



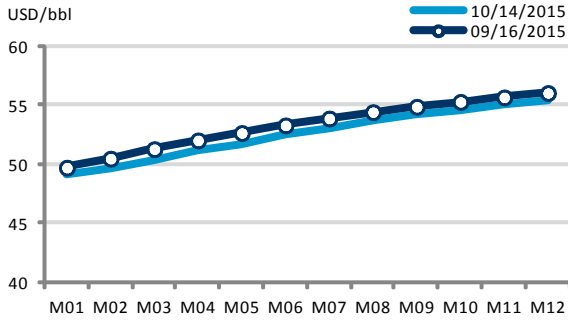
Commodities Report

Thursday, 15 October 2015

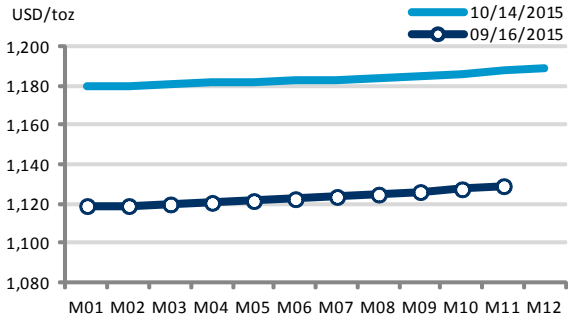
Commodity prices table									
		10/14/2015		10/13/2015		10/07/2015		09/16/2015	
		Close	Change	Close	Change	Close	Change	Close	Change
Crude & Products									
Dated Brent	USD/bbl	47.8	-1.24%	48.4	-1.24%	51.2	-6.62%	48.0	-0.25%
Brent 1M (ICE)	USD/bbl	49.2	-0.18%	49.2	-0.18%	51.3	-4.25%	49.8	-1.21%
Brent 2M (ICE)	USD/bbl	49.7	0.00%	49.7	0.00%	51.8	-4.02%	50.5	-1.64%
Brent 3M (ICE)	USD/bbl	50.4	0.02%	50.4	0.02%	52.4	-3.72%	51.3	-1.77%
WTI 1M (NYMEX)	USD/bbl	46.6	-0.04%	46.7	-0.04%	47.8	-2.45%	47.2	-1.08%
1,0% Fuel Oil FOB Barges Rdam	USD/t	216.3	-2.26%	221.3	-2.26%	230.3	-6.08%	221.5	-2.37%
3,5% Fuel Oil FOB Barges Rdam	USD/t	216.3	-2.26%	221.3	-2.26%	230.3	-6.08%	221.5	-2.37%
Jet FOB Barges Rdam	USD/t	464.0	0.11%	463.5	0.11%	491.8	-5.64%	488.5	-5.02%
Gasoil 0.1 FOB Barges ARA	USD/t	433.0	-0.74%	436.3	-0.74%	471.3	-8.12%	452.5	-4.31%
Diesel 10 PPM FOB Barges Rdam	USD/t	442.5	0.11%	442.0	0.11%	478.8	-7.57%	469.8	-5.80%
Base Metals (LME 3M)									
Aluminium	USD/t	1,593	-0.06%	1,594	-0.06%	1,577	1.01%	1,627	-2.06%
Copper	USD/t	5,299	0.49%	5,273	0.49%	5,187	2.16%	5,379	-1.49%
Zinc	USD/t	1,817	-0.16%	1,820	-0.16%	1,693	7.32%	1,751	3.77%
Tin	USD/t	16,100	1.26%	15,900	1.26%	16,050	0.31%	15,675	2.71%
Lead	USD/t	1,793	0.90%	1,777	0.90%	1,674	7.11%	1,734	3.40%
Nickel	USD/t	10,480	0.05%	10,475	0.05%	10,170	3.05%	10,130	3.46%
Steel billet	USD/t	210	0.00%	210	0.00%	205	2.44%	140	50.00%
Aluminium alloy	USD/t	1,695	0.00%	1,695	0.00%	1,688	0.44%	1,715	-1.17%
Precious Metals (spot)									
Gold	USD/toz	1,184	1.31%	1,169	1.31%	1,146	3.37%	1,120	5.77%
Silver	USD/toz	16.13	1.38%	15.91	1.38%	16	0.45%	15	8.13%
Platinum	USD/toz	998	0.84%	990	0.84%	946	5.50%	973	2.61%
Palladium	USD/toz	701	2.75%	682	2.75%	697	0.61%	612	14.53%
USD exchange rate									
DXY Index		93.93	-0.87%	94.76	-0.87%	95.50	-1.64%	95.42	-1.56%
EUR/USD		1.145	0.48%	1.139	0.48%	1.124	1.80%	1.131	1.20%

Source: Bloomberg

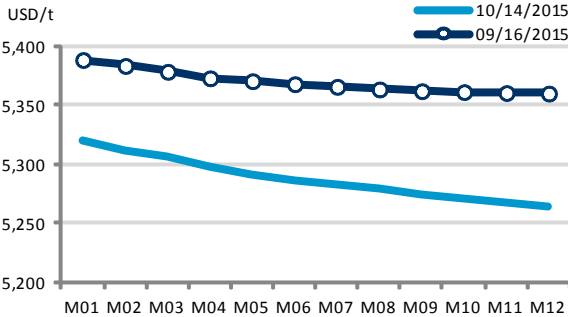
Brent forward curve (ICE)



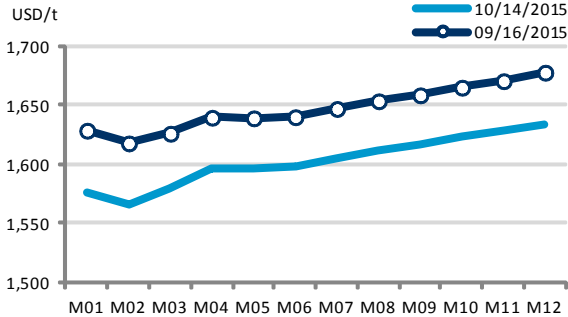
Gold forward curve (COMEX)



Copper forward curve (LME)



Aluminium forward curve (LME)



Contacts

Brussels Research (KBC)

Piet Lammens	+32 2 417 59 41
Peter Wuyts	+32 2 417 32 35
Joke Mertens	+32 2 417 30 59
Mathias van der Jeugt	+32 2 417 51 94

Dublin Research

Austin Hughes	+353 1 664 6889
Shawn Britton	+353 1 664 6892

Prague Research (CSOB)

Jan Cermak	+420 2 6135 3578
Jan Bures	+420 2 6135 3574
Petr Baca	+420 2 6135 3570

Bratislava Research (CSOB)

Marek Gabris	+421 2 5966 8809
--------------	------------------

Budapest Research

David Nemeth	+36 1 328 9989
--------------	----------------

Global Sales Force

Brussels	
Corporate Desk	+32 2 417 45 82
Institutional Desk	+32 2 417 46 25
France	+32 2 417 32 65
London	+44 207 256 4848
Singapore	+65 533 34 10
Prague	
	+420 2 6135 3535
Bratislava	
	+421 2 5966 8820
Budapest	
	+36 1 328 99 85

ALL OUR REPORTS ARE AVAILABLE ON WWW.KBCCORPORATES.COM/RESEARCH

This non-exhaustive information is based on short-term forecasts for expected developments on the financial markets. KBC Bank cannot guarantee that these forecasts will materialize and cannot be held liable in any way for direct or consequential loss arising from any use of this document or its content. The document is not intended as personalized investment advice and does not constitute a recommendation to buy, sell or hold investments described herein. Although information has been obtained from and is based upon sources KBC believes to be reliable, KBC does not guarantee the accuracy of this information, which may be incomplete or condensed. All opinions and estimates constitute a KBC judgment as of the data of the report and are subject to change without notice.

