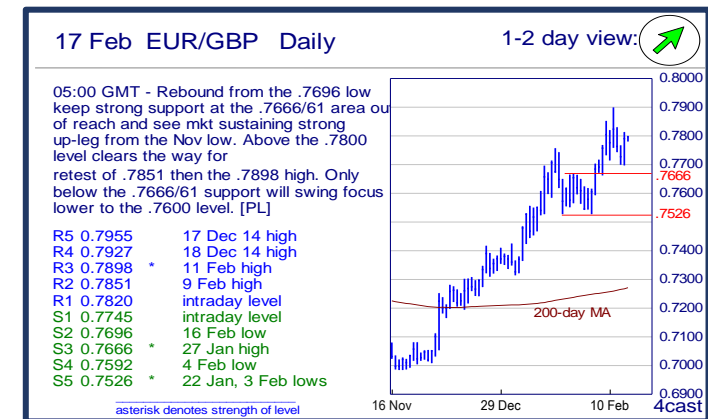
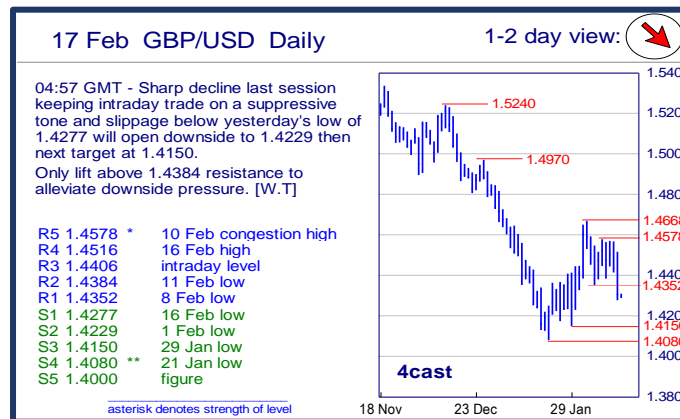
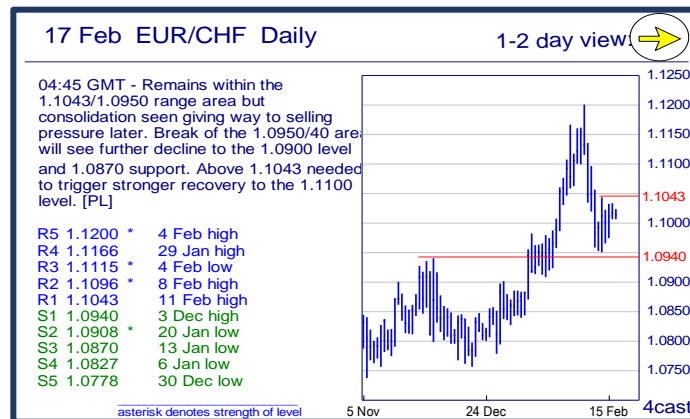
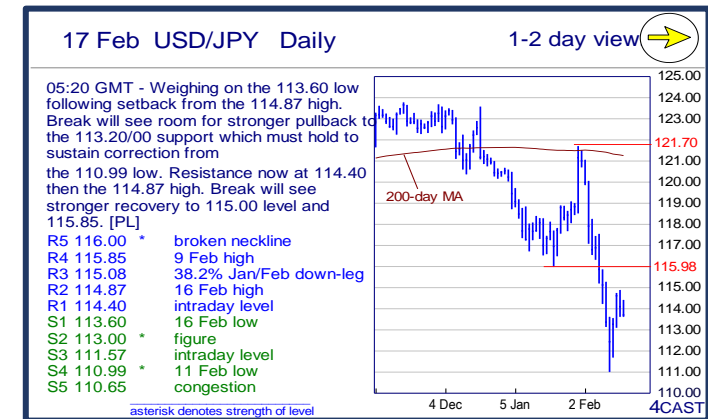
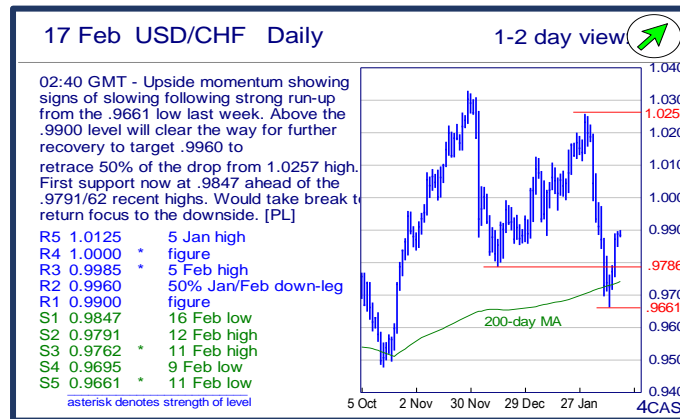
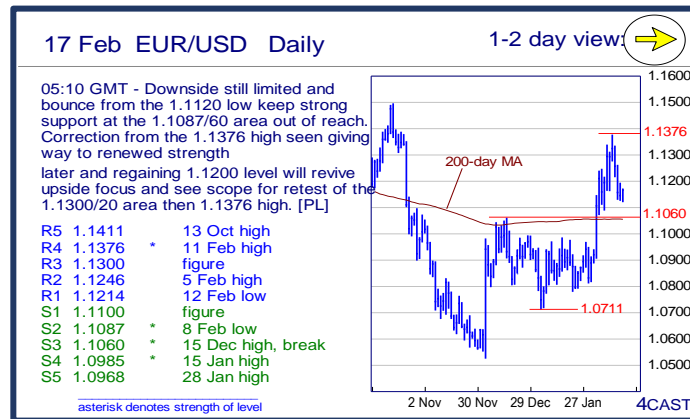


		Trends	Res 4	Res 3	Res 2	Res 1	Spot	Sup 1	Sup 2	Sup 3	Sup 4	MA20	MA50	MA200	RSI 9
Scandies	EUR/SEK	→	9.6130	9.5835	9.5276	9.4975	9.4766	9.4312	9.3982	9.3872	9.3530	9.3841	9.3108	9.3493	65
	EUR/NOK	↘	9.8000	9.7480	9.7060	9.6800	9.6214	9.5775	9.5420	9.5275	9.5000	9.5480	9.5702	9.2011	54
	USD/SEK	→	8.6694	8.6562	9.6180	8.5825	8.4866	8.4580	8.4086	8.3395	8.3237	8.4851	8.4916	8.4584	53
	USD/NOK	→	8.7930	8.7565	8.7460	8.6570	8.6167	8.5735	8.5390	8.5000	8.4465	8.6320	8.7271	8.3246	48
	EUR/DKK	→	7.47~	7.4685	7.4665	7.4658	7.4639	7.4615	7.4570	7.4568	7.4545	7.4635	7.4628	7.4614	53
	NOK/SEK	→	1.0000	0.9977	0.9930	0.9877	0.9837	0.9784	0.9762	0.9734	0.9613	0.9812	0.9715	1.0160	57
Majors	EUR/USD	→	1.1376	1.1300	1.1246	1.1214	1.1165	1.1100	1.1087	1.1060	1.0985	1.1056	1.0962	1.1052	56
	USD/JPY	→	115.85	115.08	114.87	114.40	113.71	113.60	113.00	111.57	110.99	116.81	118.50	121.22	35
	EUR/GBP	↗	.7927	.7898	.7851	.7820	0.7809	.7745	.7696	.7666	.7592	0.7679	0.7515	0.7267	65
	GBP/USD	↘	1.4516	1.4406	1.4384	1.4352	1.4295	1.4277	1.4229	1.4150	1.4080	1.4393	1.4588	1.5212	38
	USD/CHF	↗	1.0000	0.9985	0.9960	0.9900	0.9860	0.9847	0.9791	0.9762	0.9695	0.9985	0.9968	0.9737	43
	EUR/JPY	→	130.06	129.05	128.17	127.35	126.97	126.62	126.38	125.78	124.97	129.13	129.87	133.96	31
	EUR/CHF	→	1.1166	1.1115	1.1096	1.1043	1.1013	1.0940	1.0908	1.0870	1.0827	1.1040	1.0929	1.0760	48
	AUD/USD	→	.7296	.7243	.7215	.7182	0.7090	.7082	.7064	.6974	.6957	0.7075	0.7106	0.7287	51
	USD/CAD	↘	1.4015	1.4000	1.3992	1.3911	1.3872	1.3705	1.3700	1.3625	1.3600	1.3968	1.4003	1.3214	43
	NZD/USD	↘	.6800	.6752	.6676	.6632	0.6571	.6545	.6509	.6450	.6418	0.6574	0.6639	0.6672	46
	EUR/CAD	↘	1.6105	1.5975	1.5910	1.5590	1.5492	1.5220	1.5110	1.4955	1.4800	1.5448	1.5350	1.4599	50
	GBP/JPY	→	166.09	164.72	164.00	163.56	162.5700	161.69	161.28	160.15	159.83	168.1655	172.9302	184.4762	31
EM	USD/CNH	→	6.5867	6.5678	6.5578	6.5504	6.5272	6.5174	6.4988	6.4866	6.4687	6.5755	6.5767	6.3874	37
	USD/ZAR	↘	16.970	16.650	16.440	16.270	15.7990	15.45	15.270	15.055	14.790	16.0684	15.8807	13.8033	41
	USD/BRL	→	4.1000	4.0950	4.0730	4.0680	4.0653	3.9720	3.9030	3.8000	3.7700	4.0018	3.9826	3.6460	65
	USD/MXN	↘	19.500	19.440	19.230	18.970	18.923	18.472	18.000	17.900	17.465	18.588	17.938	16.681	63
	EUR/PLN	↗	4.5975	4.5235	4.50~	4.4720	4.4080	4.3855~	4.3700	4.3695	4.3285	4.4285	4.3651	4.2402	48
	EUR/CZK	→	27.19~	27.140	27.131	27.087	27.014	26.960	26.949	26.914	25.710	27.018	27.016	27.094	48
	EUR/HUF	↘					#N/A					311.20	313.44	311.88	51
	EUR/TRY	→	3.4000	3.3760	3.3545	3.3420	3.3298	3.2545	3.1980	3.1635	3.1380	3.2709	3.2487	3.1628	64
	USD/PLN	→	4.0481	4.0000	3.9838	3.9718	3.9509	3.9319	3.8881	3.8590	3.8400	4.0079	3.9835	3.8391	43
	USD/RUB	→	85.95	82.25	81.02	80.62	78.18	75.92	75.03	72.32	71.70	78.28	75.35	64.85	51
Other Markets	S&P 500 Futures	↗	1955	1953	1947	1900	1885	1847	1804	1800	1787	1880	1952	2017	51
	DAX Futures	↗	9800	9620	9467	9272	9106	8690	8641	8600	8350	9393	9958	10636	42
	US 10y Futures	↘	133-01+	132-00	131-21+	131-16	131.09	130-24	130-20	130-00	129-08	129.99	127.99	126.68	64
	Bund Futures	→	167.00	166.50	166.16	165.59	164.35	163.72	162.70	161.55	161.13	157.92	160.33	157.44	55
	WTI Oil Futures	↗	34.50	32.45	32.00	31.53	29.21	27.56	26.95	26.05	25.00	30.32	34.19	47.85	45

		Trends	Res 4	Res 3	Res 2	Res 1	Spot	Sup 1	Sup 2	Sup 3	Sup 4	MA20	MA 50	MA 200	RSI 9
Scandies	EUR/SEK	→	9.6130 11Feb high	9.5835 intraday level	9.5276 intraday level	9.4975 15 Feb high	9.4766	9.4312 12 Feb low	9.3982 15 Jan high	9.3872 5 Feb low	9.3530 29 Jan high	9.3841	9.3108	9.3493	65
	EUR/NOK	↘	9.8000 figure	9.7480 12 Jan high	9.7060 12 Feb high	9.6800 intraday level	9.6214	9.5775 16 Feb low	9.5420 10 Feb low	9.5275 8 Feb low	9.5000 figure	9.5480	9.5702	9.2011	54
	USD/SEK	→	8.6694 25 Nov low	8.6562 21Jan high	9.6180 29 Jan high	8.5825 3 Feb high	8.4866	8.4580 16 Feb low	8.4086 15 Feb low	8.3395 11Feb low	8.3237 29 Dec low	8.4851	8.4916	8.4584	53
	USD/NOK	→	8.7930 25 Jan high	8.7565 15 Jan low	8.7460 2 Feb high	8.6570 15 Feb high	8.6167	8.5735 15 Feb low	8.5390 12 Feb low	8.5000 figure	8.4465 4 Feb low	8.6320	8.7271	8.3246	48
	EUR/DKK	→	7.47~ early Apr lows	7.4685 May-15 high	7.4665 24-Dec high	7.4658 Mon YTD high	7.4639	7.4615 last week low	7.4570 7-Jan low	7.4568 Dec-15 low	7.4545 Oct-15 low	7.4635	7.4628	7.4614	53
	NOK/SEK	→	1.0000 figure	0.9977 7 Dec high	0.9930 10 Feb high	0.9877 intraday level	0.9837	0.9784 15 Feb low	0.9762 Support line fr 4/	0.9734 11Feb low	0.9613 21 Jan low	0.9812	0.9715	1.0160	57
Majors	EUR/USD	→	1.1376 11Feb high	1.1300 figure	1.1246 5 Feb high	1.1214 12 Feb low	1.1165	1.1100 figure	1.1087 8 Feb low	1.1060 15 Dec high, break	1.0985 15 Jan high	1.1056	1.0962	1.1052	56
	USD/JPY	→	115.85 9 Feb high	115.08 38.2%Jan/Feb dc	114.87 16 Feb high	114.40 intraday level	113.71	113.60 16 Feb low	113.00 figure	111.57 intraday level	110.99 11Feb low	116.81	118.50	121.22	35
	EUR/GBP	↗	.7927 18 Dec 14 high	.7898 11 Feb high	.7851 9 Feb high	.7820 intraday level	0.7809	.7745 intraday level	.7696 16 Feb low	.7666 27 Jan high	.7592 4 Feb low	0.7679	0.7515	0.7267	65
	GBP/USD	↘	1.4516 16 Feb high	1.4406 intraday level	1.4384 11Feb low	1.4352 8 Feb low	1.4295	1.4277 16 Feb low	1.4229 1Feb low	1.4150 29 Jan low	1.4080 21Jan low	1.4393	1.4588	1.5212	38
	USD/CHF	↗	1.0000 figure	0.9985 5 Feb high	0.9960 50%Jan/Feb dow	0.9900 figure	0.9860	0.9847 16 Feb low	0.9791 12 Feb high	0.9762 11Feb high	0.9695 9 Feb low	0.9985	0.9968	0.9737	43
	EUR/JPY	→	130.06 3 Feb low, break	129.05 50%Jan/Feb dow	128.17 16 Feb high	127.35 intraday level	126.97	126.62 16 Feb low	126.38 12 Feb low	125.78 11Feb low	124.97 Jun 2013 low	129.13	129.87	133.96	31
	EUR/CHF	→	1.1166 29 Jan high	1.1115 4 Feb low	1.1096 8 Feb high	1.1043 11Feb high	1.1013	1.0940 3 Dec high	1.0908 20 Jan low	1.0870 13 Jan low	1.0827 6 Jan low	1.1040	1.0929	1.0760	48
	AUD/USD	→	.7296 200-day MA	.7243 4 Feb high	.7215 trendline from Dec	.7182 16 Feb high	0.7090	.7082 16 Feb low	.7064 12 Feb low	.6974 9 Feb low	.6957 19 Jan high, break	0.7075	0.7106	0.7287	51
	USD/CAD	↘	1.4015 11Feb high	1.4000 figure	1.3992 50-day MA	1.3911 intraday high	1.3872	1.3705 05 Feb low	1.3700 figure	1.3625 early-Dec breako	1.3600 100-day MA	1.3968	1.4003	1.3214	43
	NZD/USD	↘	.6800 figure	.6752 5 Feb high	.6676 200-day MA	.6632 intraday level	0.6571	.6545 16 Feb low	.6509 3 Feb low	.6450 1Feb low	.6418 27 Jan low	0.6574	0.6639	0.6672	46
	EUR/CAD	↘	1.6105 20-Jan high	1.5975 18-Jan high	1.5910 11-Feb high	1.5590 15-Feb high	1.5492	1.5220 4-Feb low	1.5110 1-Feb low	1.4955 5-Jan low	1.4800 figure	1.5448	1.5350	1.4599	50
	GBP/JPY	→	166.09 16 Feb high	164.72 intraday level	164.00 intraday level	163.56 intraday level	162.57	161.69 12 Feb low	161.28 intraday level	160.15 intraday level	159.83 11Feb low	168.17	172.93	184.48	31
EM	USD/CNH	→	6.5867 8 Feb high	6.5678 10 Feb high	6.5578 5 Feb low	6.5504 11Feb high	6.5272	6.5174 intraday level	6.4988 16 Feb low	6.4866 15 Feb low	6.4687 50%of 6.1863-6.	6.5755	6.5767	6.3874	37
	USD/ZAR	↘	16.970 18-Jan high	16.650 26-Jan high	16.440 3-Feb high	16.270 9-Feb high	15.799	15.45 Jan low	15.270 30-Dec low	15.055 28-Dec low	14.790 16-Dec low	16.068	15.881	13.803	41
	USD/BRL	→	4.1000 break level	4.0950 29 Jan high	4.0730 07 Jan high	4.0680 intraday high	4.0653	3.9720 50-day MA	3.9030 100-day MA	3.8000 break level	3.7700 projection	4.0018	3.9826	3.6460	65
	USD/MXN	↘	19.500 projection	19.440 11 Feb high	19.230 12 Feb high	18.970 15 Feb high	18.923	18.472 05 Feb high	18.000 break level	17.900 50-day MA	17.465 break level	18.588	17.938	16.681	63
	EUR/PLN	↗	4.5975 Dec 2011 high	4.5235 Jan 2012 high	4.50~ fr mid-Jan highs	4.4720 9-Feb high	4.4080	4.3855~ 12, 15-Feb lows	4.3700 2-Feb low	4.3695 2015 high	4.3285 13-Jan low	4.4285	4.3651	4.2402	48
	EUR/CZK	→	27.19~ 1-Oct high	27.140 Oct high	27.131 11-Feb YTD high	27.087 5-Feb high	27.014	26.960 Feb low	26.949 Dec-15/ last year l	26.914 8-Nov-13 low	25.710 7-Nov-13 low	27.018	27.016	27.094	48
	EUR/HUF	↘										311.20	313.44	311.88	51
	EUR/TRY	→	3.4000 figure	3.3760 14-Oct high	3.3545 20-Jan high	3.3420 11-Feb high	3.3298	3.2545 10-Feb low	3.1980 1-Feb low	3.1635 4-Jan low	3.1380 18-Dec low	3.2709	3.2487	3.1628	64
	USD/PLN	→	4.0481 03 Feb high	4.0000 figure	3.9838 50-day MA	3.9718 03 Feb low	3.9509	3.9319 100-day MA	3.8881 11Feb low	3.8590 28 Dec low	3.8400 break level	4.0079	3.9835	3.8391	43
	USD/RUB	→	85.95 21Jan high	82.25 26 Jan high	81.02 03 Feb high	80.62 11Feb high	78.18	75.92 16 Feb low	75.03 50-day MA	72.32 05 Jan low	71.70 2015 tops	78.28	75.35	64.85	51
Other Markets	S&P 500 Futures	↗	1955 50-day MA	1953 50%from Nov '15	1947 13 Jan high	1900 figure	1885	1847 break level	1804 20 Jan low	1800 figure	1787 200-week MA	1880	1952	2017	51
	DAX Futures	↗	9800 break level	9620 04 Feb high	9467 05 Feb high	9272 16 Feb high	9106	8690 11Feb low	8641 mid-Oct '14 low	8600 figure	8350 early-Oct '14 low	9393	9958	10636	42
	US 10y Futures	↘	133-01+ 11Feb high	132-00 12 Feb high	131-21+ 11Feb low	131-16 break level	131.09	130-24 03 Feb high	130-20 intraday low	130-00 figure	129-08 20 Jan high	129.99	127.99	126.68	64
	Bund Futures	→	167.00 figure	166.50 projection	166.16 11-Feb high	165.59 11-Feb close	164.35	163.72 8-Feb low	162.70 29-Jan low, gap	161.55 26-Jan low	161.13 25-Jan low	157.92	160.33	157.44	55
	WTI Oil Futures	↗	34.50 50-day MA	32.45 05 Feb high	32.00 05 Feb high	31.53 o/n session high	29.21	27.56 20 Jan low	26.95 12 Feb low	26.05 11Feb low	25.00 psychological lev	30.32	34.19	47.85	45



Strong uptrend



Weak uptrend or higher in range



Sideways or in range



Weak downtrend or lower in range

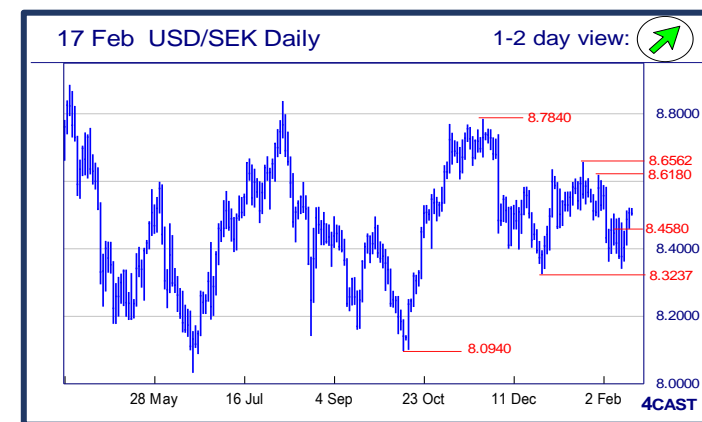
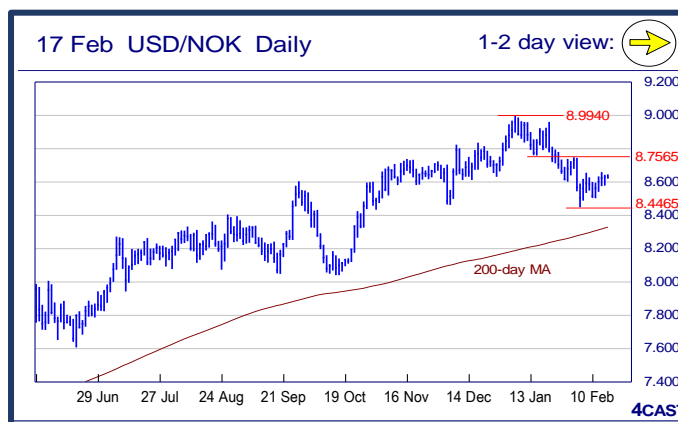


Strong downtrend



**NOK, SEK opening updates** 🇳🇴 🇸🇪

	1 day view	Resistance	Support	4cast
EUR/NOK	➡	9.8000 9.7480 9.7060 9.6800	9.5775 9.5420 9.5275 9.5000	Extending the drop from 9.7480 high and break of the 9.5000 level swing focus lower to the 9.5420 support. Below the latter will trigger a top pattern and see deeper pullback to the 9.5000 level. Resistance now at 9.6800 and 9.7060. [P.L.]
EUR/SEK	➡	9.6130 9.5835 9.5276 9.4975	9.4312 9.3982 9.3872 9.3530	Consolidation prevails into the 4th session and ability to push below 9.4312 support will revive the bearish implication of Shooting-star set last week and trigger stronger pullback to 9.3982/3872 supports. [W.T]
USD/NOK	➡	8.7930 8.7565 8.7460 8.6570	8.5735 8.5390 8.5000 8.4465	Keeping below the 8.6570 high but upside bias from the 8.5000 low of last week stays in focus and break will trigger stronger recovery to the 8.7460 and 8.7565 resistance. Lower high sought for setback to retest of 8.5000 level later. [P.L.]
USD/SEK	➡	8.6694 8.6562 8.6180 8.5825	8.4580 8.4086 8.3395 8.3237	Positive stance seen on daily technical tools keeping the bounce from 8.3395 low in play and need to sustain above the 8.4580 support to keep momentum in play and targets higher resistance at 8.5825. [W.T]



Strong uptrend



Weak uptrend or higher in range



Sideways or in range



Weak downtrend or lower in range



Strong downtrend