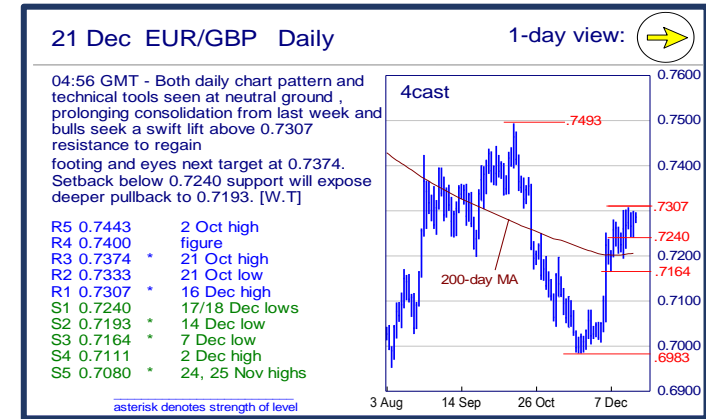
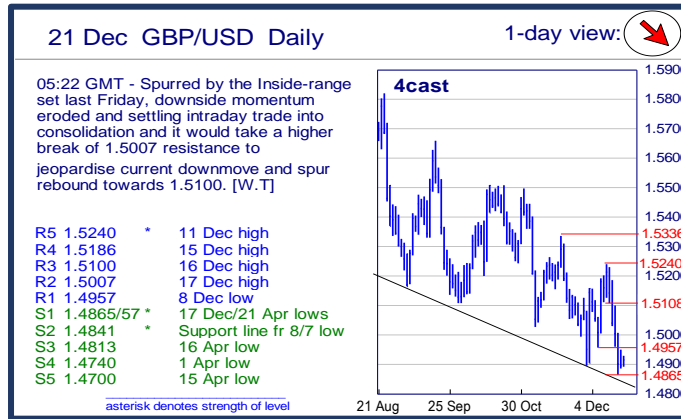
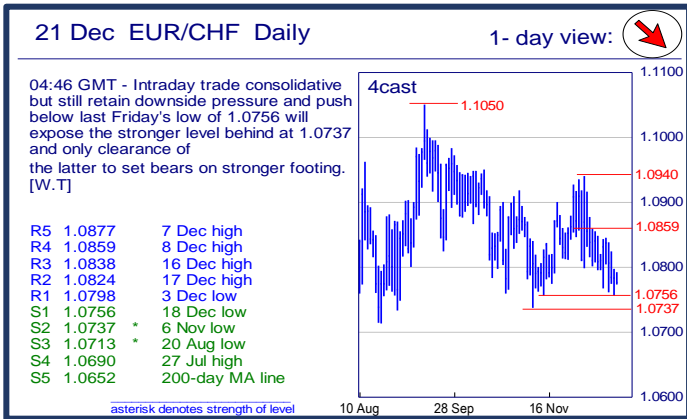
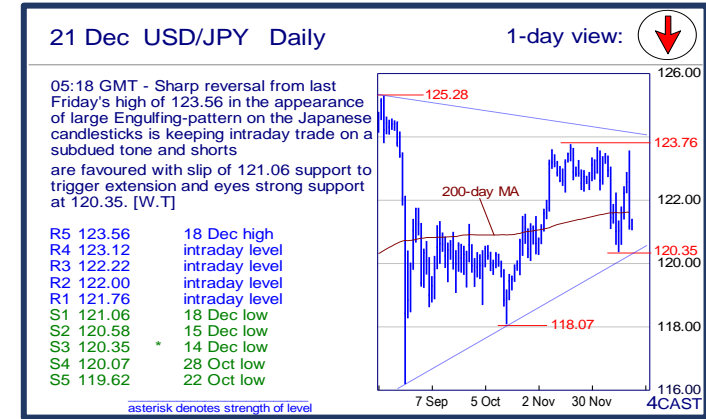
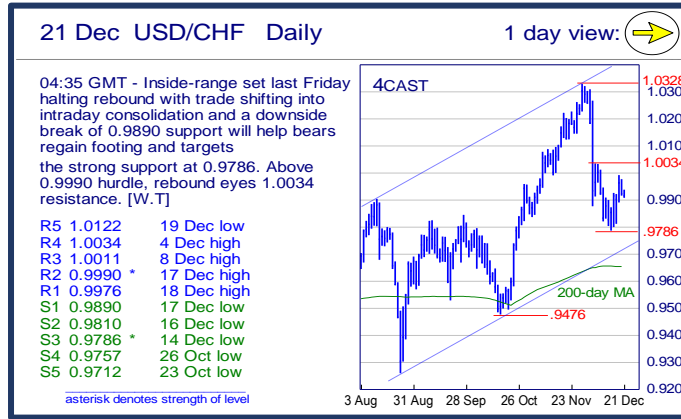
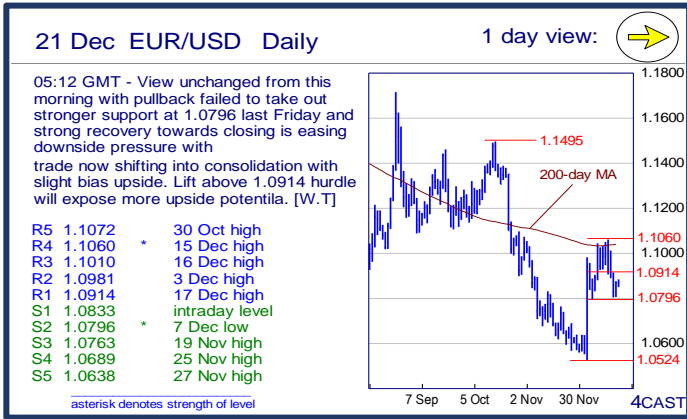


	Trends	Res 4	Res 3	Res 2	Res 1	Spot	Sup 1	Sup 2	Sup 3	Sup 4	MA20	MA50	MA200	RSI 9	
Scandies	EUR/SEK	→	9.3794	9.3590	9.3357	9.3095	9.2998	9.2415	9.2208	9.1880	9.1794	9.2720	9.3203	9.3527	54
	EUR/NOK	→	9.7455	9.6280	9.6080	9.5420	9.5080	9.4602	9.4137	9.3773	9.3278	9.3730	9.3177	8.9828	61
	USD/SEK	→	8.6694	8.6445	8.6045	8.5830	8.5550	8.4984	8.4736	8.4430	8.3967	8.5780	8.5505	8.4719	50
	USD/NOK	→	8.9000	8.8780	8.8595	8.8335	8.7479	8.6710	8.6100	8.5800	8.5500	8.6684	8.5457	8.1359	59
	EUR/DKK	→	7.47~	7.4685	7.4660	7.4645	7.4618	7.4595	7.4585	7.4565	7.4545	7.4611	7.4607	7.4619	54
	NOK/SEK	→	0.9977	0.9934	0.9878	0.9856	0.9773	0.9667	0.9624	0.9600	0.9580	0.9884	0.9992	1.0412	42
Majors	EUR/USD	→	1.1060	1.1010	1.0981	1.0914	1.0870	1.0833	1.0796	1.0763	1.0689	1.0808	1.0903	1.1039	51
	USD/JPY	↓	123.12	122.22	122.00	121.76	121.42	121.06	120.58	120.35	120.07	122.29	121.79	121.59	43
	EUR/GBP	→	.7400	.7374	.7333	.7307	0.7288	.7240	.7193	.7164	.7111	0.7175	0.7169	0.7203	72
	GBP/USD	→	1.5186	1.5100	1.5007	1.4957	1.4915	1.4865/57	1.4841	1.4813	1.4740	1.5059	1.5201	1.5321	36
	USD/CHF	→	1.0034	1.0011	0.9990	0.9976	0.9911	0.9890	0.9810	0.9786	0.9757	1.0022	0.9939	0.9649	43
	EUR/JPY	↓	134.22	133.78	133.30	132.44	131.99	131.45	131.04	129.92	129.67	132.17	132.76	134.22	43
	EUR/CHF	↘	1.0859	1.0838	1.0824	1.0798	1.0777	1.0756	1.0737	1.0713	1.0690	1.0831	1.0834	1.0650	38
	AUD/USD	→	.7335	.7283	.7249	.7200	0.7161	.7112	.7097	.7069	.7025	0.7237	0.7194	0.7432	44
	USD/CAD	↗	1.4003	1.4002	1.4000	1.3990	1.3931	1.3848	1.3780	1.3639	1.3455	1.3555	1.3324	1.2858	85
	NZD/USD	→	.6871	.6834	.6804	.6753	0.6746	.6682	.6660	.6605	.6582	0.6674	0.6657	0.6866	57
	EUR/CAD	↗	1.5550	1.5430	1.5290	1.5200	1.5140	1.4895	1.4800	1.4680	1.4500	1.4653	1.4523	1.4191	74
GBP/JPY	↓	183.38	182.13	181.67	181.33	181.1200	180.24	179.67	179.30	178.75	184.1670	185.1442	186.3067	24	
EM	USD/CNH	→	6.6175	6.6025	6.5946	6.5742	6.5505	6.5430	6.5230	6.5142	6.5000	6.4837	6.4211	6.3080	67
	USD/ZAR	↘	16.100	16.025	15.355	15.270	15.0820	14.800	14.600	14.495	14.240	14.7266	14.1777	12.9629	57
	USD/BRL	→	4.1000	4.0630	4.0450	4.0000	3.9789	3.8580	3.8200	3.7790	3.6920	3.8277	3.8269	3.4537	74
	USD/MXN	↘	17.735	17.500	17.465	17.190	17.090	16.918	16.800	16.688	16.319	16.871	16.706	16.078	57
	EUR/PLN	↓	4.3700	4.34~	4.3030	4.2760	4.2700	4.26~	4.2350	4.2070	4.2045	4.3031	4.2707	4.1721	35
	EUR/CZK	→	27.290	27.13~	27.120	27.055	27.013	26.97~	26.960	26.914	25.710	27.016	27.038	27.176	49
	EUR/HUF	↓	320.25	318.00	317.00	314.90~	313.97	313.10	311.00	309.35	308.62	313.69	312.25	309.33	48
	EUR/TRY	→	3.3465	3.3105	3.2250	3.2060	3.1599	3.1175	3.0775	3.0320	3.0075	3.1470	3.1634	3.0828	47
	USD/PLN	→	4.0581	4.02~	3.9950~	3.9836	3.9316	3.9254	3.9146	3.8975	3.86~	3.9823	3.9196	3.7815	40
USD/RUB	↑	75.00	73.00	72.58	72.31	71.25	69.70~	68.19	68.14	67.05~	68.50	65.69	60.13	72	
Other Markets	S&P 500 Futures	→	2102	2097	2075	2073	2001	1983	1975	1950	1900	2059	2057	2057	36
	DAX Futures	→	11433	11324	10995	10900	10600	10421	10119	10000	9885	10838	10726	11049	46
	US 10y Futures	→	128-00	127-10	126-28	126-21	127.13	125-21	125-12+	125-11	125-09	126.94	127.39	127.61	53
	Bund Futures	→	161.50	161.00	160.66	159.36	159.01	156.78	156.42	155.67	155.11	157.92	157.29	155.49	60
	WTI Oil Futures	↘	39.97	38.99	37.88	35.84	34.40	33.55	33.20	33.00	31.52	38.59	42.11	49.08	26

	Trends	Res 4	Res 3	Res 2	Res 1	Spot	Sup 1	Sup 2	Sup 3	Sup 4	MA20	MA 50	MA 200	RSI 9	
Scandies	EUR/SEK	→	9.3794 9 Nov high	9.3590 T-line fr 26/8 hi	9.3357 16 Dec high	9.3095 17 Dec high	9.2998	9.2415 10 Dec low	9.2208 8 Dec low	9.1880 7 Dec low	9.1794 3 Dec low	9.2720	9.3203	9.3527	54
	EUR/NOK	→	9.7455 2 Jan 09 high	9.6280 Sep YTD high	9.6080 8 Dec high	9.5420 intraday level	9.5080	9.4602 18 Dec low	9.4137 17 Dec low	9.3773 8 Dec low	9.3278 3 Dec high	9.3730	9.3177	8.9828	61
	USD/SEK	→	8.6694 25 Nov low	8.6445 19 Nov low	8.6045 12 Nov low	8.5830 18 Dec high	8.5550	8.4984 17 Dec low	8.4736 200-day MA	8.4430 16 Dec low	8.3967 15 Dec low	8.5780	8.5505	8.4719	50
	USD/NOK	→	8.9000 figure	8.8780 12 Mar 02 high	8.8595 29 Mar 02 high	8.8335 17 Dec high	8.7479	8.6710 17 Dec low	8.6100 10 Dec low	8.5800 19 Nov low	8.5500 4 Dec high	8.6684	8.5457	8.1359	59
	EUR/DKK	→	7.47~ early Apr lows	7.4685 May high	7.4660 Aug high	7.4645 15, 17-Dec highs	7.4618	7.4595 17-Dec low	7.4585 7-Dec low	7.4565 Nov low	7.4545 Oct low	7.4611	7.4607	7.4619	54
	NOK/SEK	→	0.9977 7 Dec high	0.9934 12 Nov low	0.9878 8 Dec high	0.9856 17 Dec high/Resis	0.9773	0.9667 17 Dec low/Suppc	0.9624 8 Dec low	0.9600 figure	0.9580 projection	0.9884	0.9992	1.0412	42
Majors	EUR/USD	→	1.1060 15 Dec high	1.1010 16 Dec high	1.0981 3 Dec high	1.0914 17 Dec high	1.0870	1.0833 intraday level	1.0796 7 Dec low	1.0763 19 Nov high	1.0689 25 Nov high	1.0808	1.0903	1.1039	51
	USD/JPY	↓	123.12 intraday level	122.22 intraday level	122.00 intraday level	121.76 intraday level	121.42	121.06 18 Dec low	120.58 15 Dec low	120.35 14 Dec low	120.07 28 Oct low	122.29	121.79	121.59	43
	EUR/GBP	→	.7400 figure	.7374 21Oct high	.7333 21Oct low	.7307 16 Dec high	0.7288	.7240 17/18 Dec lows	.7193 14 Dec low	.7164 7 Dec low	.7111 2 Dec high	0.7175	0.7169	0.7203	72
	GBP/USD	→	1.5186 15 Dec high	1.5100 16 Dec high	1.5007 17 Dec high	1.4957 8 Dec low	1.4915	4865/57 17 Dec/21 Apr low	1.4841 Support line fr 8/1	1.4813 16 Apr low	1.4740 1 Apr low	1.5059	1.5201	1.5321	36
	USD/CHF	→	1.0034 4 Dec high	1.0011 8 Dec high	0.9990 17 Dec high	0.9976 18 Dec high	0.9911	0.9890 17 Dec low	0.9810 16 Dec low	0.9786 14 Dec low	0.9757 26 Oct low	1.0022	0.9939	0.9649	43
	EUR/JPY	↓	134.22 9 Dec high	133.78 11/16/18 Dec highs	133.30 7 Dec low	132.44 14 Dec low	131.99	131.45 intraday level	131.04 18 Dec low	129.92 3 Dec low	129.67 27 Nov low	132.17	132.76	134.22	43
	EUR/CHF	↓	1.0859 8 Dec high	1.0838 16 Dec high	1.0824 17 Dec high	1.0798 3 Dec low	1.0777	1.0756 18 Dec low	1.0737 6 Nov low	1.0713 20 Aug low	1.0690 27 Jul high	1.0831	1.0834	1.0650	38
	AUD/USD	→	.7335 10 Dec high	.7283 11/15 Dec highs	.7249 17 Dec high	.7200 18 Dec high	0.7161	.7112 18 Dec low	.7097 17 Dec low/Supt li	.7069 18 Nov low	.7025 11 Nov low	0.7237	0.7194	0.7432	44
	USD/CAD	↗	1.4003 May '04 high	1.4002 intraday high	1.4000 figure	1.3990 projection	1.3931	1.3848 16 Dec high	1.3780 14 Dec high	1.3639 10 Dec high	1.3455 29 Sep high	1.3555	1.3324	1.2858	85
	NZD/USD	→	.6871 200-day MA line	.6834 16 Dec high	.6804 17 Dec high	.6753 18 Dec high	0.6746	.6682 18 Dec low	.6660 Trendline fr 18/11/1	.6605 20 Nov high	.6582 9 Dec low	0.6674	0.6657	0.6866	57
	EUR/CAD	↗	1.5550 24-Aug YTD high	1.5430 26-Aug high	1.5290 May 14 high	1.5200 14-Dec high	1.5140	1.4895 11-Dec high	1.4800 S/R level	1.4680 7-Dec high	1.4500 7-Dec low	1.4653	1.4523	1.4191	74
GBP/JPY	↓	183.38 10 Dec low	182.13 14 Dec low	181.67 intraday level	181.33 intraday level	181.12	180.24 4 Sep low	179.67 24 Apr low	179.30 8 Apr high	178.75 17 Apr high	184.17	185.14	186.31	24	
EM	USD/CNH	→	6.6175 30 Dec 2010 high	6.6025 6 Jan 2011 high	6.5946 12 Aug high	6.5742 18 Dec high	6.5505	6.5430 intraday level	6.5230 17 Dec low	6.5142 16 Dec low	6.5000 figure	6.4837	6.4211	6.3080	67
	USD/ZAR	↘	16.100 figure	16.025 11-Dec YTD high	15.355 11-Dec low	15.270 17-Dec high	15.082	14.800 figure	14.600 spike accel	14.495 1-Dec high	14.240 3-Dec low	14.727	14.178	12.963	57
	USD/BRL	→	4.1000 figure	4.0630 30 Sep high	4.0450 2 Oct high	4.0000 figure	3.9789	3.8580 17 Dec low	3.8200 break level	3.7790 100-day MA	3.6920 24 Nov low	3.8277	3.8269	3.4537	74
	USD/MXN	↘	17.735 projection	17.500 projection	17.465 14 Dec high	17.190 16 Dec high	17.090	16.918 09 Nov high	16.800 break level	16.688 50-day MA	16.319 15 Oct low	16.871	16.706	16.078	57
	EUR/PLN	↓	4.3700 14, 15-Dec highs	4.34~ 15-Dec sell accel	4.3030 Fri am high	4.2760 Thurs low	4.2700	4.26~ early Dec lows	4.2350 20-Nov low	4.2070 9-Oct low	4.2045 11-Nov low	4.3031	4.2707	4.1721	35
	EUR/CZK	→	27.290 25-Sep high	27.13~ downtrend fr April	27.120 Nov high	27.055 last week high	27.013	26.97~ fr Sep lows	26.960 11-Dec YTD low	26.914 8-Nov-13 low	25.710 7-Nov-13 low	27.016	27.038	27.176	49
	EUR/HUF	↓	320.25 Jan highs blw spik	318.00 Jul high. 11-Dec hi	317.00 Fri high	314.90~ mid week lows	313.97	313.10 9-Dec low	311.00 7-Dec low	309.35 3-Dec low	308.62 20-Nov ow	313.69	312.25	309.33	48
	EUR/TRY	→	3.3465 15-Oct high	3.3105 21-Oct high	3.2250 15-Dec low	3.2060 17-Dec high	3.1599	3.1175 27-Nov high	3.0775 2-Dec high	3.0320 23-Nov high	3.0075 23-Nov low	3.1470	3.1634	3.0828	47
	USD/PLN	→	4.0581 03 Dec high	4.02~ start Dec lows	3.9950~ 7-9-Dec highs	3.9836 14-Dec high	3.9316	3.9254 18-Dec low	3.9146 50-day MA	3.8975 06 Nov low	3.86~ Jul, Aug highs	3.9823	3.9196	3.7815	40
USD/RUB	↑	75.00 break level	73.00 figure	72.58 17-Dec-14 high	72.31 18-Dec high	71.25	69.70~ earlier Dec highs	68.19 10-Dec low	68.14 last week low	67.05~ earlier Nov highs	68.50	65.69	60.13	72	
Other Markets	S&P 500 Futures	→	2102 03 Nov high	2097 02 Dec high	2075 break level	2073 17 Dec high	2001	1983 14 Dec low	1975 14 Oct low	1950 break level	1900 figure	2059	2057	2057	36
	DAX Futures	→	11433 30 Nov high	11324 3-Dec high	10995 7-Dec high	10900 08 Dec high	10600	10421 16 Dec low	10119 14 Dec low	10000 figure	9885 14 Oct low	10838	10726	11049	46
	US 10y Futures	→	128-00 figure	127-10 11 Dec high	126-28 50-day MA	126-21 18 Dec high	127.13	125-21 17 Dec low	125-12+ 16 Dec low	125-11 break level	125-09 04 Dec low	126.94	127.39	127.61	53
	Bund Futures	→	161.50 figure	161.00 figure	160.66 27-Nov high	159.36 11-Dec high	159.01	156.78 16-Dec low	156.42 4-Dec low	155.67 16-Sep high	155.11 16-Sep low	157.92	157.29	155.49	60
	WTI Oil Futures	↘	39.97 24 Aug low	38.99 9 Dec high	37.88 15 Dec high	35.84 17 Dec high	34.40	33.55 Feb '09 contin lov	33.20 Jan '09 contin lov	33.00 figure	31.52 Lower support lir	38.59	42.11	49.08	26

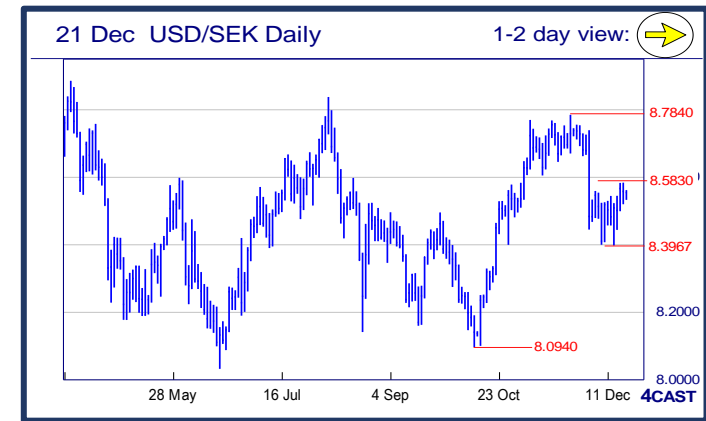
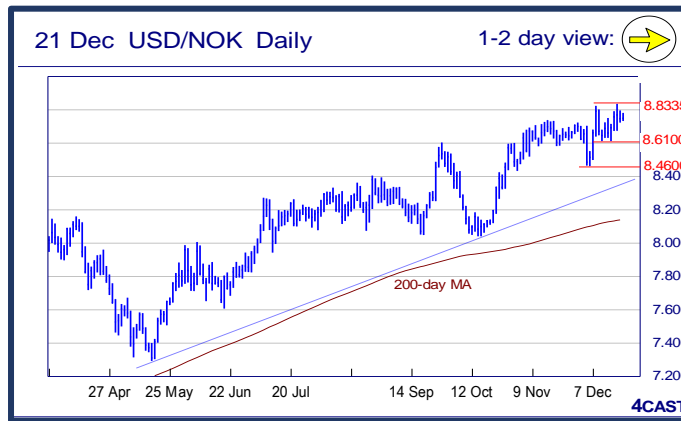
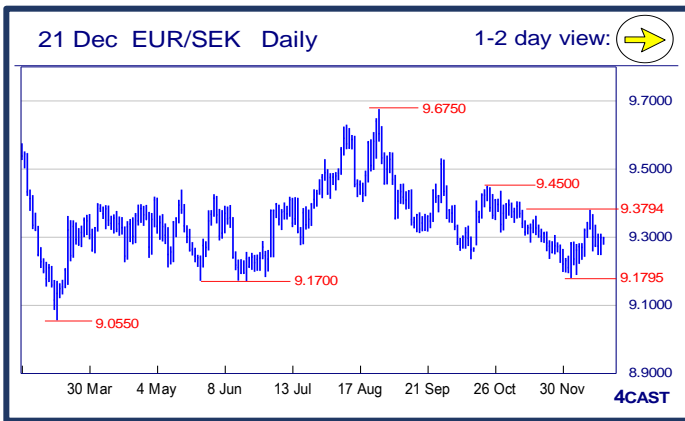


Strong uptrend
 Weak uptrend or higher in range
 Sideways or in range
 Weak downtrend or lower in range
 Strong downtrend



NOK, SEK opening updates

	1 day view	Resistance	Support	4cast
EUR/NOK		9.7455 9.6280 9.6080 9.5420	9.4602 9.4137 9.3773 9.3278	The appearance of a High-wave candle last Friday setting tone for further consolidation and best to trade the wider and stronger 9.4137-9.6090 band until breakout for directional signals. Favour buying into dips. [W.T]
EUR/SEK		9.3794 9.3590 9.3357 9.3095	9.2415 9.2208 9.1880 9.1794	Decline staged last week held above the 9.2415 support and prices are drifting back into consolidation with resistance seen at 9.3095 and break to expose gain to 9.3357 ahead of daily down trendline behind at 9.3590. [W.T]
USD/NOK		8.9000 8.8780 8.8595 8.8335	8.6710 8.6100 8.5800 8.5500	With upmove stalled at last week's high of 8.8335, trades have shifted lower in consolidation with good support seen at 8.6710 and slip of the latter will expose room for deeper corrective pullback. [W.T]
USD/SEK		8.6694 8.6445 8.6045 8.5830	8.4984 8.4736 8.4430 8.3967	Rebound staged last week lacking upside momentum with prices settling back in consolidation and slippage below 8.4984 support will help bears turn pressure towards downside, eyeing strong support at 8.3967. [W.T]



Strong uptrend
 Weak uptrend or higher in range
 Sideways or in range
 Weak downtrend or lower in range
 Strong downtrend

Copyright and other intellectual property rights in the material in this document belong to 4CAST Limited and/or 4CAST Inc (4CAST). The material shall not, under any circumstances, be reproduced or distributed in whole or part without the prior written consent of 4CAST. The material in this document is based upon information which 4CAST considers to be reliable and the analysis and opinion in the material represents the view of 4CAST at the time of transmission (unless stated otherwise). Such analysis and opinion is subject to change without notice. The material is intended for use by parties knowledgeable and experienced in the financial sector and is only one source amongst others to be considered in carrying on their business or activity. ACCORDINGLY 4CAST MAKES NO REPRESENTATION OR WARRANTY EXPRESS OR IMPLIED STATUTORY OR OTHERWISE (INCLUDING BUT NOT LIMITED TO) THE ACCURACY OF THE MATERIAL IN THIS DOCUMENT OR THE FITNESS FOR PURPOSE AND ALL SUCH REPRESENTATIONS AND WARRANTIES ARE HEREBY EXPRESSLY EXCLUDED. 4CAST does not give or purport to give investment advice. Any action taken by users on the basis of material in this document is entirely at their own risk. Independent investment advice should be sought where appropriate. 4CAST website may link to or be linked to other Internet sites. 4CAST does not accept responsibility for the content of such other sites. 4CAST's terms and conditions of business apply to all fee-paying subscribers and trial users.