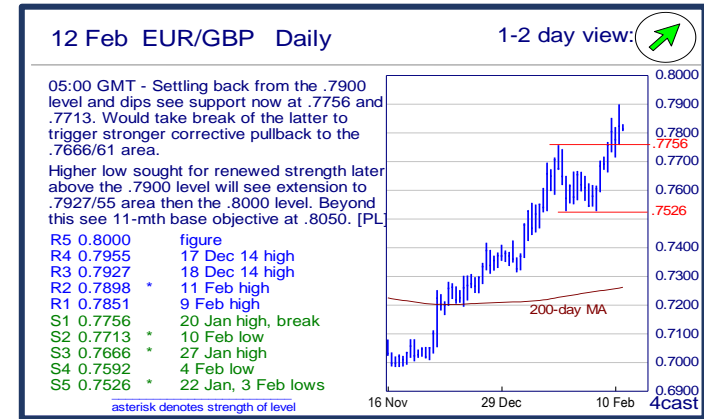
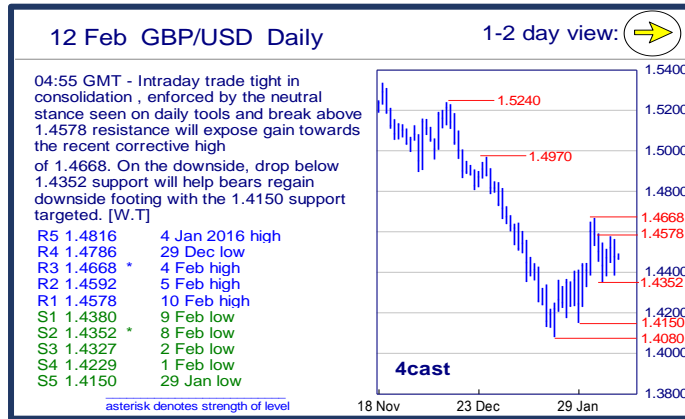
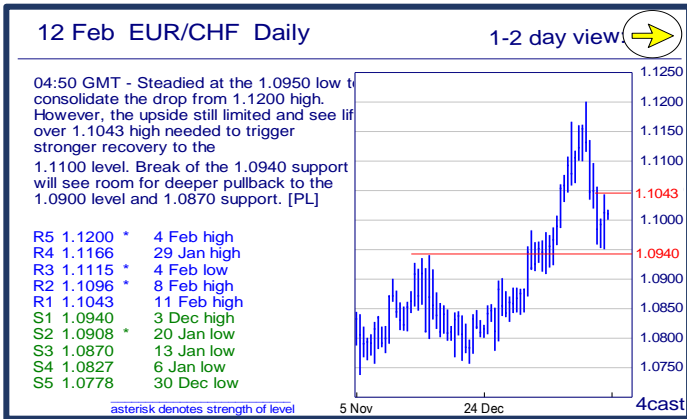
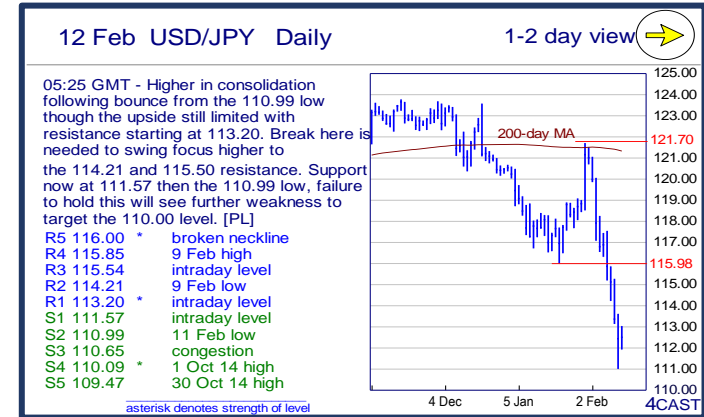
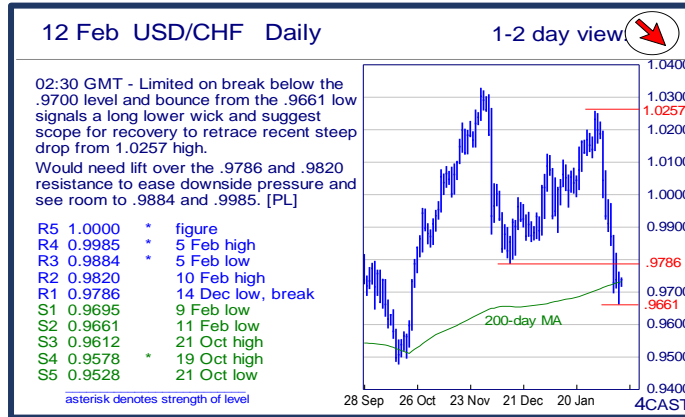
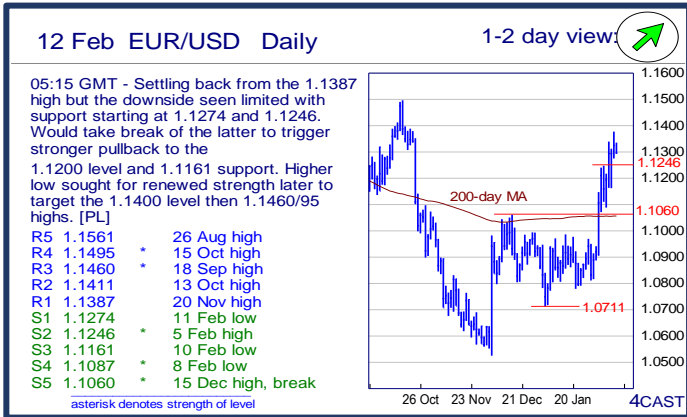


	Trends	Res 4	Res 3	Res 2	Res 1	Spot	Sup 1	Sup 2	Sup 3	Sup 4	MA20	MA50	MA200	RSI 9	
Scandies	EUR/SEK	→	9.6130	9.5835	9.5276	9.5000	9.4666	9.4410	9.3982	9.3872	9.3530	9.3636	9.2983	9.3470	64
	EUR/NOK	↗	10.0000	9.8970	9.8000	9.7480	9.6778	9.6000	9.5420	9.5275	9.5000	9.5552	9.5633	9.1830	61
	USD/SEK	↘	8.5825	8.5033	8.4576	8.4250	8.3816	8.3237	8.2871	8.2643	8.2265	8.4948	8.4907	8.4552	36
	USD/NOK	↘	8.7460	8.6530	8.6255	8.6000	8.5671	8.5000	8.4465	8.4310	8.3205	8.6678	8.7316	8.3074	42
	EUR/DKK	→	7.47~	7.4685	7.4665	7.4655	7.4638	7.4610	7.4570	7.4568	7.4545	7.4635	7.4626	7.4615	53
	NOK/SEK	↘	0.9977	0.9930	0.9877	0.9816	0.9776	0.9734	0.9613	0.9600	0.9517	0.9784	0.9709	1.0179	49
Majors	EUR/USD	↗	1.1495	1.1460	1.1411	1.1387	1.1293	1.1274	1.1246	1.1161	1.1087	1.1019	1.0948	1.1054	73
	USD/JPY	→	115.85	115.54	114.21	113.20	112.59	111.57	110.99	110.65	110.09	117.26	119.00	121.30	21
	EUR/GBP	↗	.7955	.7927	.7898	.7851	0.7806	.7756	.7713	.7666	.7592	0.7667	0.7483	0.7258	69
	GBP/USD	→	1.4786	1.4668	1.4592	1.4578	1.4466	1.4380	1.4352	1.4327	1.4229	1.4369	1.4631	1.5231	52
	USD/CHF	↘	0.9985	0.9884	0.9820	0.9786	0.9740	0.9695	0.9661	0.9612	0.9578	1.0009	0.9970	0.9728	25
	EUR/JPY	→	130.06	129.10	128.28	128.00	127.15	126.55	125.78	124.97	124.55	129.19	130.26	134.07	29
	EUR/CHF	→	1.1166	1.1115	1.1096	1.1043	1.1004	1.0940	1.0908	1.0870	1.0827	1.1031	1.0918	1.0752	45
	AUD/USD	↗	.7304	.7243	.7219	.7153	0.7104	.7050	.6974	.6957	.6919	0.7043	0.7114	0.7301	54
	USD/CAD	↗	1.4101	1.4050	1.4012	1.4000	1.3910	1.3800	1.3705	1.3625	1.3582	1.4075	1.3987	1.3187	44
	NZD/USD	↗	.6883	.6834	.6800	.6752	0.6674	.6665	.6586	.6560	.6509	0.6551	0.6644	0.6684	59
	EUR/CAD	↗	1.6300	1.6200	1.6105	1.5975	1.5713	1.5565	1.5335	1.5110	1.4955	1.5512	1.5312	1.4570	63
GBP/JPY	→	165.50	165.10	164.42	163.99	162.8800	161.59	161.28	160.15	159.83	168.5085	174.1680	184.8254	25	
EM	USD/CNH	↘	6.5918	6.5867	6.5678	6.5578	6.5429	6.5252	6.5142	6.5000	6.4687	6.5886	6.5756	6.3830	35
	USD/ZAR	↘	16.970	16.650	16.440	16.270	15.8895	15.500	15.270	15.055	14.790	16.2244	15.8176	13.7471	42
	USD/BRL	→	4.1220	4.1000	4.0280	4.0000	3.9881	3.9020	3.8000	3.7700	3.7000	4.0046	3.9657	3.6308	53
	USD/MXN	↗	19.930	19.620	19.500	19.445	19.137	18.799	18.000	17.770	17.465	18.518	17.830	16.629	74
	EUR/PLN	→	4.5975	4.5235	4.50~	4.4720	4.4130	4.4000	4.3700	4.3695	4.3285	4.4387	4.3615	4.2357	48
	EUR/CZK	→	27.19~	27.140	27.105	27.087	27.023	26.960	26.949	26.914	25.710	27.017	27.015	27.100	52
	EUR/HUF	→	318.00	316.35	314.65	313.00	310.67	310.60	308.80	308.35	306.70	311.90	313.69	311.82	44
	EUR/TRY	→	3.4295	3.4000	3.3760	3.3545	3.3115	3.2410	3.1980	3.1635	3.1380	3.2718	3.2413	3.1582	62
	USD/PLN	↘	4.0481	4.0000	3.9858	3.9270	3.9100	3.8888	3.8750	3.8590	3.8400	4.0309	3.9852	3.8344	29
USD/RUB	→	85.95	82.25	81.02	80.62	78.89	77.22	74.44	72.32	71.70	78.64	74.86	64.44	54	
Other Markets	S&P 500 Futures	↘	1963	1953	1947	1878	1829	1804	1800	1784	1750	1877	1958	2019	32
	DAX Futures	↘	9800	9620	9467	9251	8774	8691	8641	8600	8350	9465	10090	10672	24
	US 10y Futures	↗	134-00	133-15	133-01+	133-00	131-18	130-24	130-07	129-08	127-24	129.76	127.81	126.63	75
	Bund Futures	↗	169.00	168.00	167.00	166.50	165.59	163.72	162.70	161.55	161.13	157.92	159.89	157.33	57
	WTI Oil Futures	↘	34.82	30.61	29.25	27.56	27.50	26.22	26.00	25.55	25.00	30.31	34.71	48.18	37

	Trends	Res 4	Res 3	Res 2	Res 1	Spot	Sup 1	Sup 2	Sup 3	Sup 4	MA20	MA 50	MA 200	RSI 9	
Scandies	EUR/SEK	→	9.6130 11Feb high	9.5835 intraday level	9.5276 intraday level	9.5000 intraday level	9.4666	9.4410 11Feb low	9.3982 15Jan high	9.3872 5Feb low	9.3530 29Jan high	9.3636	9.2983	9.3470	64
	EUR/NOK	↗	10.0000 figure	9.8970 31Dec 08 high	9.8000 figure	9.7480 12Jan high	9.6778	9.6000 figure	9.5420 10Feb low	9.5275 8Feb low	9.5000 figure	9.5552	9.5633	9.1830	61
	USD/SEK	↘	8.5825 3Feb high	8.5033 8Feb high	8.4576 7Jan low	8.4250 intraday level	8.3816	8.3237 29Dec low	8.2871 21Oct low	8.2643 20Oct low	8.2265 19Oct low	8.4948	8.4907	8.4552	36
	USD/NOK	↘	8.7460 2Feb high	8.6530 8Feb high	8.6255 9Feb high	8.6000 figure	8.5671	8.5000 figure	8.4465 4Feb low	8.4310 2Nov low	8.3205 26Oct low	8.6678	8.7316	8.3074	42
	EUR/DKK	→	7.47~ early Apr lows	7.4685 May-15 high	7.4665 24-Dec high	7.4655 20-1-Jan YTD hig	7.4638	7.4610 last week low	7.4570 7-Jan low	7.4568 Dec-15 low	7.4545 Oct-15 low	7.4635	7.4626	7.4615	53
	NOK/SEK	↘	0.9977 7Dec high	0.9930 10Feb high	0.9877 intraday level	0.9816 intraday level	0.9776	0.9734 11Feb low	0.9613 21Jan low	0.9600 figure	0.9517 7Jan low	0.9784	0.9709	1.0179	49
Majors	EUR/USD	↗	1.1495 15Oct high	1.1460 18Sep high	1.1411 13Oct high	1.1387 20Nov high	1.1293	1.1274 11Feb low	1.1246 5Feb high	1.1161 10Feb low	1.1087 8Feb low	1.1019	1.0948	1.1054	73
	USD/JPY	→	115.85 9Feb high	115.54 intraday level	114.21 9Feb low	113.20 intraday level	112.59	111.57 intraday level	110.99 11Feb low	110.65 congestion	110.09 1Oct 14 high	117.26	119.00	121.30	21
	EUR/GBP	↗	.7955 17Dec 14 high	.7927 18Dec 14 high	.7898 11Feb high	.7851 9Feb high	0.7806	.7756 20Jan high, break	.7713 10Feb low	.7666 27Jan high	.7592 4Feb low	0.7667	0.7483	0.7258	69
	GBP/USD	→	1.4786 29Dec low	1.4668 4Feb high	1.4592 5Feb high	1.4578 10Feb high	1.4466	1.4380 9Feb low	1.4352 8Feb low	1.4327 2Feb low	1.4229 1Feb low	1.4369	1.4631	1.5231	52
	USD/CHF	↘	0.9985 5Feb high	0.9884 5Feb low	0.9820 10Feb high	0.9786 14Dec low, break	0.9740	0.9695 9Feb low	0.9661 11Feb low	0.9612 21Oct high	0.9578 19Oct high	1.0009	0.9970	0.9728	25
	EUR/JPY	→	130.06 3Feb low, break	129.10 intraday level	128.28 9Feb low	128.00 figure	127.15	126.55 intraday level	125.78 11Feb low	124.97 Jun 2013 low	124.55 projection	129.19	130.26	134.07	29
	EUR/CHF	→	1.1166 29Jan high	1.1115 4Feb low	1.1096 8Feb high	1.1043 11Feb high	1.1004	1.0940 3Dec high	1.0908 20Jan low	1.0870 13Jan low	1.0827 6Jan low	1.1031	1.0918	1.0752	45
	AUD/USD	↗	.7304 200-day MA	.7243 4Feb high	.7219 5Feb high	.7153 11Feb high	0.7104	.7050 intraday level	.6974 9Feb low	.6957 19Jan high, break	.6919 26Jan low	0.7043	0.7114	0.7301	54
	USD/CAD	↗	1.4101 03Feb high	1.4050 projection	1.4012 intraday high	1.4000 figure	1.3910	1.3800 break level	1.3705 05Feb low	1.3625 early-Dec break	1.3582 100-day MA	1.4075	1.3987	1.3187	44
	NZD/USD	↗	.6883 29Dec high	.6834 16Dec high	.6800 figure	.6752 5Feb high	0.6674	.6665 intraday level	.6586 11Feb low	.6560 21Jan high, break	.6509 3Feb low	0.6551	0.6644	0.6684	59
	EUR/CAD	↗	1.6300 figure	1.6200 figure	1.6105 20-Jan high	1.5975 18-Jan high	1.5713	1.5565 26-Jan high	1.5335 1-Feb high	1.5110 1-Feb low	1.4955 5-Jan low	1.5512	1.5312	1.4570	63
GBP/JPY	→	165.50 intraday level	165.10 11Feb high	164.42 intraday level	163.99 20Jan low	162.88	161.59 intraday level	161.28 intraday level	160.15 intraday level	159.83 11Feb low	168.51	174.17	184.83	25	
EM	USD/CNH	↘	6.5918 29Jan low	6.5867 8Feb high	6.5678 10Feb high	6.5578 5Feb low	6.5429	6.5252 22Dec low	6.5142 16Dec low	6.5000 figure	6.4687 50%of 6.1863-6.1	6.5886	6.5756	6.3830	35
	USD/ZAR	↘	16.970 18-Jan high	16.650 26-Jan high	16.440 3-Feb high	16.270 9-Feb high	15.890	15.500 Consdtn area	15.270 30-Dec low	15.055 28-Dec low	14.790 16-Dec low	16.224	15.818	13.747	42
	USD/BRL	→	4.1220 28Jan high	4.1000 break level	4.0280 break level	4.0000 figure	3.9881	3.9020 100-day MA	3.8000 break level	3.7700 projection	3.7000 Nov lows	4.0046	3.9657	3.6308	53
	USD/MXN	↗	19.930 projection	19.620 projection	19.500 projection	19.445 intraday high	19.137	18.799 21Jan high	18.000 break level	17.770 50-day MA	17.465 break level	18.518	17.830	16.629	74
	EUR/PLN	→	4.5975 Dec 2011 high	4.5235 Jan 2012 high	4.50~ fr mid-Jan highs	4.4720 Tues pm high	4.4130	4.4000 figure	4.3700 2-Feb low	4.3695 2015 high	4.3285 13-Jan low	4.4387	4.3615	4.2357	48
	EUR/CZK	→	27.19~ 1-Oct high	27.140 Oct high	27.105 3-Dec high	27.087 5-Feb high	27.023	26.960 Jan low	26.949 Dec-15/ last year l	26.914 8-Nov-13 low	25.710 7-Nov-13 low	27.017	27.015	27.100	52
	EUR/HUF	→	318.00 Jul high, 11-Dec hi	316.35 20-Jan high	314.65 last week high	313.00 Tue & Thur am high	310.67	310.60 Wed low	308.80 8-Feb YTD low	308.35 Oct-15 low	306.70 start Aug-15 lows	311.90	313.69	311.82	44
	EUR/TRY	→	3.4295 2-Oct high	3.4000 figure	3.3760 14-Oct high	3.3545 20-Jan high	3.3115	3.2410 8-Feb low	3.1980 1-Feb low	3.1635 4-Jan low	3.1380 18-Dec low	3.2718	3.2413	3.1582	62
	USD/PLN	↘	4.0481 03Feb high	4.0000 figure	3.9858 50-day MA	3.9270 100-day MA	3.9100	3.8888 intraday low	3.8750 projection	3.8590 28Dec low	3.8400 break level	4.0309	3.9852	3.8344	29
USD/RUB	→	85.95 21Jan high	82.25 26Jan high	81.02 03Feb high	80.62 intraday high	78.89	77.22 11Feb low	74.44 50-day MA	72.32 05Jan low	71.70 2015 tops	78.64	74.86	64.44	54	
Other Markets	S&P 500 Futures	↘	1963 50-day MA	1953 50%from Nov '15	1947 13Jan high	1878 10Feb high	1829	1804 20Jan low	1800 figure	1784 200-week MA	1750 break level	1877	1958	2019	32
	DAX Futures	↘	9800 break level	9620 04Feb high	9467 05Feb high	9251 break level	8774	8691 11Feb low	8641 mid-Oct '14 low	8600 figure	8350 early-Oct '14 low	9465	10090	10672	24
	US 10y Futures	↗	134-00 projection	133-15 projection	133-01+ intraday high	133-00 figure	131-18	130-24 03Feb high	130-07 02Feb high	129-08 20Jan high	127-24 50-day MA	129.76	127.81	126.63	75
	Bund Futures	↗	169.00 figure	168.00 figure	167.00 figure	166.50 projection	165.59	163.72 8-Feb low	162.70 29-Jan low, gap	161.55 26-Jan low	161.13 25-Jan low	157.92	159.89	157.33	57
	WTI Oil Futures	↘	34.82 28Jan high	30.61 09Feb high	29.25 09Feb high	27.56 20Jan low	27.50	26.22 intraday low	26.00 figure	25.55 projection	25.00 psychological lev	30.31	34.71	48.18	37



Strong uptrend



Weak uptrend or higher in range



Sideways or in range







Weak downtrend or lower in range

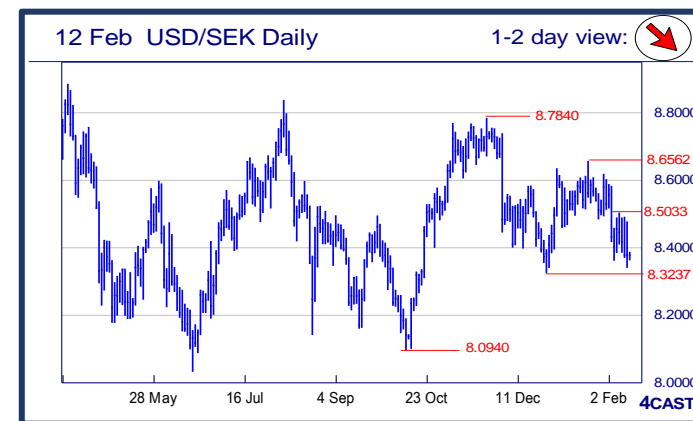
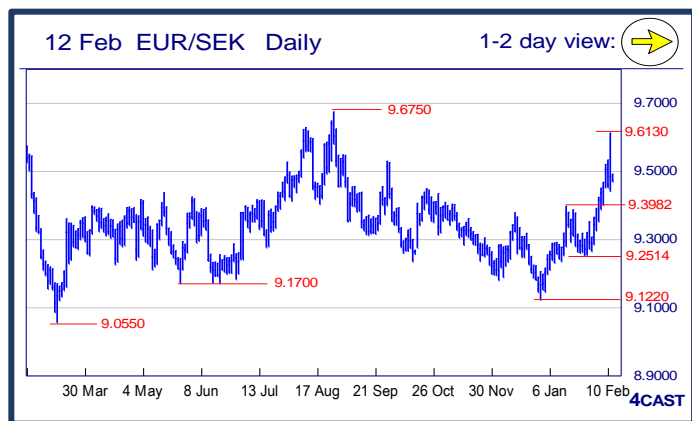







Strong downtrend



NOK, SEK opening updates

	1 day view	Resistance	Support	4cast
EUR/NOK		10.0000 9.8970 9.8000 9.7480	9.6000 9.5420 9.5275 9.5000	Bounce to regain the 9.6000 level has seen rally to tag the 9.7480 high and see scope for clearance to target the 9.8000 level. Support now at 9.6000 level then the higher lows at 9.5420 and 9.5275. [P.L]
EUR/SEK		9.6130 9.5835 9.5276 9.5000	9.4410 9.3982 9.3872 9.3530	Sharp upmove last session to 9.6130 high looks exhaustive with strong sell-off towards closing forming a Shooting-star on the Japanese candlestick and turning trade lower in consolidation. Break of 9.4410 support to trigger stronger pullback. [W.T]
USD/NOK		8.7460 8.6530 8.6255 8.6000	8.5000 8.4465 8.4310 8.3205	Held the 8.5000 level and bounce see scope to retest the 8.6000 level where break will expose the 8.6530 high to retest. Would need lift over the latter to swing focus higher. Lower high sought for retest of 8.5000 then 8.4465 low. [P.L]
USD/SEK		8.5825 8.5033 8.4576 8.4250	8.3237 8.2871 8.2643 8.2265	Decline seen last session took out the 8.3605 support and now opening downside to stronger level at 8.3237 and a sustained move below latter will help bears garner downside momentum. [W.T]



 Strong uptrend
  Weak uptrend or higher in range
  Sideways or in range
  Weak downtrend or lower in range
  Strong downtrend