

Danske Technical Update

Published - 29 April 2016 05:55

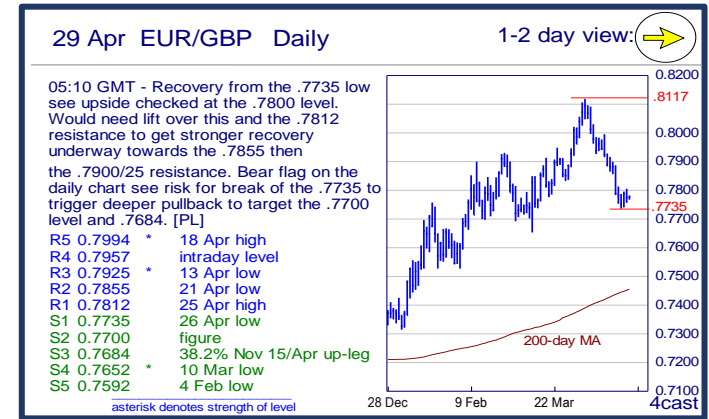
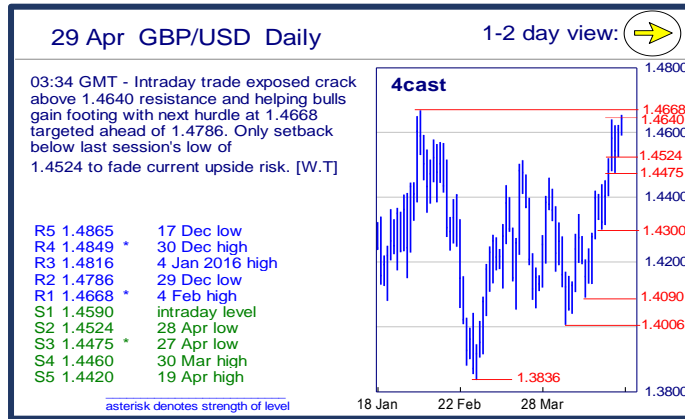
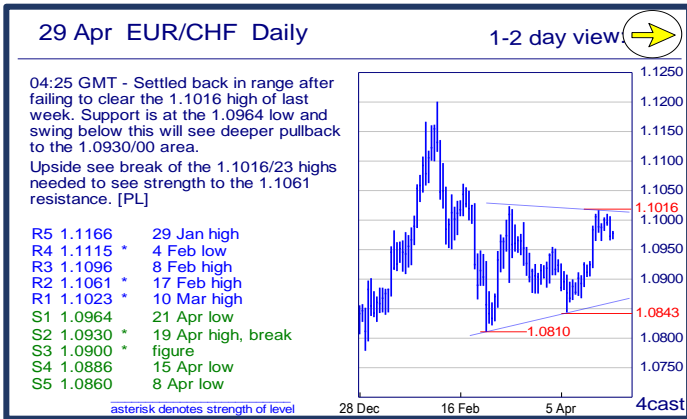
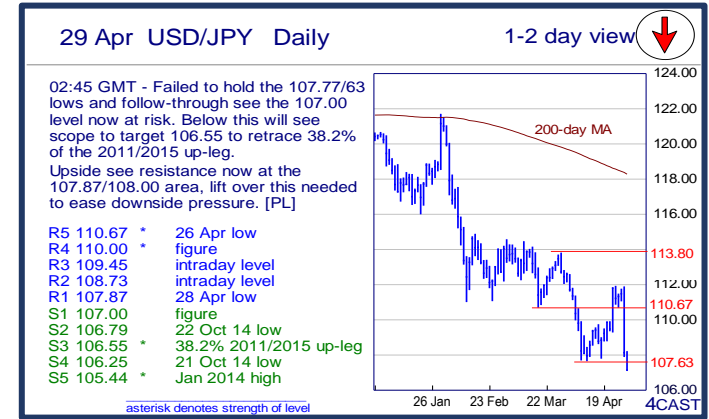
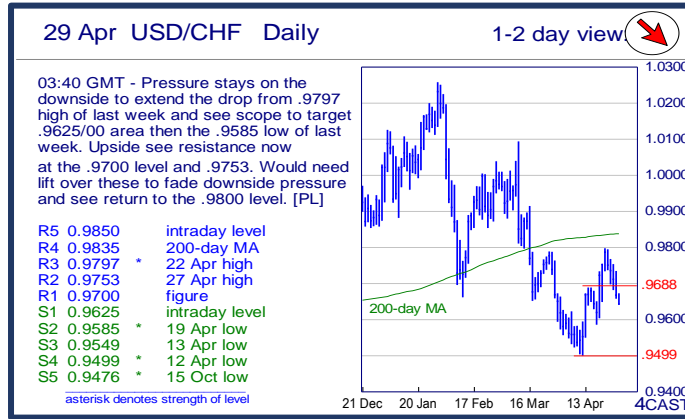
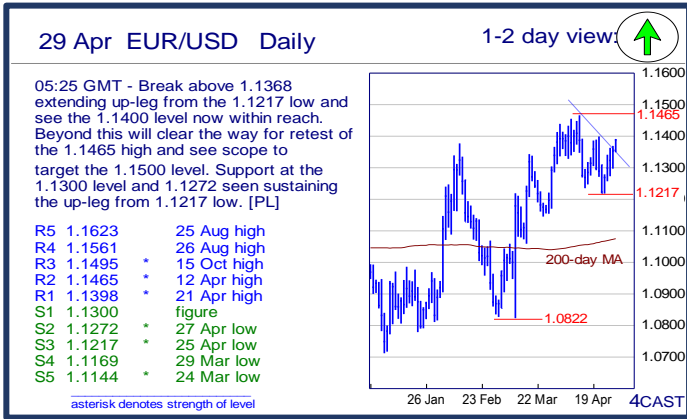
Powered by  4CAST
4castweb.com



	Trends	Res 4	Res 3	Res 2	Res 1	Spot	Sup 1	Sup 2	Sup 3	Sup 4	MA20	MA50	MA200	RSI 9	
Scandies	EUR/SEK	→	9.2640	9.2383	9.2090	9.1965	9.1643	9.1490	9.1183	9.1000	9.0547	9.2044	9.2593	9.3376	36
	EUR/NOK	→	9.3975	9.3705	9.3000	9.2765	9.2452	9.1915	9.1555	9.1390	9.0900	9.3106	9.3920	9.3712	42
	USD/SEK	→	8.1847	8.1688	8.1483	8.1038	8.0447	8.0316	8.0003	7.9714	7.9470	8.1200	8.2659	8.4332	29
	USD/NOK	↘	8.3025	8.2555	8.2325	8.2000	8.1101	8.1040	8.0815	8.0600	8.0390	8.2122	8.3819	8.4621	34
	EUR/DKK	→	7.4635~	7.4570	7.4525~	7.4505	7.4435	7.44~	7.4380	7.4345	7.4290	7.4420	7.4514	7.4592	50
	NOK/SEK	→	1.0118	1.0033	0.9992	0.9970	0.9906	0.9873	0.9855	0.9780	0.9736	0.9873	0.9846	0.9954	54
Majors	EUR/USD	↑	1.1561	1.1495	1.1465	1.1398	1.1388	1.1300	1.1272	1.1217	1.1169	1.1332	1.1203	1.1073	64
	USD/JPY	↓	110.00	109.45	108.73	107.87	107.19	107.00	106.79	106.55	106.25	109.49	111.51	118.24	31
	EUR/GBP	→	.7957	.7925	.7855	.7812	0.7776	.7735	.7700	.7684	.7652	0.7913	0.7863	0.7452	33
	GBP/USD	→	1.4849	1.4816	1.4786	1.4668	1.4644	1.4590	1.4524	1.4475	1.4460	1.4317	1.4244	1.4872	73
	USD/CHF	↘	0.9835	0.9797	0.9753	0.9700	0.9634	0.9625	0.9585	0.9549	0.9499	0.9642	0.9752	0.9833	41
	EUR/JPY	↓	124.44	124.00	123.22	122.52	122.09	121.72	121.45	120.95	120.00	124.09	124.91	130.88	34
	EUR/CHF	→	1.1115	1.1096	1.1061	1.1023	1.0974	1.0964	1.0930	1.0900	1.0886	1.0931	1.0927	1.0887	58
	AUD/USD	↘	.7765	.7730	.7691	.7658	0.7652	.7570	.7549	.7528	.7492	0.7663	0.7534	0.7254	48
	USD/CAD	→	1.3376	1.3118	1.2990	1.2606	1.2519	1.2510	1.2500	1.2423	1.2397	1.2801	1.3092	1.3376	24
	NZD/USD	↗	.7072	.7054	.7025	.6990	0.6975	.6935	.6895	.6835	.6808	0.6886	0.6791	0.6631	59
	EUR/CAD	↘	1.4965	1.4750	1.4680	1.4375	1.4258	1.4160	1.4035	1.3805	1.3510	1.4509	1.4664	1.4807	33
GBP/JPY	↓	160.03	159.03	158.50	158.07	157.0300	156.53	156.20	155.76	155.29	156.7880	158.8350	176.0581	44	
EM	USD/CNH	↘	6.5170	6.4980	6.4910	6.4870	6.4811	6.4750	6.4675	6.4572	6.4443	6.4848	6.4978	6.4631	44
	USD/ZAR	↘	15.620	15.295	15.05~	14.62~	14.2645	14.000	13.885	13.720	13.515	14.5790	15.0575	14.5363	33
	USD/BRL	→	3.6922	3.6180	3.5996	3.5547	3.4833	3.4560	3.4338	3.4000	3.3200	3.5536	3.6670	3.7895	37
	USD/MXN	↗	17.952	17.756	17.639	17.630	17.243	17.209	17.180	17.120	17.092	17.484	17.620	17.223	38
	EUR/PLN	↑	4.5010	4.4720	4.4270	4.4220~	4.4015	4.3700	4.3670	4.3100	4.29~	4.3153	4.3062	4.2834	69
	EUR/CZK	→	27.19~	27.130	27.102	27.050	27.017	26.974~	26.960	26.949	26.914	27.015	27.024	27.036	50
	EUR/HUF	↘	318.00	315.00	312.95	312.80	311.20	309.50~	308.35	307.30	306.72	311.00	310.84	311.86	53
	EUR/TRY	↘	3.2830	3.2705	3.2605	3.2265	3.2006	3.1640	3.1380	3.1175	3.0775	3.2115	3.2122	3.2261	48
	USD/PLN	↗	3.9830	3.9654	3.9296	3.9143	3.8640	3.8453	3.8353	3.8000	3.7648	3.8079	3.8451	3.8708	59
USD/RUB	↘	69.50	69.24	68.80	66.97	64.67	64.15	63.75	62.05	60.70	66.38	69.15	68.75	33	
Other Markets	S&P 500 Futures	↘	2104	2100	2099	2094	2072	2059	1997	1982	1932	1984	1927	2005	79
	DAX Futures	→	11000	10850	10693	10522	10343	10153	9828	9395	9000	10056	9860	10263	63
	US 10y Futures	↗	131-09+	130-28+	130-06+	130-05+	130.02	129-15+	129-00	128-31	128-21	129.84	129.68	127.17	48
	Bund Futures	↘	164.60	164.50	164.17	163.03	162.36	162.15	161.46	161.09	160.81	162.77	162.69	158.02	37
	WTI Oil Futures	→	50.00	48.02	46.90	46.23	46.01	44.49	44.14	42.50	40.12	41.35	38.47	40.28	74

Copyright and other intellectual property rights in the material in this document belong to 4CAST Limited and/or 4CAST Inc (4CAST). The material shall not, under any circumstances, be reproduced or distributed in whole or part without the prior written consent of 4CAST. The material in this document is based upon information which 4CAST considers to be reliable and the analysis and opinion in the material represents the view of 4CAST at the time of transmission (unless stated otherwise). Such analysis and opinion is subject to change without notice. The material is intended for use by parties knowledgeable and experienced in the financial sector and is only one source amongst others to be considered in carrying on their business or activity. ACCORDINGLY 4CAST MAKES NO REPRESENTATION OR WARRANTY EXPRESS OR IMPLIED STATUTORY OR OTHERWISE (INCLUDING BUT NOT LIMITED TO) THE ACCURACY OF THE MATERIAL IN THIS DOCUMENT OR THE FITNESS FOR PURPOSE AND ALL SUCH REPRESENTATIONS AND WARRANTIES ARE HEREBY EXPRESSLY EXCLUDED. 4CAST does not give or purport to give investment advice. Any action taken by users on the basis of material in this document is entirely at their own risk. Independent investment advice should be sought where appropriate. 4CAST website may link to or be linked to other Internet sites. 4CAST does not accept responsibility for the content of such other sites. 4CAST's terms and conditions of business apply to all fee-paying subscribers and trial users.

	Trends	Res 4	Res 3	Res 2	Res 1	Spot	Sup 1	Sup 2	Sup 3	Sup 4	MA20	MA 50	MA 200	RSI 9	
Scandies	EUR/SEK	→	9.2640 12 Apr high	9.2383 6 Apr low	9.2090 30/31Mar lows	9.1965 22 Apr high	9.1643	9.1490 intraday level	9.1183 22 Apr low	9.1000 figure	9.0547 13 Oct 14 low	9.2044	9.2593	9.3376	36
	EUR/NOK	→	9.3975 18 Apr high	9.3705 200-day MA	9.3000 figure	9.2765 March low	9.2452	9.1915 27 Apr low	9.1555 20 Apr low	9.1390 3 Dec low	9.0900 2 Dec low	9.3106	9.3920	9.3712	42
	USD/SEK	→	8.1847 14 Apr high	8.1688 25 Apr high	8.1483 26 Apr high	8.1038 28 Apr high	8.0447	8.0316 12 Apr low	8.0003 14 Jan 15 low	7.9714 13 Jan 15 low	7.9470 8 Jan 15 low	8.1200	8.2659	8.4332	29
	USD/NOK	↘	8.3025 18 Mar low	8.2555 22 Apr high	8.2325 26 Apr high	8.2000 figure	8.1101	8.1040 28 Apr low	8.0815 21 Apr low	8.0600 16 Oct low	8.0390 15 Oct low	8.2122	8.3819	8.4621	34
	EUR/DKK	→	7.4635~ 7-9-Mar highs	7.4570 mid-Mar highs	7.4525~ mid-20 15 lows	7.4505 20-Apr spike high	7.4435	7.44~ Feb-15 lows	7.4380 19-Apr YTD low	7.4345 22-Jan-15 low	7.4290 Jan-15/ last yr low	7.4420	7.4514	7.4592	50
	NOK/SEK	→	1.0118 2 Dec high	1.0033 20 Apr high	0.9992 intraday level	0.9970 27 Apr high	0.9906	0.9873 28 Apr low	0.9855 22 Apr low	0.9780 7/18 Apr lows	0.9736 28 Mar low	0.9873	0.9846	0.9954	54
Majors	EUR/USD	↑	1.1561 26 Aug high	1.1495 15 Oct high	1.1465 12 Apr high	1.1398 21 Apr high	1.1388	1.1300 figure	1.1272 27 Apr low	1.1217 25 Apr low	1.1169 29 Mar low	1.1332	1.1203	1.1073	64
	USD/JPY	↓	110.00 figure	109.45 intraday level	108.73 intraday level	107.87 28 Apr low	107.19	107.00 figure	106.79 22 Oct 14 low	106.55 38.2%2011/2015	106.25 21 Oct 14 low	109.49	111.51	118.24	31
	EUR/GBP	→	.7957 intraday level	.7925 13 Apr low	.7855 21 Apr low	.7812 25 Apr high	0.7776	.7735 26 Apr low	.7700 figure	.7684 38.2%Nov 15/Apr	.7652 10 Mar low	0.7913	0.7863	0.7452	33
	GBP/USD	→	1.4849 30 Dec high	1.4816 4 Jan 2016 high	1.4786 29 Dec low	1.4668 4 Feb high	1.4644	1.4590 intraday level	1.4524 28 Apr low	1.4475 27 Apr low	1.4460 30 Mar high	1.4317	1.4244	1.4872	73
	USD/CHF	↘	0.9835 200-day MA	0.9797 22 Apr high	0.9753 27 Apr high	0.9700 figure	0.9634	0.9625 intraday level	0.9585 19 Apr low	0.9549 13 Apr low	0.9499 12 Apr low	0.9642	0.9752	0.9833	41
	EUR/JPY	↓	124.44 19 Apr high	124.00 figure	123.22 intraday level	122.52 28 Apr low	122.09	121.72 18 Apr low, 50%	121.45 18 Mar 13 low	120.95 intraday level	120.00 figure	124.09	124.91	130.88	34
	EUR/CHF	→	1.1115 4 Feb low	1.1096 8 Feb high	1.1061 17 Feb high	1.1023 10 Mar high	1.0974	1.0964 21 Apr low	1.0930 19 Apr high, break	1.0900 figure	1.0886 15 Apr low	1.0931	1.0927	1.0887	58
	AUD/USD	↘	.7765 26 Apr high	.7730 intraday level	.7691 25 Apr low	.7658 28 Apr high	0.7652	.7570 intraday level	.7549 28 Apr low	.7528 11 Apr low	.7492 7 Apr low	0.7663	0.7534	0.7254	48
	USD/CAD	→	1.3376 200-day MA	1.3118 50-day MA	1.2990 18 Apr high	1.2606 intraday high	1.2519	1.2510 break level	1.2500 figure	1.2423 24 Jun 15 high	1.2397 100-week MA	1.2801	1.3092	1.3376	24
	NZD/USD	↗	.7072 1 Jun low	.7054 19 Apr high	.7025 intraday level	.6990 28 Apr high	0.6975	.6935 intraday level	.6895 intraday level	.6835 22 Apr low	.6808 27 Apr low	0.6886	0.6791	0.6631	59
	EUR/CAD	↘	1.4965 8-Apr high	1.4750 12-Apr high	1.4680 18-Apr high	1.4375 Mar & 13-Apr low	1.4258	1.4160 1-Dec open	1.4035 3-Dec low	1.3805 Jul-15 low	1.3510 29-Jun-15 low	1.4509	1.4664	1.4807	33
GBP/JPY	↓	160.03 intraday level	159.03 intraday level	158.50 intraday level	158.07 intraday level	157.03	156.53 22 Apr low	156.20 20 Apr low	155.76 13 Apr high, break	155.29 19 Apr low	156.79	158.84	176.06	44	
EM	USD/CNH	↘	6.5170 25 Apr high	6.4980 intraday level	6.4910 intraday level	6.4870 intraday level	6.4811	6.4750 Support line fr 18/	6.4675 20 Apr low	6.4572 1 Apr low	6.4443 18 Mar low	6.4848	6.4978	6.4631	44
	USD/ZAR	↘	15.620 28-Mar high	15.295 6-Apr high	15.05~ Feb, early Mar low	14.62~ early Apr lows	14.265	14.000 figure	13.885 20-Nov-15 low	13.720 4-Nov-15 low	13.515 28-Oct-15 low	14.579	15.058	14.536	33
	USD/BRL	→	3.6922 Nov '15 low	3.6180 18 Apr high	3.5996 22 Apr high	3.5547 27 Apr high	3.4833	3.4560 14 Apr low	3.4338 10 Aug '15 low	3.4000 break level	3.3200 Mar '15 high	3.5536	3.6670	3.7895	37
	USD/MXN	↗	17.952 17 Feb low	17.756 18 Apr high	17.639 50-day MA	17.630 25 Apr high	17.243	17.209 200-day MA	17.180 intraday low	17.120 break level	17.092 31 Mar low	17.484	17.620	17.223	38
	EUR/PLN	↑	4.5010 26-Jan high	4.4720 9-Feb high	4.4270 25-Apr high	4.4220~ early Feb high vol	4.4015	4.3700 20 15 high	4.3670 Tues low	4.3100 18-Apr high	4.29~ mid-Apr high vol	4.3153	4.3062	4.2834	69
	EUR/CZK	→	27.19~ 1-Oct high	27.130 11-Feb YTD high	27.102 fr 29-Feb highs	27.050 early Apr highs	27.017	26.974~ Mar lows	26.960 Feb low	26.949 Dec-15/ last year l	26.914 8-Nov-13 low	27.015	27.024	27.036	50
	EUR/HUF	↘	318.00 Jul high, 11-Dec high	315.00 30, 31-Mar highs	312.95 8-Apr high	312.80 26-Apr high	311.20	309.50~ March pivot	308.35 21-Apr low	307.30 4-Mar low	306.72 start Aug-15 lows	311.00	310.84	311.86	53
	EUR/TRY	↘	3.2830 22-Feb high	3.2705 29-Feb high	3.2605 8-Apr high	3.2265 20-Apr high	3.2006	3.1640 3-Mar low	3.1380 18-Dec low	3.1175 10-Mar low	3.0775 2-Dec high	3.2115	3.2122	3.2261	48
	USD/PLN	↗	3.9830 break level	3.9654 10 Mar high	3.9296 25 Apr high	3.9143 100-day MA	3.8640	3.8453 50-day MA	3.8353 14 Apr high	3.8000 break level	3.7648 20 Apr low	3.8079	3.8451	3.8708	59
USD/RUB	↘	69.50 end-Mar, 05 Apr l	69.24 50-day MA	68.80 18 Apr high	66.97 26 Apr high	64.67	64.15 28 Apr low	63.75 Nov '15 rally accel	62.05 Nov '15 low	60.70 Oct '15 low	66.38	69.15	68.75	33	
Other Markets	S&P 500 Futures	↘	2104 21 Apr high	2100 figure	2099 break level	2094 27 Apr high	2072	2059 18 Apr low	1997 200-day MA	1982 100-day MA	1932 01 Feb high	1984	1927	2005	79
	DAX Futures	→	11000 figure	10850 break level	10693 gap break	10522 21 Apr high	10343	10153 23 Mar high	9828 gap break	9395 10 Mar low	9000 gap break	10056	9860	10263	63
	US 10y Futures	↗	131-09+ 07 Apr high	130-28+ 18 Apr high	130-06+ break level	130-05+ intraday high	130.02	129-15+ 26 Apr high	129-00 figure	128-31 28 Mar low	128-21 100-day MA	129.84	129.68	127.17	48
	Bund Futures	↘	164.60 11-Apr high	164.50 trend top, MM	164.17 18-Apr high	163.03 3+Mar low	162.36	162.15 27-Apr high, gap	161.46 26-Apr low	161.09 16-Mar low	160.81 10-Mar low	162.77	162.69	158.02	37
	WTI Oil Futures	→	50.00 figure	48.02 25 Nov high	46.90 50-week MA	46.23 projection	46.01	44.49 21 Apr high	44.14 200-day MA	42.50 26 Apr low	40.12 50-day MA	41.35	38.47	40.28	74



Strong uptrend



Weak uptrend or higher in range



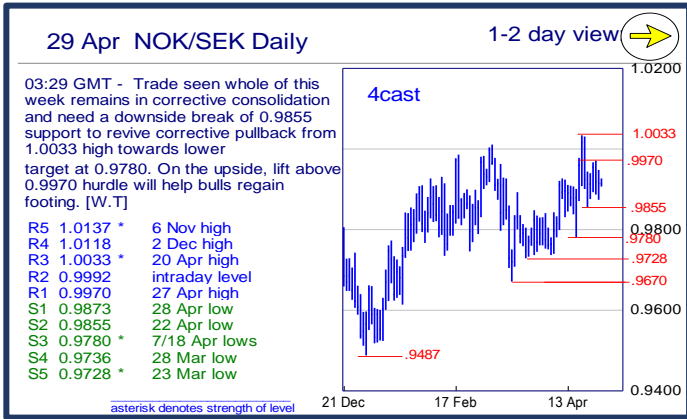
Sideways or in range



Weak downtrend or lower in range

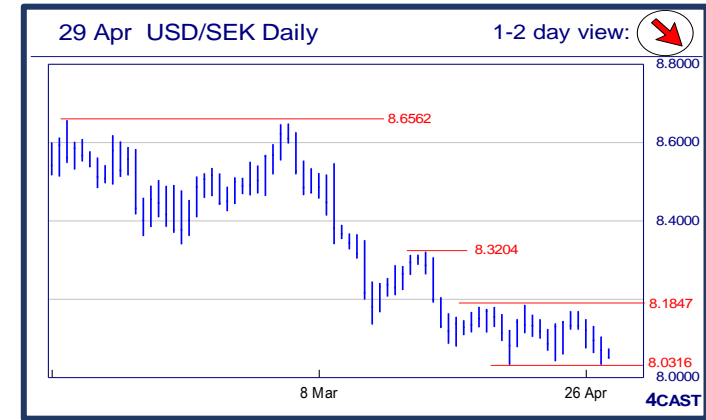
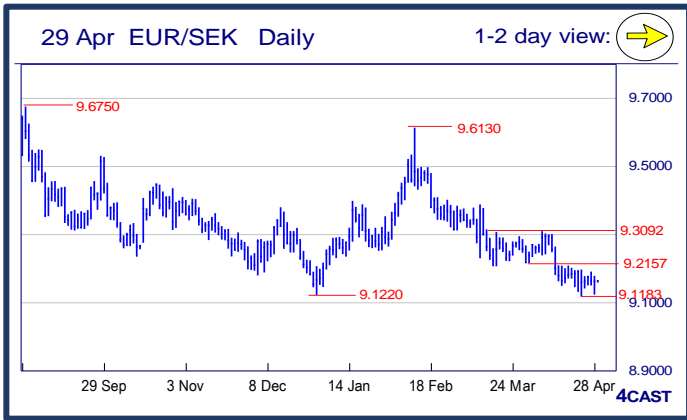


Strong downtrend



NOK, SEK opening updates

	1 day view	Resistance	Support	4cast
EUR/NOK		9.3975	9.1915	Bounce from the 9.1915 low keep ranging action in play from the 9.2785 high with the flag pattern suggesting scope for break higher to extend recovery from 9.1555 low. Break of the 9.1915 support will return focus to the 9.1555 low. [P.L.]
		9.3705	9.1555	
		9.3000	9.1390	
		9.2765	9.0900	
EUR/SEK		9.2640	9.1490	Attempt by bears to break 9.1183 strong support last session faltered towards closing with the long lower shadow turning trade back into consolidation and best to trade the wider and stronger 9.1183-9.2090 band. [W.T]
		9.2383	9.1183	
		9.2090	9.1000	
		9.1965	9.0547	
USD/NOK		8.3025	8.1040	Stays within the 2-mth down channel from the late-Feb high to reach 8.1040 low and see scope for retest of the 8.0815 low of last week. Below this will see resumption of the decline from the Jan high and target 8.0600 and 8.0390. [P.L.]
		8.2555	8.0815	
		8.2325	8.0600	
		8.2000	8.0390	
USD/SEK		8.1847	8.0316	Lower highs set whole of this week slowly pressing prices towards the strong support at 8.0316 and bears seek a sustained move below latter to revive the bigger downmove from the 8.6476 high. [W.T]
		8.1688	8.0003	
		8.1483	7.9714	
		8.1038	7.9470	



Strong uptrend
 Weak uptrend or higher in range
 Sideways or in range
 Weak downtrend or lower in range
 Strong downtrend

Copyright and other intellectual property rights in the material in this document belong to 4CAST Limited and/or 4CAST Inc (4CAST). The material shall not, under any circumstances, be reproduced or distributed in whole or part without the prior written consent of 4CAST. The material in this document is based upon information which 4CAST considers to be reliable and the analysis and opinion in the material represents the view of 4CAST at the time of transmission (unless stated otherwise). Such analysis and opinion is subject to change without notice. The material is intended for use by parties knowledgeable and experienced in the financial sector and is only one source amongst others to be considered in carrying on their business or activity. ACCORDINGLY 4CAST MAKES NO REPRESENTATION OR WARRANTY EXPRESS OR IMPLIED STATUTORY OR OTHERWISE (INCLUDING BUT NOT LIMITED TO) THE ACCURACY OF THE MATERIAL IN THIS DOCUMENT OR THE FITNESS FOR PURPOSE AND ALL SUCH REPRESENTATIONS AND WARRANTIES ARE HEREBY EXPRESSLY EXCLUDED. 4CAST does not give or purport to give investment advice. Any action taken by users on the basis of material in this document is entirely at their own risk. Independent investment advice should be sought where appropriate. 4CAST website may link to or be linked to other Internet sites. 4CAST does not accept responsibility for the content of such other sites. 4CAST's terms and conditions of business apply to all fee-paying subscribers and trial users.