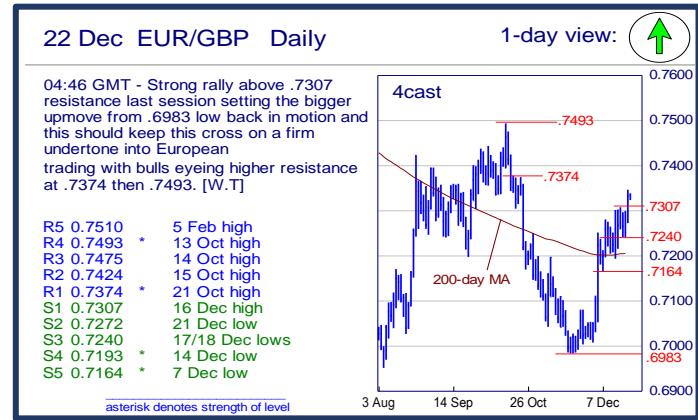
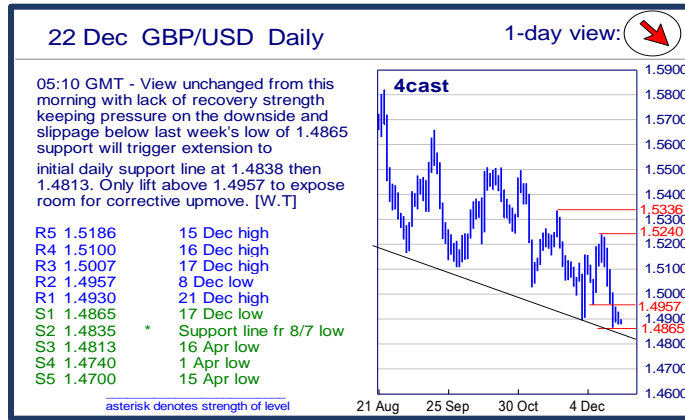
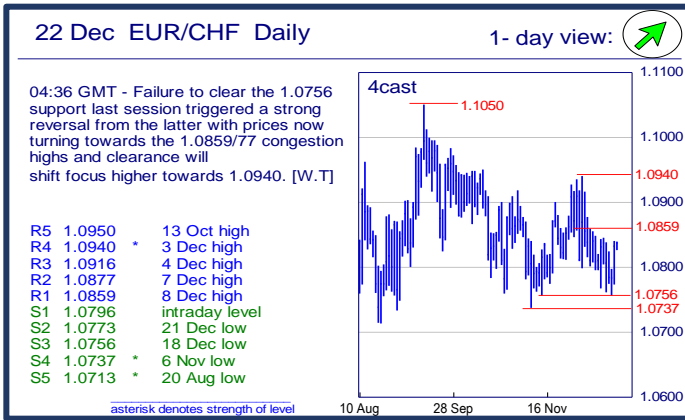
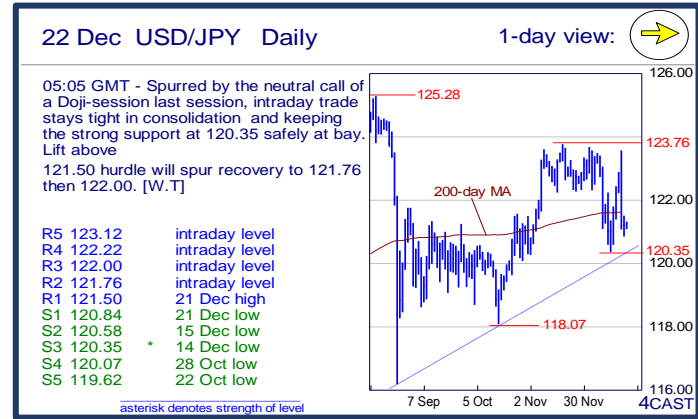
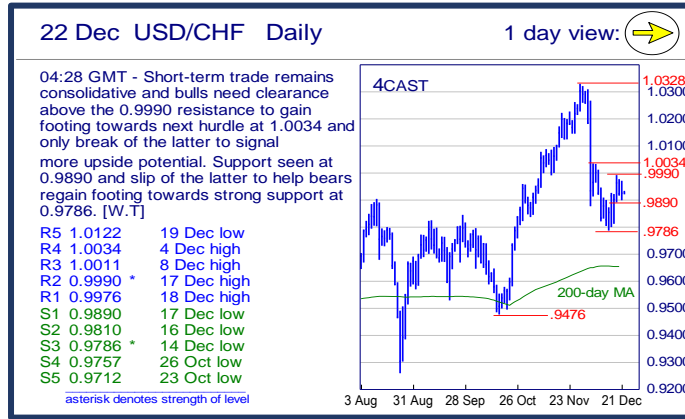
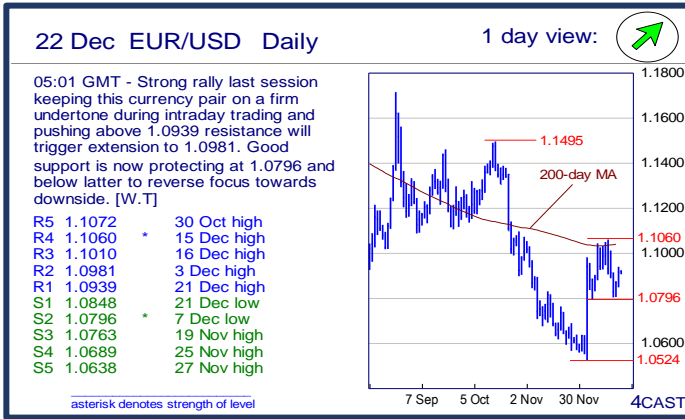


	Trends	Res 4	Res 3	Res 2	Res 1	Spot	Sup 1	Sup 2	Sup 3	Sup 4	MA20	MA50	MA200	RSI 9	
Scandies	EUR/SEK	→	9.3794	9.3590	9.3357	9.3188	9.2758	9.2415	9.2208	9.1880	9.1794	9.2720	9.3201	9.3529	47
	EUR/NOK	↗	9.7455	9.7000	9.6280	9.6080	9.5693	9.4990	9.4602	9.4137	9.3773	9.3950	9.3249	8.9870	65
	USD/SEK	→	8.6694	8.6445	8.6045	8.5830	8.4979	8.4724	8.4430	8.3967	8.3287	8.5655	8.5566	8.4707	43
	USD/NOK	→	8.8780	8.8595	8.8335	8.8132	8.7654	8.7208	8.6710	8.6100	8.5800	8.6761	8.5586	8.1384	60
	EUR/DKK	→	7.47~	7.4685	7.4660	7.4645	7.4612	7.4580	7.4565	7.4545	7.4518	7.4612	7.4607	7.4619	49
	NOK/SEK	↘	0.9934	0.9878	0.9856	0.9815	0.9686	0.9624	0.9600	0.9580	0.9555	0.9860	0.9984	1.0408	37
Majors	EUR/USD	↗	1.1060	1.1010	1.0981	1.0939	1.0914	1.0848	1.0796	1.0763	1.0689	1.0824	1.0894	1.1041	55
	USD/JPY	→	122.22	122.00	121.76	121.50	121.24	120.84	120.58	120.35	120.07	122.21	121.81	121.59	41
	EUR/GBP	↑	.7493	.7475	.7424	.7374	0.7331	.7307	.7272	.7240	.7193	0.7191	0.7167	0.7204	77
	GBP/USD	↘	1.5100	1.5007	1.4957	1.4930	1.4883	1.4865	1.4835	1.4813	1.4740	1.5047	1.5193	1.5321	33
	USD/CHF	→	1.0034	1.0011	0.9990	0.9976	0.9924	0.9890	0.9810	0.9786	0.9757	1.0010	0.9947	0.9648	45
	EUR/JPY	→	134.22	133.78	133.30	132.44	132.34	131.70	131.55	131.04	129.92	132.27	132.69	134.24	48
	EUR/CHF	↗	1.0940	1.0916	1.0877	1.0859	1.0835	1.0796	1.0773	1.0756	1.0737	1.0834	1.0834	1.0651	53
	AUD/USD	↗	.7346	.7335	.7283	.7249	0.7218	.7155	.7112	.7097	.7069	0.7236	0.7194	0.7430	51
	USD/CAD	↗	1.4003	1.4000	1.3993	1.3990	1.3936	1.3848	1.3780	1.3639	1.3455	1.3588	1.3342	1.2864	85
	NZD/USD	↗	0.6924	.6897	.6871	.6834	0.6806	0.6760	.6720	.6682	.6668	0.6687	0.6661	0.6864	64
	EUR/CAD	↗	1.5585	1.5550	1.5430	1.5290	1.5210	1.5104	1.5024	1.4940	1.4895	1.4710	1.4533	1.4200	76
GBP/JPY	↘	183.38	182.13	181.67	181.23	180.4300	179.96	179.67	179.30	178.75	183.9090	185.0856	186.3101	21	
EM	USD/CNH	→	6.6025	6.5946	6.5742	6.5580	6.5421	6.5230	6.5142	6.5000	6.4857	6.4894	6.4251	6.3095	64
	USD/ZAR	→	16.100	16.025	15.48~	15.270	15.0818	14.7885	14.600	14.495	14.240	14.7793	14.2086	12.9766	57
	USD/BRL	↗	4.2480	4.1530	4.0450	4.0400	4.0131	3.9660	3.9170	3.8740	3.8260	3.8451	3.8300	3.4577	77
	USD/MXN	↘	17.735	17.500	17.465	17.190	17.120	16.918	16.800	16.702	16.319	16.903	16.716	16.088	59
	EUR/PLN	↘	4.3700	4.34~	4.3030	4.2790	4.2483	4.2350	4.23~	4.2070	4.2045	4.3016	4.2707	4.1726	30
	EUR/CZK	→	27.290	27.13~	27.120	27.055	27.004	26.97~	26.960	26.914	25.710	27.016	27.036	27.175	46
	EUR/HUF	↘	320.25	318.00	317.00	315.00~	313.06	312.80	311.00	309.35	308.62	313.70	312.27	309.38	43
	EUR/TRY	→	3.3465	3.3105	3.2250	3.2060	3.1767	3.1175	3.0775	3.0320	3.0075	3.1600	3.1567	3.0869	51
	USD/PLN	↘	4.0581	4.02~	3.9950~	3.9180	3.8913	3.8815	3.86~	3.8395	3.8381	3.9749	3.9223	3.7813	32
USD/RUB	↑	75.00	73.00	72.58	72.31	71.31	69.70~	68.19	68.14	67.05~	68.79	65.85	60.18	72	
Other Markets	S&P 500 Futures	→	2102	2097	2073	2030	2019	1983	1975	1950	1900	2048	2050	2043	45
	DAX Futures	→	11433	11324	10995	10900	10540	10421	10119	10000	9885	10810	10734	11044	44
	US 10y Futures	→	128-00	127-10	126-26	126-21+	126.55	125-21	125-12+	125-11	125-09	126.38	126.79	126.43	53
	Bund Futures	↗	161.00	160.66	159.36	159.28	159.01	158.57	158.50	158.32	156.78	157.92	157.29	156.56	60
	WTI Oil Futures	↘	41.84	40.69	40.00	39.13	36.10	35.41	35.15	35.00	33.55	39.65	43.59	52.23	26

	Trends	Res 4	Res 3	Res 2	Res 1	Spot	Sup 1	Sup 2	Sup 3	Sup 4	MA20	MA 50	MA 200	RSI 9	
Scandies	EUR/SEK	→	9.3794 9 Nov high	9.3590 T-line fr 26/8 hi	9.3357 16 Dec high	9.3188 21 Dec high	9.2758	9.2415 10 Dec low	9.2208 8 Dec low	9.1880 7 Dec low	9.1794 3 Dec low	9.2720	9.3201	9.3529	47
	EUR/NOK	↗	9.7455 2 Jan 09 high	9.7000 figure	9.6280 Sep YTD high	9.6080 8 Dec high	9.5693	9.4990 21 Dec low	9.4602 18 Dec low	9.4137 17 Dec low	9.3773 8 Dec low	9.3950	9.3249	8.9870	65
	USD/SEK	→	8.6694 25 Nov low	8.6445 19 Nov low	8.6045 12 Nov low	8.5830 18 Dec high	8.4979	8.4724 200-day MA	8.4430 16 Dec low	8.3967 15 Dec low	8.3287 19 Oct high	8.5655	8.5566	8.4707	43
	USD/NOK	→	8.8780 12 Mar 02 high	8.8595 29 Mar 02 high	8.8335 17 Dec high	8.8132 21 Dec high	8.7654	8.7208 18 Dec low	8.6710 17 Dec low	8.6100 10 Dec low	8.5800 19 Nov low	8.6761	8.5586	8.1384	60
	EUR/DKK	→	7.47~ early Apr lows	7.4685 May high	7.4660 Aug high	7.4645 fr 15-Dec highs	7.4612	7.4580 18-Dec low	7.4565 Nov low	7.4545 Oct low	7.4518 Jul low	7.4612	7.4607	7.4619	49
	NOK/SEK	↘	0.9934 12 Nov low	0.9878 8 Dec high	0.9856 17 Dec high	0.9815 18 Dec high	0.9686	0.9624 8 Dec low	0.9600 figure	0.9580 projection	0.9555 Lower supt line fr	0.9860	0.9984	1.0408	37
Majors	EUR/USD	↗	1.1060 15 Dec high	1.1010 16 Dec high	1.0981 3 Dec high	1.0939 21 Dec high	1.0914	1.0848 21 Dec low	1.0796 7 Dec low	1.0763 19 Nov high	1.0689 25 Nov high	1.0824	1.0894	1.1041	55
	USD/JPY	→	122.22 intraday level	122.00 intraday level	121.76 intraday level	121.50 21 Dec high	121.24	120.84 21 Dec low	120.58 15 Dec low	120.35 14 Dec low	120.07 28 Oct low	122.21	121.81	121.59	41
	EUR/GBP	↗	.7493 13 Oct high	.7475 14 Oct high	.7424 15 Oct high	.7374 21 Oct high	0.7331	.7307 16 Dec high	.7272 21 Dec low	.7240 17/18 Dec lows	.7193 14 Dec low	0.7191	0.7167	0.7204	77
	GBP/USD	↘	1.5100 16 Dec high	1.5007 17 Dec high	1.4957 8 Dec low	1.4930 21 Dec high	1.4883	1.4865 17 Dec low	1.4835 Support line fr 8/	1.4813 16 Apr low	1.4740 1 Apr low	1.5047	1.5193	1.5321	33
	USD/CHF	→	1.0034 4 Dec high	1.0011 8 Dec high	0.9990 17 Dec high	0.9976 18 Dec high	0.9924	0.9890 17 Dec low	0.9810 16 Dec low	0.9786 14 Dec low	0.9757 26 Oct low	1.0010	0.9947	0.9648	45
	EUR/JPY	→	134.22 9 Dec high	133.78 11/16/18 Dec highs	133.30 7 Dec low	132.44 14 Dec low	132.34	131.70 intraday level	131.55 21 Dec low	131.04 18 Dec low	129.92 3 Dec low	132.27	132.69	134.24	48
	EUR/CHF	↗	1.0940 3 Dec high	1.0916 4 Dec high	1.0877 7 Dec high	1.0859 8 Dec high	1.0835	1.0796 intraday level	1.0773 21 Dec low	1.0756 18 Dec low	1.0737 6 Nov low	1.0834	1.0834	1.0651	53
	AUD/USD	↗	.7346 7 Dec high	.7335 10 Dec high	.7283 11/15 Dec highs	.7249 17 Dec high	0.7218	.7155 21 Dec low	.7112 18 Dec low	.7097 17 Dec low	.7069 18 Nov low	0.7236	0.7194	0.7430	51
	USD/CAD	↗	1.4003 May '04 high	1.4000 figure	1.3993 21 Dec high	1.3990 projection	1.3936	1.3848 16 Dec high	1.3780 14 Dec high	1.3639 10 Dec high	1.3455 29 Sep high	1.3588	1.3342	1.2864	85
	NZD/USD	↗	0.6924 25 Jun high	.6897 15 Oct high	.6871 200-day MA line	.6834 16 Dec high	0.6806	0.6760 intraday level	.6720 21 Dec low	.6682 18 Dec low	.6668 Trendline fr 18/11	0.6687	0.6661	0.6864	64
	EUR/CAD	↗	1.5585 2014 high	1.5550 24-Aug YTD high	1.5430 25-6-Aug highs	1.5290 May 14 high	1.5210	1.5104 21 Dec low	1.5024 18 Dec low	1.4940 15-Dec low	1.4895 11-Dec high	1.4710	1.4533	1.4200	76
	GBP/JPY	↘	183.38 10 Dec low	182.13 14 Dec low	181.67 intraday level	181.23 21 Dec high	180.43	179.96 21 Dec low	179.67 24 Apr low	179.30 8 Apr high	178.75 17 Apr high	183.91	185.09	186.31	21
EM	USD/CNH	→	6.6025 6 Jan 2011 high	6.5946 12 Aug high	6.5742 18 Dec high	6.5580 21 Dec high	6.5421	6.5230 17 Dec low	6.5142 16 Dec low	6.5000 figure	6.4857 9 Dec low	6.4894	6.4251	6.3095	64
	USD/ZAR	→	16.100 figure	16.025 11-Dec YTD high	15.48~ 10 & 14-Dec highs	15.270 17-Dec high	15.082	14.7885 16-Dec low	14.600 spike accel	14.495 1-Dec high	14.240 3-Dec low	14.779	14.209	12.977	57
	USD/BRL	↗	4.2480 24 Sep high	4.1530 29 Sep high	4.0450 02 Oct high	4.0400 intraday high	4.0131	3.9660 21 Oct high	3.9170 break level	3.8740 18 Dec low	3.8260 50-day MA	3.8451	3.8300	3.4577	77
	USD/MXN	↘	17.735 projection	17.500 projection	17.465 14 Dec high	17.190 16 Dec high	17.120	16.918 09 Nov high	16.800 break level	16.702 50-day MA	16.319 15 Oct low	16.903	16.716	16.088	59
	EUR/PLN	↘	4.3700 14, 15-Dec highs	4.34~ 15-Dec sell accel	4.3030 18-Dec high	4.2790 Mon am high	4.2483	4.2350 20-Nov low	4.23~ uptrend from Aug	4.2070 9-Oct low	4.2045 11-Nov low	4.3016	4.2707	4.1726	30
	EUR/CZK	→	27.290 25-Sep high	27.13~ downtrend fr April	27.120 Nov high	27.055 last week high	27.004	26.97~ fr Sep lows	26.960 11-Dec YTD low	26.914 8-Nov-13 low	25.710 7-Nov-13 low	27.016	27.036	27.175	46
	EUR/HUF	↘	320.25 Jan highs blw spik	318.00 Jul high, 11-Dec hi	317.00 18-Dec high	315.00~ mid-Dec lows	313.06	312.80 18-Dec low	311.00 7-Dec low	309.35 3-Dec low	308.62 20-Nov ow	313.70	312.27	309.38	43
	EUR/TRY	→	3.3465 15-Oct high	3.3105 21-Oct high	3.2250 15-Dec low	3.2060 17-Dec high	3.1767	3.1175 27-Nov high	3.0775 2-Dec high	3.0320 23-Nov high	3.0075 23-Nov low	3.1600	3.1567	3.0869	51
	USD/PLN	↘	4.0581 03 Dec high	4.02~ start Dec lows	3.9950~ 7-9-Dec highs	3.9180 50-day MA	3.8913	3.8815 21 Dec low	3.86~ Jul, Aug highs	3.8395 02 Nov low	3.8381 100-day MA	3.9749	3.9223	3.7813	32
USD/RUB	↗	75.00 break level	73.00 figure	72.58 17-Dec-14 high	72.31 18-Dec high	71.31	69.70~ earlier Dec highs	68.19 10-Dec low	68.14 last week low	67.05~ earlier Nov highs	68.79	65.85	60.18	72	
Other Markets	S&P 500 Futures	→	2102 03 Nov high	2097 02 Dec high	2073 17 Dec high	2030 18 Dec high	2019	1983 14 Dec low	1975 14 Oct low	1950 break level	1900 figure	2048	2050	2043	45
	DAX Futures	→	11433 30 Nov high	11324 3-Dec high	10995 7-Dec high	10900 08 Dec high	10540	10421 16 Dec low	10119 14 Dec low	10000 figure	9885 14 Oct low	10810	10734	11044	44
	US 10y Futures	→	128-00 figure	127-10 11 Dec high	126-26 50-day MA	126-21+ intraday high	126.55	125-21 17 Dec low	125-12+ 16 Dec low	125-11 break level	125-09 04 Dec low	126.38	126.79	126.43	53
	Bund Futures	↗	161.00 figure	160.66 27-Nov high	159.36 11-Dec high	159.28 Mon pm high	159.01	158.57 Mon am low	158.50 Fri low	158.32 17-Dec high volm	156.78 16-Dec low	157.92	157.29	156.56	60
	WTI Oil Futures	↘	41.84 23 Nov low	40.69 24 Aug low	40.00 24 Aug low	39.13 15 Dec high	36.10	35.41 intraday low	35.15 projection	35.00 figure	33.55 Feb '09 contin lo	39.65	43.59	52.23	26



Strong uptrend



Weak uptrend or higher in range



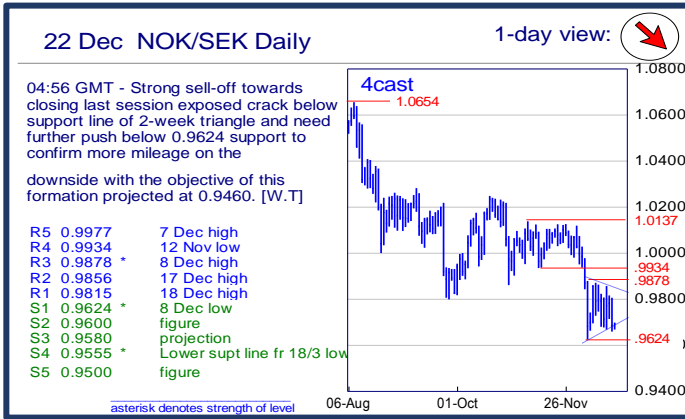
Sideways or in range



Weak downtrend or lower in range

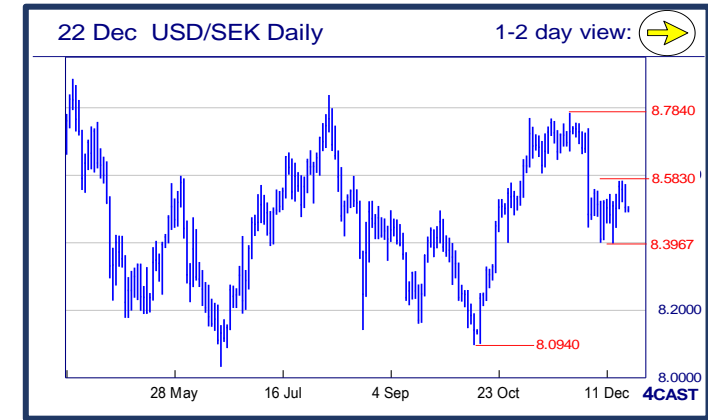
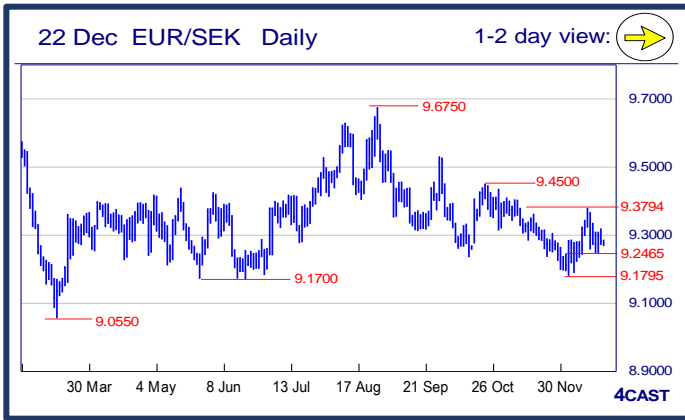


Strong downtrend



### NOK, SEK opening updates

	1 day view	Resistance	Support	4cast
EUR/NOK		9.7455	9.4990	Strong rally last session is helping bulls regain footing towards the consolidative high at 9.6080 and need a sustained lift above latter to set bulls back in control and revive broader upmove from 9.0898 low. [W.T]
		9.7000	9.4602	
		9.6280	9.4137	
		9.6080	9.3773	
EUR/SEK		9.3794	9.2415	Failed to sustain the move above 9.3095 resistance last session and setback towards closing is putting trade back in consolidation with support seen at 9.2415 and only slip of the latter to expose stronger decline. [W.T]
		9.3590	9.2208	
		9.3357	9.1880	
USD/NOK		8.8780	8.7208	Stuck in short-term consolidation and bulls seeks clearance of 8.8335 resistance to regain control. On the downside, support seen at 8.7208 and break to expose setback towards 8.6710 then 8.6100. [W.T]
		8.8595	8.6710	
		8.8335	8.6100	
USD/SEK		8.6694	8.4724	Strong sell-off towards closing last session is exposing a corrective high at 8.5830 with trade now entering consolidation with slight bias downside and strong support is protecting downside at 8.3967. [W.T]
		8.6445	8.4430	
		8.6045	8.3967	
		8.5830	8.3287	



Strong uptrend   
 Weak uptrend or higher in range   
 Sideways or in range   
 Weak downtrend or lower in range   
 Strong downtrend

Copyright and other intellectual property rights in the material in this document belong to 4CAST Limited and/or 4CAST Inc (4CAST). The material shall not, under any circumstances, be reproduced or distributed in whole or part without the prior written consent of 4CAST. The material in this document is based upon information which 4CAST considers to be reliable and the analysis and opinion in the material represents the view of 4CAST at the time of transmission (unless stated otherwise). Such analysis and opinion is intended for use by parties knowledgeable and experienced in the financial sector and is only one source amongst others to be considered in carrying on their business or activity. ACCORDINGLY 4CAST MAKES NO REPRESENTATION OR WARRANTY EXPRESS OR IMPLIED STATUTORY OR OTHERWISE (INCLUDING BUT NOT LIMITED TO) THE ACCURACY OF THE MATERIAL IN THIS DOCUMENT OR THE FITNESS FOR PURPOSE AND ALL SUCH REPRESENTATIONS AND WARRANTIES ARE HEREBY EXPRESSLY EXCLUDED. 4CAST does not give or purport to give investment advice. Any action taken by users on the basis of material in this document is entirely at their own risk. Independent investment advice should be sought where appropriate. 4CAST website may link to or be linked to other Internet sites. 4CAST does not accept responsibility for the content of such other sites. 4CAST's terms and conditions of business apply to all fee-paying subscribers and trial users.