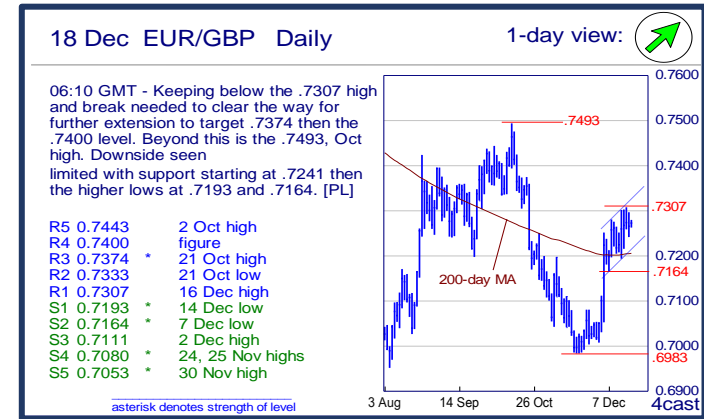
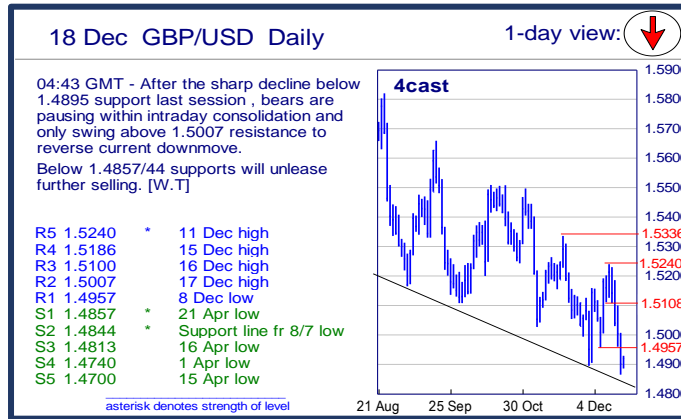
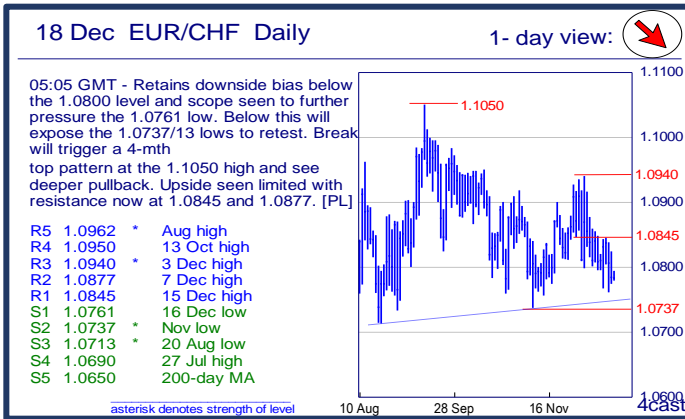
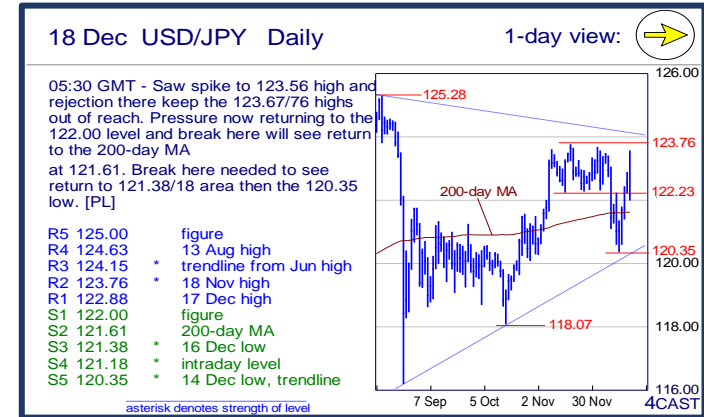
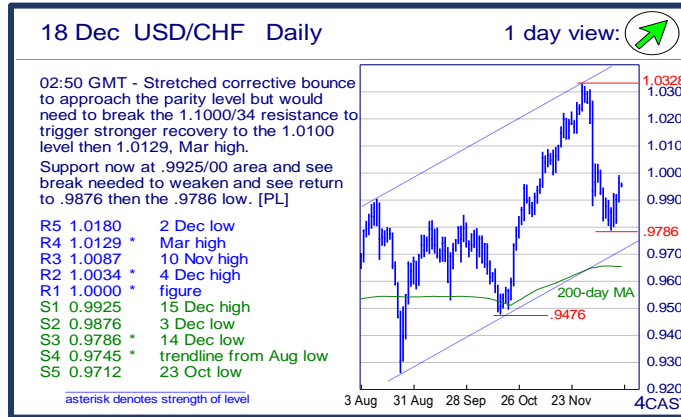
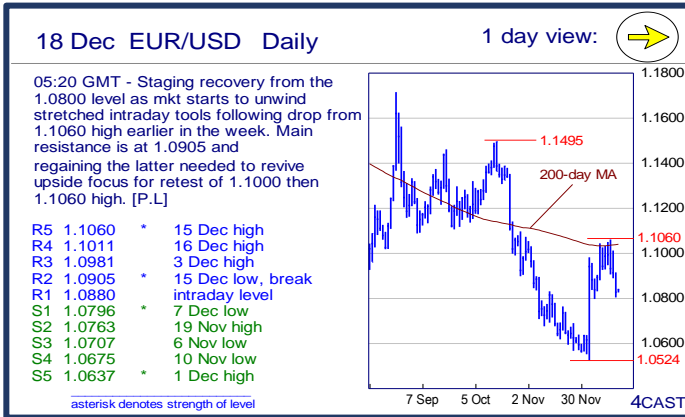


	Trends	Res 4	Res 3	Res 2	Res 1	Spot	Sup 1	Sup 2	Sup 3	Sup 4	MA20	MA50	MA200	RSI 9	
Scandies	EUR/SEK	↘	9.3794	9.3505	9.3357	9.3095	9.2665	9.2415	9.2208	9.1880	9.1794	9.2690	9.3195	9.3518	45
	EUR/NOK	→	9.7455	9.6280	9.6080	9.5500	9.5075	9.4135	9.4000	9.3280	9.2370	9.3579	9.3115	8.9790	61
	USD/SEK	→	8.7383	8.6694	8.6445	8.6045	8.5444	8.4984	8.4749	8.4430	8.3967	8.5859	8.5430	8.4724	49
	USD/NOK	↗	8.9000	8.8780	8.8595	8.8335	8.7643	8.6720	8.6100	8.5800	8.5500	8.6649	8.5331	8.1337	62
	EUR/DKK	→	7.47~	7.4685	7.4660	7.4645	7.4619	7.4599	7.4585	7.4565	7.4545	7.4611	7.4607	7.4619	55
	NOK/SEK	→	0.9977	0.9934	0.9878	0.9856	0.9740	0.9662	0.9624	0.9600	0.9580	0.9896	0.9998	1.0416	39
Majors	EUR/USD	→	1.1011	1.0981	1.0905	1.0880	1.0845	1.0796	1.0763	1.0707	1.0675	1.0795	1.0912	1.1038	49
	USD/JPY	↗	124.63	124.15	123.76	122.88	122.10	122.00	121.61	121.38	121.18	122.40	121.78	121.60	49
	EUR/GBP	↗	.7400	.7374	.7333	.7307	0.7267	.7193	.7164	.7111	.7080	0.7161	0.7171	0.7202	69
	GBP/USD	↘	1.5186	1.5100	1.5007	1.4957	1.4919	1.4857	1.4844	1.4813	1.4740	1.5070	1.5210	1.5320	36
	USD/CHF	↗	1.0129	1.0087	1.0034	1.0000	0.9948	0.9925	0.9876	0.9786	0.9745	1.0036	0.9934	0.9650	47
	EUR/JPY	→	134.60	134.22	133.78	133.30	132.45	132.23	131.51	131.00	130.30	132.13	132.86	134.20	47
	EUR/CHF	↘	1.0950	1.0940	1.0877	1.0845	1.0786	1.0761	1.0737	1.0713	1.0690	1.0834	1.0837	1.0649	40
	AUD/USD	↘	.7335	.7283	.7215	.7160	0.7134	.7085	.7069	.7017	.6980	0.7237	0.7198	0.7434	40
	USD/CAD	↗	1.3990	1.3965	1.3950	1.3943	1.3932	1.3780	1.3639	1.3455	1.3400	1.3526	1.3305	1.2852	89
	NZD/USD	↘	.6866	.6834	.6800	.6770	0.6699	.6660	.6600	.6582	.6540	0.6661	0.6656	0.6869	52
	EUR/CAD	↗	1.5550	1.5430	1.5290	1.5200	1.5106	1.4895	1.4800	1.4680	1.4500	1.4604	1.4514	1.4183	74
GBP/JPY	↘	185.06	184.59	184.23	183.94	182.1700	181.84	180.67	180.24	179.67	184.4605	185.2306	186.3068	27	
EM	USD/CNH	↗	6.6350	6.6175	6.6025	6.5946	6.5598	6.5538	6.5430	6.5230	6.5142	6.4780	6.4166	6.3067	71
	USD/ZAR	↘	16.200	16.100	16.025	15.355	15.2088	14.800	14.600	14.495	14.240	14.6827	14.1446	12.9501	61
	USD/BRL	→	4.0000	3.9800	3.9660	3.9650	3.8755	3.8600	3.8200	3.7740	3.6920	3.8101	3.8205	3.4495	61
	USD/MXN	↘	17.735	17.500	17.465	17.190	17.040	16.918	16.800	16.675	16.319	16.838	16.691	16.070	56
	EUR/PLN	↘	4.3740	4.3700	4.3350	4.3065	4.3009	4.2630	4.2350	4.2070	4.2045	4.3035	4.2703	4.1715	46
	EUR/CZK	→	27.290	27.13~	27.120	27.055	27.031	26.97~	26.960	26.914	25.710	27.018	27.040	27.178	54
	EUR/HUF	↗	324.20	322.00	320.25	318.00	316.70	315.40	314.50~	313.10	311.00	313.70	312.22	309.29	65
	EUR/TRY	→	3.3760	3.3465	3.3105	3.2250	3.1772	3.1520	3.1175	3.0775	3.0320	3.1478	3.1637	3.0829	51
	USD/PLN	→	4.0581	4.02~	3.9950~	3.9836	3.9676	3.9331	3.9101	3.8975	3.86~	3.9873	3.9161	3.7815	49
USD/RUB	↗	72.58	71.78	71.620	71.57	70.88	69.70~	68.19	68.14	67.05~	68.22	65.49	60.09	69	
Other Markets	S&P 500 Futures	→	2102	2097	2075	2073	2030	1983	1975	1950	1900	2064	2057	2057	43
	DAX Futures	↗	11433	11324	10995	10900	10754	10530	10119	10000	9885	10865	10716	11054	52
	US 10y Futures	→	129-20	129-18+	128-00	127-10	126.95	125-21	125-12+	125-11	125-09	126.93	127.39	127.61	51
	Bund Futures	→	161.00	160.66	159.36	158.56	158.33	156.42	155.67	155.11	154.54	157.87	157.23	155.48	55
	WTI Oil Futures	→	40.41	40.00	39.00	37.88	34.80	34.53	34.00	33.55	33.20	38.89	42.42	49.15	27

	Trends	Res 4	Res 3	Res 2	Res 1	Spot	Sup 1	Sup 2	Sup 3	Sup 4	MA20	MA 50	MA 200	RSI 9	
Scandies	EUR/SEK	↘	9.3794 9 Nov high	9.3505 200-day MA	9.3357 16 Dec high	9.3095 17 Dec high	9.2665	9.2415 10 Dec low	9.2208 8 Dec low	9.1880 7 Dec low	9.1794 3 Dec low	9.2690	9.3195	9.3518	45
	EUR/NOK	→	9.7455 2 Jan 09 high	9.6280 Sep YTD high	9.6080 8 Dec high	9.5500 figure	9.5075	9.4135 14 Dec low	9.4000 figure	9.3280 3 Dec high	9.2370 4 Dec low	9.3579	9.3115	8.9790	61
	USD/SEK	→	8.7383 3 Dec high	8.6694 25 Nov low	8.6445 19 Nov low	8.6045 12 Nov low	8.5444	8.4984 17 Dec low	8.4749 200-day MA	8.4430 16 Dec low	8.3967 15 Dec low	8.5859	8.5430	8.4724	49
	USD/NOK	↗	8.9000 figure	8.8780 12 Mar 02 high	8.8595 29 Mar 02 high	8.8335 17 Dec high	8.7643	8.6720 17 Dec low	8.6100 10 Dec low	8.5800 19 Nov low	8.5500 4 Dec high	8.6649	8.5331	8.1337	62
	EUR/DKK	→	7.47~ early Apr lows	7.4685 May high	7.4660 Aug high	7.4645 Wed, Thur am high	7.4619	7.4599 Wed low	7.4585 last week low	7.4565 Nov low	7.4545 Oct low	7.4611	7.4607	7.4619	55
	NOK/SEK	→	0.9977 7 Dec high	0.9934 12 Nov low	0.9878 8 Dec high	0.9856 17 Dec high	0.9740	0.9662 9 Dec low	0.9624 8 Dec low	0.9600 figure	0.9580 projection	0.9896	0.9998	1.0416	39
Majors	EUR/USD	→	1.1011 16 Dec high	1.0981 3 Dec high	1.0905 15 Dec low, break	1.0880 intraday level	1.0845	1.0796 7 Dec low	1.0763 19 Nov high	1.0707 6 Nov low	1.0675 10 Nov low	1.0795	1.0912	1.1038	49
	USD/JPY	↗	124.63 13 Aug high	124.15 trendline from Jur	123.76 18 Nov high	122.88 17 Dec high	122.10	122.00 figure	121.61 200-day MA	121.38 16 Dec low	121.18 intraday level	122.40	121.78	121.60	49
	EUR/GBP	↗	.7400 figure	.7374 21 Oct high	.7333 21 Oct low	.7307 16 Dec high	0.7267	.7193 14 Dec low	.7164 7 Dec low	.7111 2 Dec high	.7080 24, 25 Nov highs	0.7161	0.7171	0.7202	69
	GBP/USD	↘	1.5186 15 Dec high	1.5100 16 Dec high	1.5007 17 Dec high	1.4957 8 Dec low	1.4919	1.4857 21 Apr low	1.4844 Support line fr 8/	1.4813 16 Apr low	1.4740 1 Apr low	1.5070	1.5210	1.5320	36
	USD/CHF	↗	1.0129 Mar high	1.0087 10 Nov high	1.0034 4 Dec high	1.0000 figure	0.9948	0.9925 15 Dec high	0.9876 3 Dec low	0.9786 14 Dec low	0.9745 trendline from Au	1.0036	0.9934	0.9650	47
	EUR/JPY	→	134.60 4 Dec high	134.22 9 Dec high	133.78 11, 16 Dec highs	133.30 7 Dec low	132.45	132.23 Sep low	131.51 6 Nov low	131.00 figure	130.30 30 Nov high	132.13	132.86	134.20	47
	EUR/CHF	↘	1.0950 13 Oct high	1.0940 3 Dec high	1.0877 7 Dec high	1.0845 15 Dec high	1.0786	1.0761 16 Dec low	1.0737 Nov low	1.0713 20 Aug low	1.0690 27 Jul high	1.0834	1.0837	1.0649	40
	AUD/USD	↘	.7335 10 Dec high	.7283 25 Nov high	.7215 intraday level	.7160 14 Dec low, break	0.7134	.7085 trendline from Sep	.7069 18 Nov low	.7017 9, 10 Oct lows	.6980 intraday level	0.7237	0.7198	0.7434	40
	USD/CAD	↗	1.3990 projection	1.3965 projection	1.3950 projection	1.3943 intraday high	1.3932	1.3780 14 Dec high	1.3639 10 Dec high	1.3455 29 Sep high	1.3400 break level	1.3526	1.3305	1.2852	89
	NZD/USD	↘	.6866 23 Oct high	.6834 16 Dec high	.6800 figure	.6770 intraday level	0.6699	.6660 intraday level	.6600 figure	.6582 9 Dec low	.6540 trendline from Au	0.6661	0.6656	0.6869	52
	EUR/CAD	↗	1.5550 24-Aug YTD high	1.5430 26-Aug high	1.5290 May 14 high	1.5200 14-Dec high	1.5106	1.4895 11-Dec high	1.4800 S/R level	1.4680 7-Dec high	1.4500 7-Dec low	1.4604	1.4514	1.4183	74
	GBP/JPY	↘	185.06 11 Dec high	184.59 14 Dec high	184.23 15 Dec high	183.94 intraday level	182.17	181.84 13 Oct low	180.67 2 Oct low	180.24 4 Sep low	179.67 24 Apr low	184.46	185.23	186.31	27
EM	USD/CNH	↗	6.6350 2 Dec 2010 low	6.6175 30 Dec 2010 high	6.6025 6 Jan 2011 high	6.5946 12 Aug high	6.5598	6.5538 intraday level	6.5430 intraday level	6.5230 17 Dec low	6.5142 16 Dec low	6.4780	6.4166	6.3067	71
	USD/ZAR	↘	16.200 figure	16.100 figure	16.025 11-Dec YTD high	15.355 11-Dec low	15.209	14.800 figure	14.600 spike accel	14.495 1-Dec high	14.240 3-Dec low	14.683	14.145	12.950	61
	USD/BRL	→	4.0000 figure	3.9800 break level	3.9660 21 Oct high	3.9650 16 Dec high	3.8755	3.8600 intraday low	3.8200 break level	3.7740 100-day MA	3.6920 24 Nov low	3.8101	3.8205	3.4495	61
	USD/MXN	↘	17.735 projection	17.500 projection	17.465 14 Dec high	17.190 16 Dec high	17.040	16.918 09 Nov high	16.800 break level	16.675 50-day MA	16.319 15 Oct low	16.838	16.691	16.070	56
	EUR/PLN	↘	4.3740 29-Dec 14 high	4.3700 14, 15-Dec highs	4.3350 Wed high	4.3065 Thurs am high	4.3009	4.2630 3-Dec low	4.2350 20-Nov low	4.2070 9-Oct low	4.2045 11-Nov low	4.3035	4.2703	4.1715	46
	EUR/CZK	→	27.290 25-Sep high	27.13~ downtrend fr April	27.120 Nov high	27.055 last week high	27.031	26.97~ fr Sep lows	26.960 11-Dec YTD low	26.914 8-Nov-13 low	25.710 7-Nov-13 low	27.018	27.040	27.178	54
	EUR/HUF	↗	324.20 Jan 2012 high	322.00 figure	320.25 Jan highs blw spik	318.00 Jul high, 11-Dec hi	316.70	315.40 6-Nov high	314.50~ Jul-Dec apex brk	313.10 9-Dec low	311.00 7-Dec low	313.70	312.22	309.29	65
	EUR/TRY	→	3.3760 14-Oct high	3.3465 15-Oct high	3.3105 21-Oct high	3.2250 15-Dec low	3.1772	3.1520 8-Dec low	3.1175 27-Nov high	3.0775 2-Dec high	3.0320 23-Nov high	3.1478	3.1637	3.0829	51
	USD/PLN	→	4.0581 03 Dec high	4.02~ start Dec lows	3.9950~ 7-9-Dec highs	3.9836 14-Dec high	3.9676	3.9331 17-Dec low	3.9101 50-day MA	3.8975 06 Nov low	3.86~ Jul, Aug highs	3.9873	3.9161	3.7815	49
	USD/RUB	↗	72.58 17-Dec-14 high	71.78 Jan' YTD high	71.620 Aug high	71.57 17-Dec high	70.88	69.70~ earlier Dec highs	68.19 10-Dec low	68.14 last week low	67.05~ earlier Nov highs	68.22	65.49	60.09	69
Other Markets	S&P 500 Futures	→	2102 03 Nov high	2097 02 Dec high	2075 break level	2073 17 Dec high	2030	1983 14 Dec low	1975 14 Oct low	1950 break level	1900 figure	2064	2057	2057	43
	DAX Futures	↗	11433 30 Nov high	11324 3-Dec high	10995 7-Dec high	10900 08 Dec high	10754	10530 17 Dec low	10119 14 Dec low	10000 figure	9885 14 Oct low	10865	10716	11054	52
	US 10y Futures	→	129-20 congestion	129-18+ 02 Oct high	128-00 figure	127-10 11 Dec high	126.95	125-21 intraday low	125-12+ 16 Dec low	125-11 break level	125-09 04 Dec low	126.93	127.39	127.61	51
	Bund Futures	→	161.00 figure	160.66 27-Nov high	159.36 1-Dec high	158.56 11-Dec low	158.33	156.42 4-Dec low	155.67 16-Sep high	155.11 16-Sep low	154.54 1-Dec low	157.87	157.23	155.48	55
	WTI Oil Futures	→	40.41 23 Nov low	40.00 figure	39.00 figure	37.88 15 Dec high	34.80	34.53 14 Dec low	34.00 figure	33.55 Feb '09 contin low	33.20 Jan '09 contin low	38.89	42.42	49.15	27

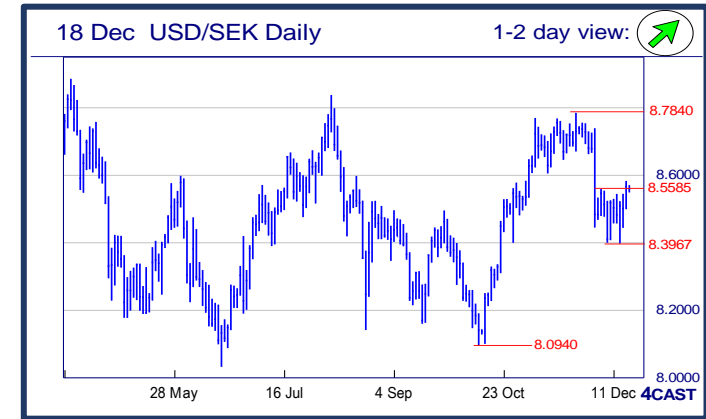
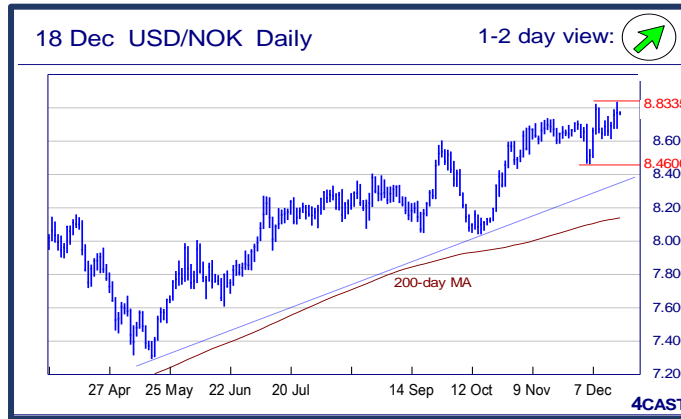
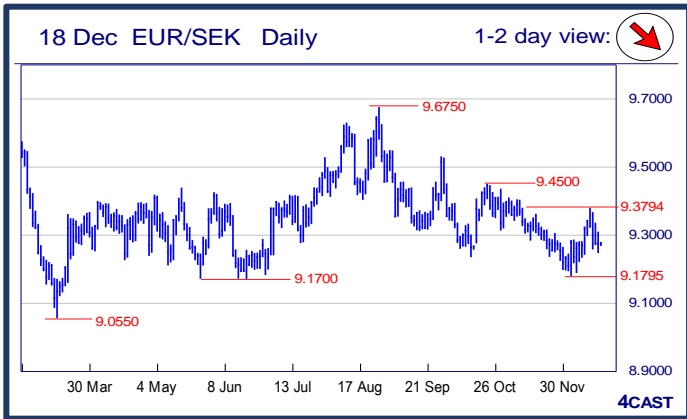


Strong uptrend Weak uptrend or higher in range Sideways or in range Weak downtrend or lower in range Strong downtrend



NOK, SEK opening updates

	1 day view	Resistance	Support	4cast
EUR/NOK		9.7455	9.4135	Failure to clear the 9.6000 level has seen setback to break the 9.4260 support and warn of a stronger pullback from the 9.6080 high. Break of the 9.4000 level will swing focus lower to correct rally from 9.0900 low. [P.L]
		9.6280	9.4000	
		9.6080	9.3280	
		9.5500	9.2370	
EUR/SEK		9.3794	9.2415	Trade seen whole of this week showing lower highs and retaining downside pressure with move below 9.2415 support to increase pressure to 9.2208 ahead of 9.1880. Only lift above 9.3095 hurdle to take pressure off the downside. [W.T]
		9.3505	9.2208	
		9.3357	9.1880	
		9.3095	9.1794	
USD/NOK		8.9000	8.6720	Break to fresh high checked at 8.8335 though scope seen for further extension of the underlying bull trend. Higher will target 8.8595 and 8.8780. Support at 8.6720 and 8.6100 now protecting the downside. [P.L]
		8.8780	8.6100	
		8.8595	8.5800	
		8.8335	8.5500	
USD/SEK		8.7383	8.4984	The break of 8.5583 resistance last session is providing support to this currency pair with room for extension to 8.6045 then 8.6445. Only dip below last session's low of 8.4984 support to help bears reverse current gain. [W.T]
		8.6694	8.4749	
		8.6445	8.4430	
		8.6045	8.3967	



Strong uptrend
 Weak uptrend or higher in range
 Sideways or in range
 Weak downtrend or lower in range
 Strong downtrend