

# Danske Technical Update

Published - 27 April 2016 05:59

Powered by  4CAST  
4castweb.com

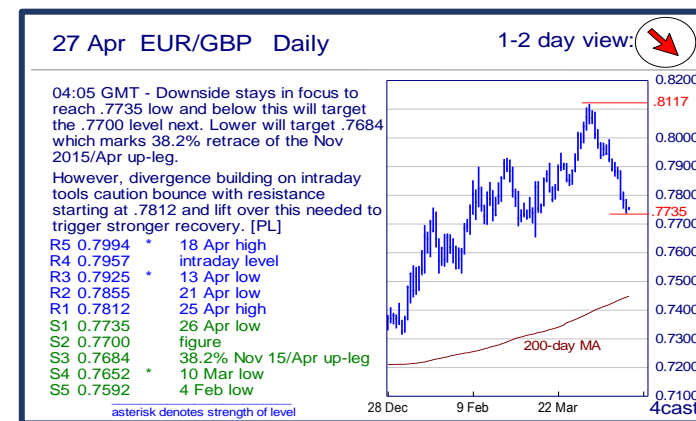
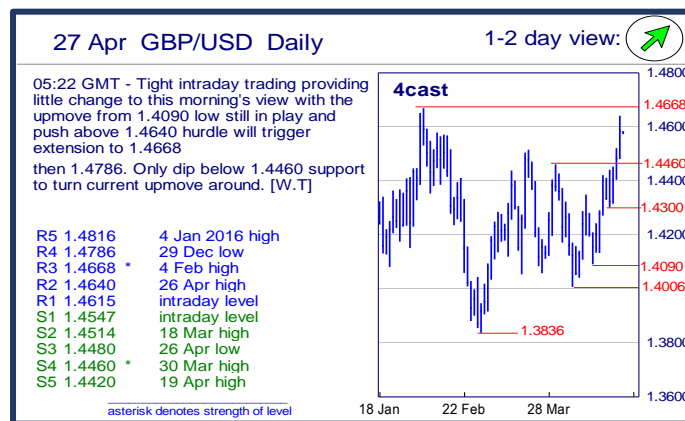
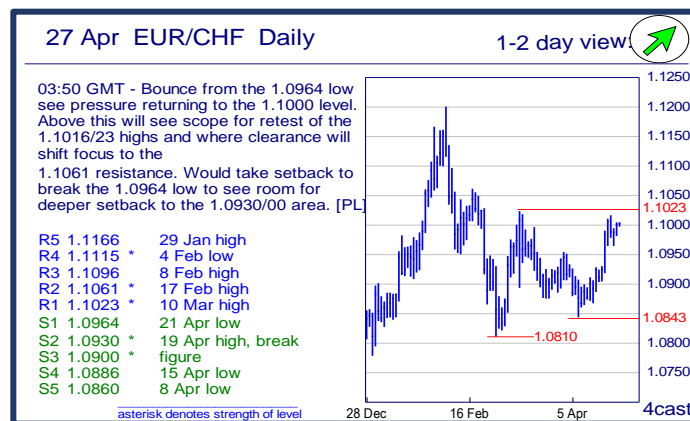
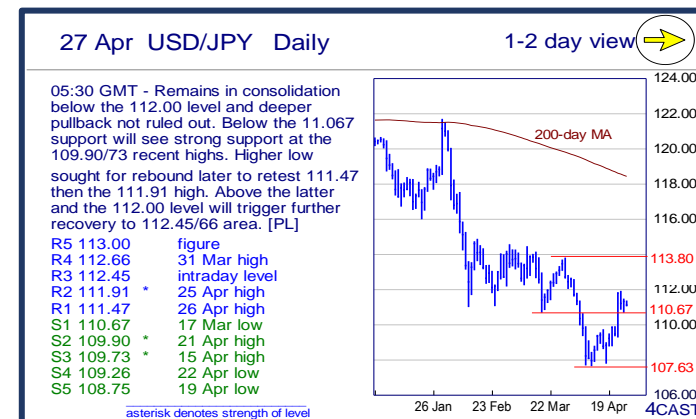
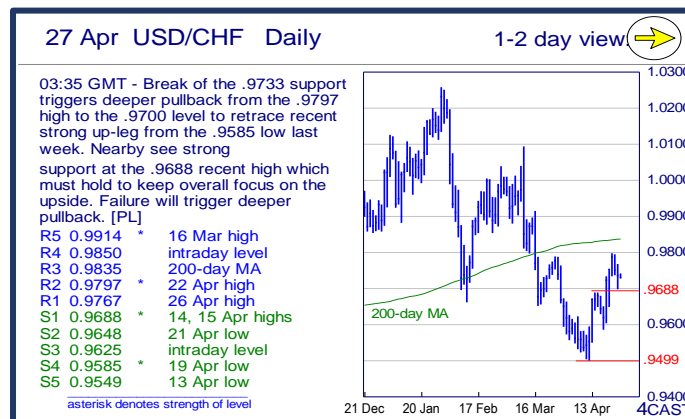
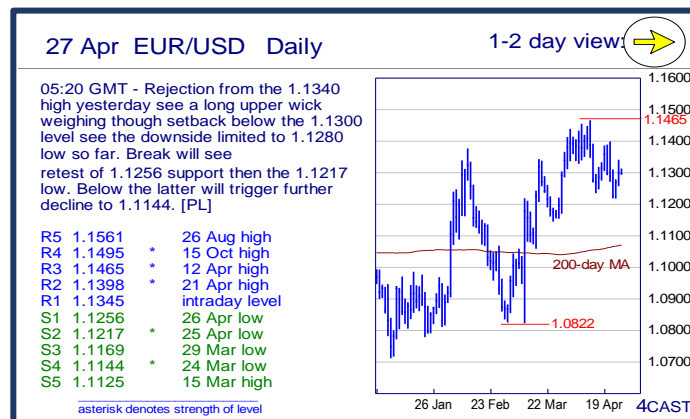


		Trends	Res 4	Res 3	Res 2	Res 1	Spot	Sup 1	Sup 2	Sup 3	Sup 4	MA20	MA50	MA200	RSI 9
Scandies	EUR/SEK	↗	9.2640	9.2383	9.2090	9.1965	9.1797	9.1410	9.1183	9.1000	9.0547	9.2145	9.2688	9.3403	40
	EUR/NOK	→	9.3975	9.3665	9.3000	9.2765	9.2298	9.1995	9.1555	9.1390	9.0900	9.3298	9.4035	9.3687	38
	USD/SEK	→	8.2613	8.2044	8.1847	8.1688	8.1255	8.0737	8.0582	8.0316	8.0003	8.1285	8.2820	8.4386	45
	USD/NOK	↘	8.3025	8.2555	8.2325	8.2000	8.1721	8.1180	8.0815	8.0600	8.0390	8.2294	8.4002	8.4628	42
	EUR/DKK	→	7.4635~	7.4570	7.4525~	7.4505	7.4418	7.44~	7.4380	7.4345	7.4290	7.4425	7.4521	7.4594	44
	NOK/SEK	↗	1.0137	1.0118	1.0033	0.9992	0.9938	0.9892	0.9875	0.9855	0.9780	0.9863	0.9844	0.9960	60
Majors	EUR/USD	→	1.1495	1.1465	1.1398	1.1345	1.1294	1.1256	1.1217	1.1169	1.1144	1.1332	1.1192	1.1069	50
	USD/JPY	→	112.66	112.45	111.91	111.47	111.05	110.67	109.90	109.73	109.26	109.92	111.71	118.40	57
	EUR/GBP	↘	.7957	.7925	.7855	.7812	0.7743	.7735	.7700	.7684	.7652	0.7930	0.7860	0.7445	23
	GBP/USD	↗	1.4786	1.4668	1.4640	1.4615	1.4577	1.4547	1.4514	1.4480	1.4460	1.4286	1.4234	1.4881	72
	USD/CHF	→	0.9850	0.9835	0.9797	0.9767	0.9734	0.9688	0.9648	0.9625	0.9585	0.9638	0.9763	0.9832	59
	EUR/JPY	↗	127.43	127.10	126.45	125.98	125.42	124.70	124.44	124.00	123.37	124.57	125.02	131.01	58
	EUR/CHF	↗	1.1115	1.1096	1.1061	1.1023	1.0999	1.0964	1.0930	1.0900	1.0886	1.0927	1.0929	1.0883	69
	AUD/USD	↘	.7835	.7765	.7730	.7700	0.7624	.7619	.7593	.7528	.7492	0.7667	0.7516	0.7251	43
	USD/CAD	→	1.3380	1.3164	1.3000	1.2758	1.2615	1.2590	1.2500	1.2397	1.2304	1.2849	1.3140	1.3381	31
	NZD/USD	→	.7025	.6983	.6960	.6936	0.6874	.6865	.6824	.6760	.6745	0.6881	0.6779	0.6627	49
	EUR/CAD	↘	1.4965	1.4750	1.4680	1.4375	1.4250	1.4160	1.4035	1.3805	1.3510	1.4563	1.4705	1.4807	32
	GBP/JPY	↗	165.00	164.10	162.95	162.70	161.9000	161.23	160.47	160.03	159.07	157.0565	159.0146	176.4039	70
EM	USD/CNH	↘	6.5293	6.5200	6.5170	6.5093	6.5019	6.4940	6.4837	6.4764	6.4675	6.4832	6.4994	6.4604	58
	USD/ZAR	↘	15.620	15.295	15.05~	14.62~	14.4050	14.000	13.885	13.720	13.515	14.6255	15.1025	14.5190	39
	USD/BRL	→	3.7840	3.7180	3.6922	3.6180	3.5223	3.5000	3.4560	3.4338	3.4000	3.5621	3.6884	3.7879	43
	USD/MXN	→	17.952	17.756	17.681	17.630	17.399	17.231	17.200	17.197	17.000	17.493	17.661	17.213	46
	EUR/PLN	↑	4.5010	4.4720	4.4270	4.4220~	4.3738	4.3700	4.3630	4.3100	4.29~	4.2996	4.3052	4.2807	65
	EUR/CZK	→	27.19~	27.130	27.102	27.050	27.010	26.975~	26.960	26.949	26.914	27.015	27.023	27.036	47
	EUR/HUF	↗	318.00	315.00	312.95	312~	311.25	309.50~	308.35	307.30	306.72	311.23	310.75	311.85	54
	EUR/TRY	→	3.2830	3.2705	3.2605	3.2265	3.1901	3.1640	3.1380	3.1175	3.0775	3.2128	3.2158	3.2242	42
	USD/PLN	↗	3.9830	3.9654	3.9296	3.9161	3.8754	3.8673	3.8486	3.8353	3.8000	3.7941	3.8479	3.8697	63
	USD/RUB	↘	71.40	69.64	69.50	68.41	65.52	64.60	63.75	62.05	60.70	66.66	69.64	68.68	40
Other Markets	S&P 500 Futures	↘	2104	2100	2099	2091	2082	2071	1997	1982	1932	1984	1927	2005	79
	DAX Futures	↗	11000	10850	10693	10522	10302	10153	9828	9395	9000	10027	9813	10275	61
	US 10y Futures	→	131-09+	130-28+	129-28	129-15+	129.11	129-04	129-00	128-31	128-18	129.84	129.68	127.17	48
	Bund Futures	↘	164.50	164.17	163.03	162.22	161.63	161.09	160.81	160.00	159.21	162.77	162.69	158.02	37
	WTI Oil Futures	↘	50.00	46.87	45.00	44.60	44.48	42.50	42.00	39.70	36.57	40.46	37.84	40.34	69

Copyright and other intellectual property rights in the material in this document belong to 4CAST Limited and/or 4CAST Inc (4CAST). The material shall not, under any circumstances, be reproduced or distributed in whole or part without the prior written consent of 4CAST. The material in this document is based upon information which 4CAST considers to be reliable and the analysis and opinion in the material represents the view of 4CAST at the time of transmission (unless stated otherwise). Such analysis and opinion is subject to change without notice. The material is intended for use by parties knowledgeable and experienced in the financial sector and is only one source amongst others to be considered in carrying on their business or activity. ACCORDINGLY 4CAST MAKES NO REPRESENTATION OR WARRANTY EXPRESS OR IMPLIED STATUTORY OR OTHERWISE (INCLUDING BUT NOT LIMITED TO) THE ACCURACY OF THE MATERIAL IN THIS DOCUMENT OR THE FITNESS FOR PURPOSE AND ALL SUCH REPRESENTATIONS AND WARRANTIES ARE HEREBY EXPRESSLY EXCLUDED. 4CAST does not give or purport to give investment advice. Any action taken by users on the basis of material in this document is entirely at their own risk. Independent investment advice should be sought where appropriate. 4CAST website may link to or be linked to other Internet sites. 4CAST does not accept responsibility for the content of such other sites. 4CAST's terms and conditions of business apply to all fee-paying subscribers and trial users.

[www.danskeresearch.com](http://www.danskeresearch.com)

		Trends	Res 4	Res 3	Res 2	Res 1	Spot	Sup 1	Sup 2	Sup 3	Sup 4	MA20	MA 50	MA 200	RSI 9
Scandies	EUR/SEK	↗	9.2640 12 Apr high	9.2383 6 Apr low	9.2090 30/31Mar lows	9.1965 22 Apr high	9.1797	9.1410 25 Apr low	9.1183 22 Apr low	9.1000 figure	9.0547 13 Oct 14 low	9.2145	9.2688	9.3403	40
	EUR/NOK	→	9.3975 18 Apr high	9.3665 200-day MA	9.3000 figure	9.2765 March low	9.2298	9.1995 26 Apr low	9.1555 20 Apr low	9.1390 3 Dec low	9.0900 2 Dec low	9.3298	9.4035	9.3687	38
	USD/SEK	→	8.2613 24 Mar low	8.2044 30 Mar high	8.1847 14 Apr high	8.1688 25 Apr high	8.1255	8.0737 26 Apr low	8.0582 21Apr low	8.0316 12 Apr low	8.0003 14 Jan 15 low	8.1285	8.2820	8.4386	45
	USD/NOK	↘	8.3025 18 Mar low	8.2555 22 Apr high	8.2325 26 Apr high	8.2000 figure	8.1721	8.1180 26 Apr low	8.0815 21Apr low	8.0600 16 Oct low	8.0390 15 Oct low	8.2294	8.4002	8.4628	42
	EUR/DKK	→	7.4635~ 7-9-Mar highs	7.4570 mid-Mar highs	7.4525~ mid-20 15 lows	7.4505 20-Apr spike high	7.4418	7.44~ Feb-15 lows	7.4380 19-Apr YTD low	7.4345 22-Jan-15 low	7.4290 Jan-15/ last yr low	7.4425	7.4521	7.4594	44
	NOK/SEK	↗	1.0137 6 Nov high	1.0118 2 Dec high	1.0033 20 Apr high	0.9992 intraday level	0.9938	0.9892 26 Apr low	0.9875 25Apr low	0.9855 22 Apr low	0.9780 7/18 Apr lows	0.9863	0.9844	0.9960	60
Majors	EUR/USD	→	1.1495 15 Oct high	1.1465 12 Apr high	1.1398 21Apr high	1.1345 intraday level	1.1294	1.1256 26 Apr low	1.1217 25Apr low	1.1169 29 Mar low	1.1144 24 Mar low	1.1332	1.1192	1.1069	50
	USD/JPY	→	112.66 31Mar high	112.45 intraday level	111.91 25Apr high	111.47 26 Apr high	111.05	110.67 17 Mar low	109.90 21Apr high	109.73 15Apr high	109.26 22 Apr low	109.92	111.71	118.40	57
	EUR/GBP	↘	.7957 intraday level	.7925 13 Apr low	.7855 21Apr low	.7812 25 Apr high	0.7743	.7735 26 Apr low	.7700 figure	.7684 38-2%Nov 15/Apr	.7652 10 Mar low	0.7930	0.7860	0.7445	23
	GBP/USD	↗	1.4786 29 Dec low	1.4668 4 Feb high	1.4640 26 Apr high	1.4615 intraday level	1.4577	1.4547 intraday level	1.4514 18 Mar high	1.4480 26 Apr low	1.4460 30 Mar high	1.4286	1.4234	1.4881	72
	USD/CHF	→	0.9850 intraday level	0.9835 200-day MA	0.9797 22 Apr high	0.9767 26 Apr high	0.9734	0.9688 14, 15 Apr highs	0.9648 21Apr low	0.9625 intraday level	0.9585 19 Apr low	0.9638	0.9763	0.9832	59
	EUR/JPY	↗	127.43 intraday level	127.10 1Apr low	126.45 4 Apr low	125.98 26 Apr high	125.42	124.70 26 Apr low	124.44 19 Apr high	124.00 figure	123.37 21Apr low	124.57	125.02	131.01	58
	EUR/CHF	↗	1.1115 4 Feb low	1.1096 8 Feb high	1.1061 17Feb high	1.1023 10 Mar high	1.0999	1.0964 21Apr low	1.0930 19 Apr high, break	1.0900 figure	1.0886 15 Apr low	1.0927	1.0929	1.0883	69
	AUD/USD	↘	.7835 21Apr high	.7765 26 Apr high	.7730 intraday level	.7700 figure	0.7624	.7619 14 Apr low	.7593 18 Apr low	.7528 11Apr low	.7492 7 Apr low	0.7667	0.7516	0.7251	43
	USD/CAD	→	1.3380 200-day MA	1.3164 50-day MA	1.3000 figure	1.2758 22 Apr high	1.2615	1.2590 20 Apr low	1.2500 figure	1.2397 100-week MA	1.2304 29 Jun low	1.2849	1.3140	1.3381	31
	NZD/USD	→	.7025 intraday level	.6983 21Apr high	.6960 intraday level	.6936 22 Apr high	0.6874	.6865 intraday level	.6824 14 Apr low	.6760 5Apr low	.6745 lower channel	0.6881	0.6779	0.6627	49
	EUR/CAD	↘	1.4965 8-Apr high	1.4750 12-Apr high	1.4680 18-Apr high	1.4375 Mar & 13-Apr low	1.4250	1.4160 1-Dec open	1.4035 3-Dec low	1.3805 Jul-15 low	1.3510 29-Jun-15 low	1.4563	1.4705	1.4807	32
	GBP/JPY	↗	165.00 figure	164.10 11/14 Mar highs	162.95 15 Mar high	162.70 26 Apr high	161.90	161.23 intraday level	160.47 26 Apr low	160.03 25 Apr low	159.07 50-day MA line	157.06	159.01	176.40	70
EM	USD/CNH	↘	6.5293 25 Mar high	6.5200 29 Mar high	6.5170 25 Apr high	6.5093 26 Apr high	6.5019	6.4940 6 Apr high	6.4837 22 Apr low	6.4764 21Apr low	6.4675 20 Apr low	6.4832	6.4994	6.4604	58
	USD/ZAR	↘	15.620 28-Mar high	15.295 6-Apr high	15.05~ Feb, early Mar low	14.62~ early Apr lows	14.405	14.000 figure	13.885 20-Nov-15 low	13.720 4-Nov-15 low	13.515 28-Oct-15 low	14.626	15.103	14.519	39
	USD/BRL	→	3.7840 200-day MA	3.7180 07 Apr high	3.6922 Nov '15 low	3.6180 18 Apr high	3.5223	3.5000 break level	3.4560 14 Apr low	3.4338 10 Aug '15 low	3.4000 break level	3.5621	3.6884	3.7879	43
	USD/MXN	→	17.952 17Feb low	17.756 18 Apr high	17.681 50-day MA	17.630 25 Apr high	17.399	17.231 21Apr low	17.200 break level	17.197 200-day MA	17.000 figure	17.493	17.661	17.213	46
	EUR/PLN	↑	4.5010 26-Jan high	4.4720 9-Feb high	4.4270 Mon high	4.4220~ early Feb high vol	4.3738	4.3700 20 15 high	4.3630 Mon am high vol	4.3100 18-Apr high	4.29~ mid-Apr high vol	4.2996	4.3052	4.2807	65
	EUR/CZK	→	27.19~ 1-Oct high	27.130 11-Feb YTD high	27.102 fr 29-Feb highs	27.050 early Apr highs	27.010	26.975~ Mar lows	26.960 Feb low	26.949 Dec-15/ last year l	26.914 8-Nov-13 low	27.015	27.023	27.036	47
	EUR/HUF	↗	318.00 Jul high, 11-Dec high	315.00 30, 31-Mar highs	312.95 8-Apr high	312~ end-Feb, st-Mar high	311.25	309.50~ March pivot	308.35 21-Apr low	307.30 4-Mar low	306.72 start Aug-15 lows	311.23	310.75	311.85	54
	EUR/TRY	→	3.2830 22-Feb high	3.2705 29-Feb high	3.2605 8-Apr high	3.2265 20-Apr high	3.1901	3.1640 3-Mar low	3.1380 18-Dec low	3.1175 10-Mar low	3.0775 2-Dec high	3.2128	3.2158	3.2242	42
	USD/PLN	↗	3.9830 break level	3.9654 10 Mar high	3.9296 25 Apr high	3.9161 100-day MA	3.8754	3.8673 200-day MA	3.8486 50-day MA	3.8353 14 Apr high	3.8000 break level	3.7941	3.8479	3.8697	63
	USD/RUB	↘	71.40 15Mar high	69.64 50-day MA	69.50 end-Mar, 05 Apr l	68.41 200-day MA	65.52	64.60 mid-Nov '15 low	63.75 Nov '15 rally accel	62.05 Nov '15 low	60.70 Oct '15 low	66.66	69.64	68.68	40
Other Markets	S&P 500 Futures	↘	2104 21Apr high	2100 figure	2099 break level	2091 25 Apr high	2082	2071 04 Apr high	1997 200-day MA	1982 100-day MA	1932 01Feb high	1984	1927	2005	79
	DAX Futures	↗	11000 figure	10850 break level	10693 gap break	10522 21Apr high	10302	10153 23 Mar high	9828 gap break	9395 10 Mar low	9000 gap break	10027	9813	10275	61
	US 10y Futures	→	131-09+ 07 Apr high	130-28+ 18 Apr high	129-28 50-day MA	129-15+ 26 Apr high	129.11	129-04 intraday low	129-00 figure	128-31 28 Mar low	128-18 100-day MA	129.84	129.68	127.17	48
	Bund Futures	↘	164.50 trend top, MM	164.17 18-Apr high	163.03 31-Mar low	162.22 23-Mar low	161.63	161.09 16-Mar low	160.81 10-Mar low	160.00 figure	159.21 21-Jan high	162.77	162.69	158.02	37
	WTI Oil Futures	↘	50.00 figure	46.87 50-week MA	45.00 figure	44.60 Dec '15 break level	44.48	42.50 intraday low	42.00 figure	39.70 50-day MA	36.57 05 Apr low	40.46	37.84	40.34	69



Strong uptrend



Weak uptrend or higher in range



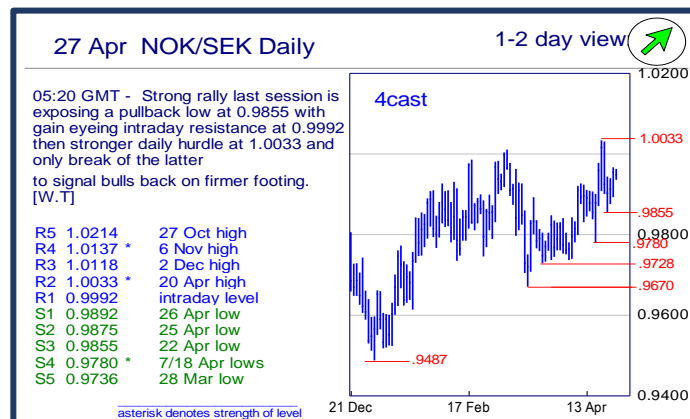
Sideways or in range



Weak downtrend or lower in range

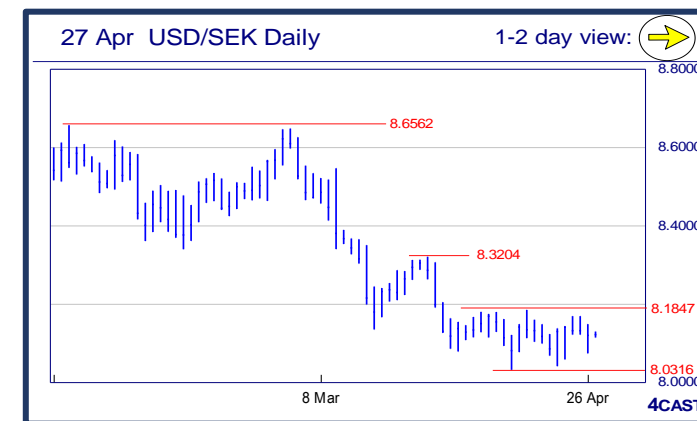
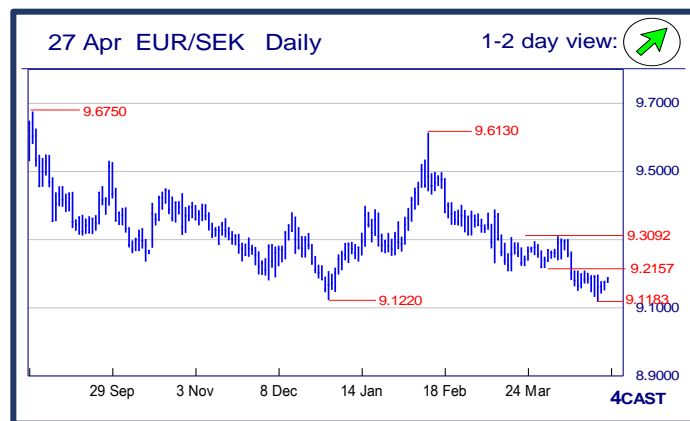
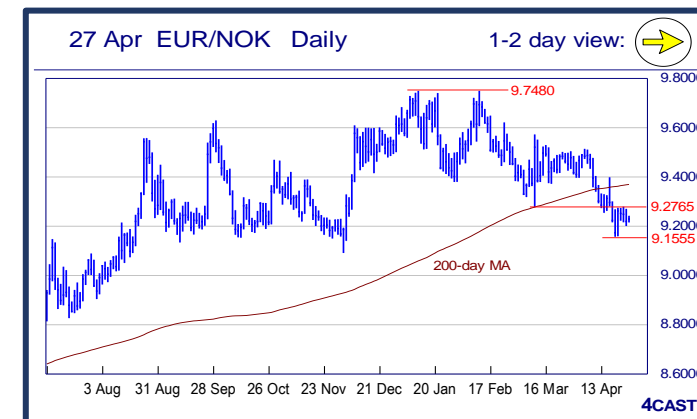


Strong downtrend



**NOK, SEK opening updates**

	1 day view	Resistance	Support	4cast
EUR/NOK		9.3975 9.3665 9.3000 9.2765	9.1995 9.1555 9.1390 9.0900	Slipping back to pressure the 9.2000 level and break here will expose the 9.1555 low to retest. Break will see resumption of the broader decline from the 9.7480, Feb high. Above 9.2765 needed to trigger stronger recovery. [P.L]
EUR/SEK		9.2640 9.2383 9.2090 9.1965	9.1410 9.1183 9.1000 9.0547	Recovery strength slowly firming towards the congestion high at 9.2090 and need a sustained break to warrant further call on the upside. Failure to do so and a downside break of 9.1183 support to signal bears back in control. [W.T]
USD/NOK		8.3025 8.2555 8.2325 8.2000	8.1180 8.0815 8.0600 8.0390	Break of the 8.1755 support return focus to the downside to reach 8.1180 low and see the 8.0815 low of last week at risk. Break will see resumption of the drop from the Jan high. Resistance now at 8.2325 and 8.2555. [P.L]
USD/SEK		8.2613 8.2044 8.1847 8.1688	8.0737 8.0582 8.0316 8.0003	Consolidation a touch choppy as seen by the long lower shadow set last session and ability to push above the 8.1847 hurdle will trigger a bullish breakout of inverted Head-shoulder pattern on the daily chart. [W.T]



Strong uptrend



Weak uptrend or higher in range



Sideways or in range



Weak downtrend or lower in range



Strong downtrend