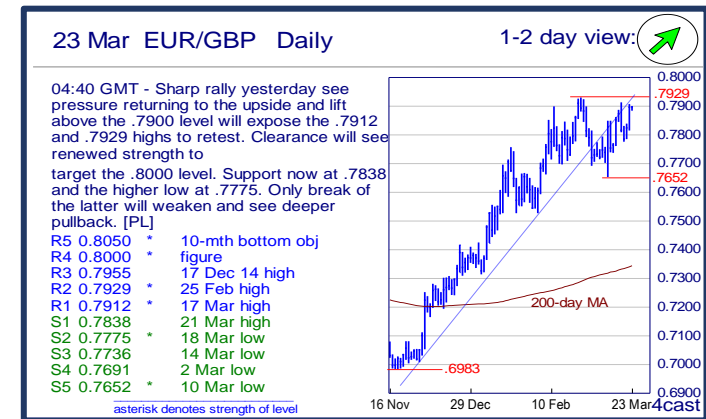
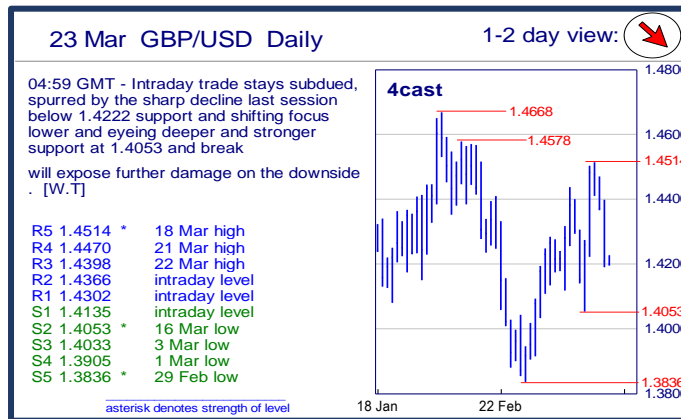
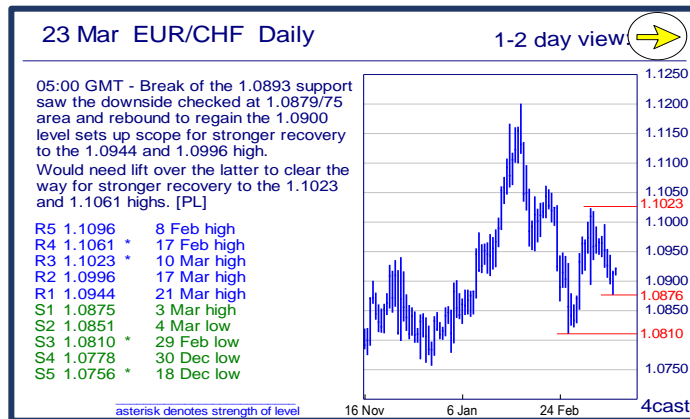
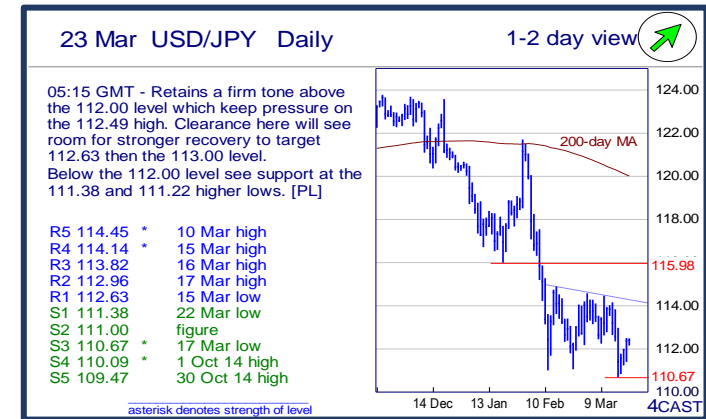
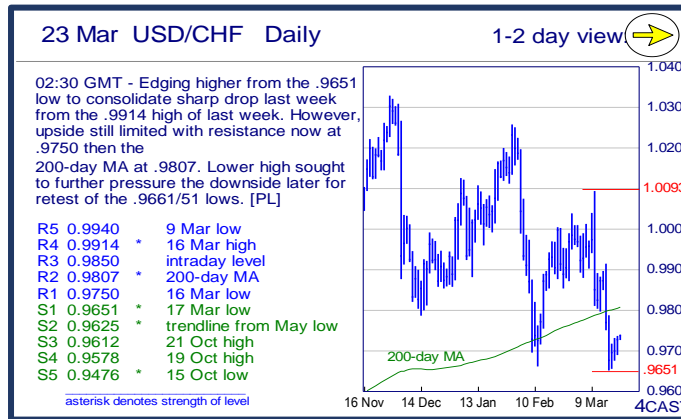
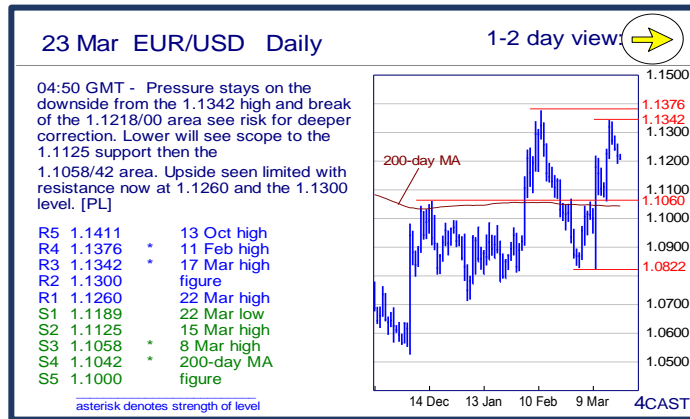


	Trends	Res 4	Res 3	Res 2	Res 1	Spot	Sup 1	Sup 2	Sup 3	Sup 4	MA20	MA50	MA200	RSI 9	
Scandies	EUR/SEK	↘	9.3143	9.3066	9.2910	9.2865	9.2234	9.2060	9.1454	9.1220	9.1000	9.3002	9.3443	9.3514	36
	EUR/NOK	→	9.6200	9.5710	9.5280	9.4880	9.4201	9.4130	9.3705	9.3170	9.2765	9.4326	9.5046	9.3071	46
	USD/SEK	↘	8.3670	8.3395	8.3030	8.2860	8.2295	8.2060	8.1660	8.1347	8.0940	8.3967	8.4573	8.4696	29
	USD/NOK	↘	8.6055	8.5000	8.4670	8.4315	8.3991	8.3605	8.3025	8.2640	8.2000	8.5132	8.6002	8.4285	41
	EUR/DKK	→	7.4662	7.4647	7.4635~	7.4575	7.4515	7.4495	7.4472	7.4460	7.4433	7.4582	7.4613	7.4614	25
	NOK/SEK	→	0.9962	0.9928	0.9892	0.9835	0.9786	0.9758	0.9707	0.9670	0.9613	0.9846	0.9817	1.0041	46
Majors	EUR/USD	→	1.1376	1.1342	1.1300	1.1260	1.1208	1.1189	1.1125	1.1058	1.1042	1.1077	1.1047	1.1040	59
	USD/JPY	↗	114.14	113.82	112.96	112.63	112.33	111.38	111.00	110.67	110.09	113.00	114.93	119.98	44
	EUR/GBP	↗	.8000	.7955	.7929	.7912	0.7895	.7838	.7775	.7736	.7691	0.7800	0.7736	0.7341	63
	GBP/USD	↘	1.4470	1.4398	1.4366	1.4302	1.4190	1.4135	1.4053	1.4033	1.3905	1.4197	1.4278	1.5050	45
	USD/CHF	→	0.9914	0.9850	0.9807	0.9750	0.9740	0.9651	0.9625	0.9612	0.9578	0.9861	0.9935	0.9804	37
	EUR/JPY	↗	128.17	127.29	126.62	126.27	125.93	125.10	124.68	123.65	123.06	125.17	126.95	132.45	52
	EUR/CHF	→	1.1061	1.1023	1.0996	1.0944	1.0917	1.0875	1.0851	1.0810	1.0778	1.0924	1.0977	1.0823	43
	AUD/USD	→	.7739	.7680	.7657	.7643	0.7612	.7551	.7528	.7485	.7445	0.7436	0.7215	0.7239	66
	USD/CAD	↘	1.3746	1.3671	1.3334	1.3129	1.3084	1.2919	1.2900	1.2835	1.2500	1.3275	1.3718	1.3344	39
	NZD/USD	↘	.6897	.6883	.6821	.6792	0.6735	.6721	.6650	.6615	.6576	0.6712	0.6625	0.6611	52
	EUR/CAD	↘	1.5265	1.5145	1.5015	1.4875	1.4666	1.4525	1.4380	1.4225	1.4035	1.4705	1.5155	1.4729	44
GBP/JPY	↘	162.95	161.79	161.50	160.15	159.4500	158.45	157.00	156.21	155.79	160.4245	164.1142	180.7386	40	
EM	USD/CNH	↗	6.5255	6.5177	6.5022	6.4988	6.4953	6.4826	6.4606	6.4443	6.4151	6.5063	6.5452	6.4256	48
	USD/ZAR	↘	16.440	16.310	16.240	15.750	15.2437	15.025	14.790	14.490	14.240	15.4673	15.8152	14.2127	44
	USD/BRL	↘	3.9110	3.8850	3.8380	3.7270	3.5793	3.5725	3.5710	3.5000	3.3200	3.7474	3.9012	3.7327	31
	USD/MXN	↘	18.394	18.181	17.952	17.581	17.356	17.347	17.222	17.155	17.000	17.743	18.163	16.989	33
	EUR/PLN	↘	4.3865	4.3770	4.3700	4.3125	4.2522	4.2500	4.2240	4.2045	4.1785~	4.3053	4.3759	4.2649	26
	EUR/CZK	→	27.19~	27.140	27.131	27.08~	27.025	27.00-3	26.960	26.949	26.914	27.028	27.022	27.052	50
	EUR/HUF	↗	318.00	316.35	314.65	312.95~	311.44	309.20	307.30	306.72	306.48	310.10	310.80	311.89	59
	EUR/TRY	→	3.3420	3.3145	3.2830	3.2705	3.2233	3.1640	3.1380	3.1175	3.0775	3.2103	3.2482	3.1936	52
	USD/PLN	↘	3.9658	3.9615	3.8925	3.8622	3.7974	3.7667	3.7500	3.7380	3.6787	3.8890	3.9631	3.8653	27
USD/RUB	↘	76.40	75.21	74.50~	71.98	67.51	67.15	66.97	66.05	64.35	71.22	75.22	67.28	29	
Other Markets	S&P 500 Futures	→	2068	2050	2047	2044	2039	2011	1997	1939	1877	1984	1927	2005	79
	DAX Futures	→	11000	10693	10165	10120	10006	9747	9395	9000	8690	9736	9564	10407	63
	US 10y Futures	↗	131-14	130-27	129-26	129-17	128-24	128-16	128-01+	128-00	127-13	129.84	129.68	127.17	48
	Bund Futures	→	165.00	164.00	163.40	163.05	162.54	161.80	160.81	160.40	160.02	162.77	162.69	158.02	37
	WTI Oil Futures	↗	44.37	43.00	42.90	42.49	39.91	39.59	37.52	35.56	29.85	36.19	33.89	45.43	66

	Trends	Res 4	Res 3	Res 2	Res 1	Spot	Sup 1	Sup 2	Sup 3	Sup 4	MA20	MA 50	MA 200	RSI 9	
Scandies	EUR/SEK	↘	9.3143 14 Mar high	9.3066 17 Mar high	9.2910 18 Mar high	9.2865 Down T-line	9.2234	9.2060 16/17 Mar low	9.1454 4 Jan low	9.1220 30 Dec low	9.1000 figure	9.3002	9.3443	9.3514	36
	EUR/NOK	→	9.6200 24 Feb high	9.5710 10 Mar high	9.5280 16 Mar high	9.4880 22 Mar high	9.4201	9.4130 22 Mar low	9.3705 18 Mar low	9.3170 7 Mar low	9.2765 10 Mar low	9.4326	9.5046	9.3071	46
	USD/SEK	↘	8.3670 14 Mar high	8.3395 11 Feb low	8.3030 15 Mar low	8.2860 22 Mar high	8.2295	8.2060 21 Mar low	8.1660 18 Mar low	8.1347 17 Mar low	8.0940 14 Oct low	8.3967	8.4573	8.4696	29
	USD/NOK	↘	8.6055 16 Mar high	8.5000 figure	8.4670 22 Mar high	8.4315 200-day MA	8.3991	8.3605 21 Mar low	8.3025 18 May low	8.2640 23 Oct low	8.2000 figure	8.5132	8.6002	8.4285	41
	EUR/DKK	→	7.4662 16-Feb YTD high	7.4647 24-Feb high	7.4635~ 7-9-Mar highs	7.4575 17-Mar high	7.4515	7.4495 22 Mar low	7.4472 mid-Mar-15 low	7.4460 Mar-15 low	7.4433 17 Feb low	7.4582	7.4613	7.4614	25
	NOK/SEK	→	0.9962 10 Mar high	0.9928 11 Mar high	0.9892 18 Mar high	0.9835 21 Mar high	0.9786	0.9758 22 Mar low	0.9707 17 Mar low	0.9670 16 Mar low	0.9613 21 Jan low	0.9846	0.9817	1.0041	46
Majors	EUR/USD	→	1.1376 11 Feb high	1.1342 17 Mar high	1.1300 figure	1.1260 22 Mar high	1.1208	1.1189 22 Mar low	1.1125 15 Mar high	1.1058 8 Mar high	1.1042 200-day MA	1.1077	1.1047	1.1040	59
	USD/JPY	↗	114.14 15 Mar high	113.82 16 Mar high	112.96 17 Mar high	112.63 15 Mar low	112.33	111.38 22 Mar low	111.00 figure	110.67 17 Mar low	110.09 1 Oct 14 high	113.00	114.93	119.98	44
	EUR/GBP	↗	.8000 figure	.7955 17 Dec 14 high	.7929 25 Feb high	.7912 17 Mar high	0.7895	.7838 21 Mar high	.7775 18 Mar low	.7736 14 Mar low	.7691 2 Mar low	0.7800	0.7736	0.7341	63
	GBP/USD	↘	1.4470 21 Mar high	1.4398 22 Mar high	1.4366 intraday level	1.4302 intraday level	1.4190	1.4135 intraday level	1.4053 16 Mar low	1.4033 3 Mar low	1.3905 1 Mar low	1.4197	1.4278	1.5050	45
	USD/CHF	→	0.9914 16 Mar high	0.9850 intraday level	0.9807 200-day MA	0.9750 16 Mar low	0.9740	0.9651 17 Mar low	0.9625 trendline from Ma	0.9612 21 Oct high	0.9578 19 Oct high	0.9861	0.9935	0.9804	37
	EUR/JPY	↗	128.17 16 Feb high	127.29 11 Mar high	126.62 17 Mar high	126.27 22 Mar high	125.93	125.10 15 Mar low	124.68 22 Mar low	123.65 10 Mar low	123.06 9 Mar low	125.17	126.95	132.45	52
	EUR/CHF	→	1.1061 17 Feb high	1.1023 10 Mar high	1.0996 17 Mar high	1.0944 21 Mar high	1.0917	1.0875 3 Mar high	1.0851 4 Mar low	1.0810 29 Feb low	1.0778 30 Dec low	1.0924	1.0977	1.0823	43
	AUD/USD	→	.7739 1 Jul high	.7680 18 Mar high	.7657 17 Mar high	.7643 22 Mar high	0.7612	.7551 22 Mar low	.7528 9 Mar high, conge	.7485 7 Mar high	.7445 15 Mar low	0.7436	0.7215	0.7239	66
	USD/CAD	↘	1.3746 50-day MA	1.3671 100-day MA	1.3334 200-day MA	1.3129 50-week MA	1.3084	1.2919 18 Mar low	1.2900 figure	1.2835 Mar '15 high	1.2500 break level	1.3275	1.3718	1.3344	39
	NZD/USD	↘	.6897 15 Oct high	.6883 29 Dec high	.6821 4 Mar high	.6792 intraday level	0.6735	.6721 17, 22 Mar lows	.6650 intraday level	.6615 200-day MA	.6576 16 Mar low	0.6712	0.6625	0.6611	52
	EUR/CAD	↘	1.5265 24-Feb high	1.5145 25-Feb high	1.5015 10-Mar high	1.4875 15-Mar high	1.4666	1.4525 1-Mar low	1.4380 10-Mar low	1.4225 1-Dec high	1.4035 3-Dec low	1.4705	1.5155	1.4729	44
GBP/JPY	↘	162.95 15 Mar high	161.79 18 Mar high	161.50 22 Mar high	160.15 intraday level	159.45	158.45 22 Mar low	157.00 figure	156.21 29 Feb/1 Mar low	155.79 25 Feb low	160.42	164.11	180.74	40	
EM	USD/CNH	↗	6.5255 16 Mar high	6.5177 100-day MA line	6.5022 Down trendline fr	6.4988 17 Mar high	6.4953	6.4826 22 Mar low	6.4606 21 Mar low	6.4443 18 Mar low	6.4151 25 Nov low	6.5063	6.5452	6.4256	48
	USD/ZAR	↘	16.440 3-Feb high	16.310 26-Feb high	16.240 16-Mar high	15.750 17-Mar high	15.244	15.025 10-Mar low	14.790 16-Dec low	14.490 30-Nov high	14.240 3-Dec low	15.467	15.815	14.213	44
	USD/BRL	↘	3.9110 50-day MA	3.8850 100-day MA	3.8380 29 Dec low	3.7270 200-day MA	3.5793	3.5725 18 Mar low	3.5710 11 Mar low	3.5000 H&S target	3.3200 Mar '15 high	3.7474	3.9012	3.7327	31
	USD/MXN	↘	18.394 18 Feb high	18.181 50-day MA	17.952 17 Feb low	17.581 100-day MA	17.356	17.347 21 Mar low	17.222 18 Mar low	17.155 projection	17.000 figure	17.743	18.163	16.989	33
	EUR/PLN	↘	4.3865 24-Feb/ last week	4.3770 29-Feb high	4.3700 2015 high, st-Feb	4.3125 16-Mar high	4.2522	4.2500 Mon low	4.2240 30-Dec-15 low	4.2045 11-Nov-15 low	4.1785~ 21, 22-Sep-15 low	4.3053	4.3759	4.2649	26
	EUR/CZK	→	27.19~ 1-Oct high	27.140 Oct high	27.131 11-Feb YTD high	27.08~ fr 26-Feb highs	27.025	27.00-3 Nov-Feb high vol	26.960 Feb low	26.949 Dec-15/ last year l	26.914 8-Nov-13 low	27.028	27.022	27.052	50
	EUR/HUF	↗	318.00 Jul high, 11-Dec hi	316.35 20-Jan high	314.65 28-Jan high	312.95~ 9 & 11-Feb highs	311.44	309.20 21-Mar low	307.30 4-Mar low	306.72 start Aug-15 lows	306.48 22-Feb YTD low	310.10	310.80	311.89	59
	EUR/TRY	→	3.3420 11-Feb high	3.3145 19-Feb high	3.2830 22-Feb high	3.2705 29-Feb high	3.2233	3.1640 3-Mar low	3.1380 18-Dec low	3.1175 10-Mar low	3.0775 2-Dec high	3.2103	3.2482	3.1936	52
	USD/PLN	↘	3.9658 50-day MA	3.9615 100-day MA	3.8925 16 Mar high	3.8622 200-day MA	3.7974	3.7667 17 Mar low	3.7500 projection	3.7380 break level	3.6787 Oct '15 low	3.8890	3.9631	3.8653	27
USD/RUB	↘	76.40 end-Feb highs	75.21 50-day MA	74.50~ Jan-Feb lows	71.98 100-day MA	67.51	67.15 22 Mar low	66.97 200-day MA	66.05 Dec '15 low	64.35 50-week MA	71.22	75.22	67.28	29	
Other Markets	S&P 500 Futures	→	2068 30 Dec high	2050 break level	2047 projection	2044 21 Mar high	2039	2011 50-week MA	1997 200-day MA	1939 13 Jan high	1877 24 Feb low	1984	1927	2005	79
	DAX Futures	→	11000 figure	10693 gap break	10165 13 Jan high	10120 break level	10006	9747 17 Mar low	9395 10 Mar low	9000 gap break	8690 11 Feb low	9736	9564	10407	63
	US 10y Futures	↗	131-14 24 Feb high	130-27 01 Mar high	129-26 17 Feb low	129-17 17 Mar high	128-24	128-16 break level	128-01+ 16 Mar low	128-00 figure	127-13 100-day MA	129.84	129.68	127.17	48
	Bund Futures	→	165.00 ABC move	164.00 29-Feb high	163.40 10-Mar high	163.05 22-Mar high	162.54	161.80 16-Mar high, gap	160.81 10-Mar low	160.40 1-Feb low	160.02 29-Jan low, gap	162.77	162.69	158.02	37
	WTI Oil Futures	↗	44.37 Nov '15 low	43.00 figure	42.90 figure	42.49 18 Mar high	39.91	39.59 100-day MA	37.52 28 Jan high	35.56 50-day MA	29.85 20 Jan low	36.19	33.89	45.43	66



Strong uptrend



Weak uptrend or higher in range



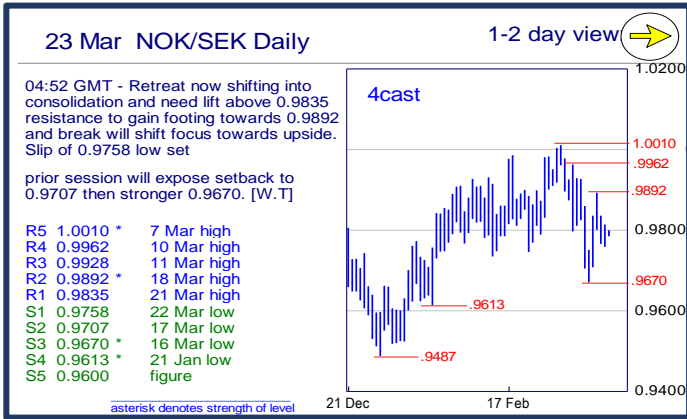
Sideways or in range



Weak downtrend or lower in range

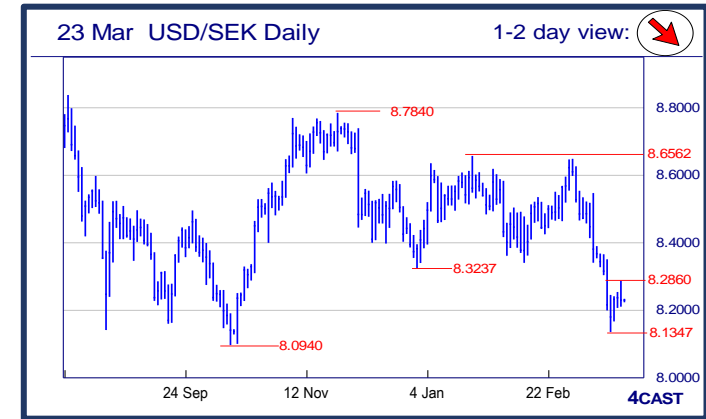
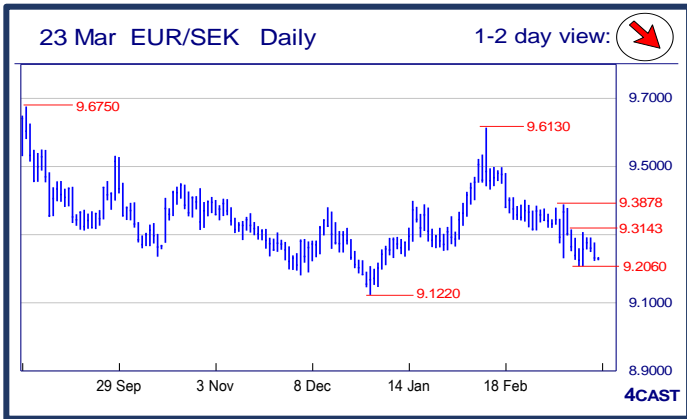


Strong downtrend



NOK, SEK opening updates

	1 day view	Resistance	Support	4cast
EUR/NOK		9.6200 9.5710 9.5280 9.4880	9.4130 9.3705 9.3170 9.2765	Backed off the 9.4880 high to keep resistance at 9.5280 and 9.5710 out of reach. Setback threatens break of the 9.4000 level to see retest of the 9.3705 low and where break is needed to see return to the 9.3170 and 9.2765 lows. [P.L]
EUR/SEK		9.3143 9.3066 9.2910 9.2865	9.2060 9.1454 9.1220 9.1000	Strong decline last session is confirming a corrective high at 9.3066 with focus turning towards recent low of 9.2060 and break will signal bears gaining footing to 9.1454 ahead of 9.1220. [W.T]
USD/NOK		8.6055 8.5000 8.4670 8.4315	8.3605 8.3025 8.2640 8.2000	Rejection from the 8.4670 high to break the 8.4000 level see pressure returning to the downside. Lower see scope to 8.3605 then the 8.3025 low and where break will see resumption of the drop from 8.9940 high. [P.L]
USD/SEK		8.3670 8.3395 8.3030 8.2860	8.2060 8.1660 8.1347 8.0940	Corrective bounce to 8.2860 high last session looks exhaustive with sell-off towards closing in the appearance of a long upper shadow and slip of 8.2060 support will expose deeper setback towards recent low of 8.1347. [W.T]



Strong uptrend
 Weak uptrend or higher in range
 Sideways or in range
 Weak downtrend or lower in range
 Strong downtrend

Copyright and other intellectual property rights in the material in this document belong to 4CAST Limited and/or 4CAST Inc (4CAST). The material shall not, under any circumstances, be reproduced or distributed in whole or part without the prior written consent of 4CAST. The material in this document is based upon information which 4CAST considers to be reliable and the analysis and opinion in the material represents the view of 4CAST at the time of transmission (unless stated otherwise). Such analysis and opinion is subject to change without notice. The material is intended for use by parties knowledgeable and experienced in the financial sector and is only one source amongst others to be considered in carrying on their business or activity. ACCORDINGLY 4CAST MAKES NO REPRESENTATION OR WARRANTY EXPRESS OR IMPLIED STATUTORY OR OTHERWISE (INCLUDING BUT NOT LIMITED TO) THE ACCURACY OF THE MATERIAL IN THIS DOCUMENT OR THE FITNESS FOR PURPOSE AND ALL SUCH REPRESENTATIONS AND WARRANTIES ARE HEREBY EXPRESSLY EXCLUDED. 4CAST does not give or purport to give investment advice. Any action taken by users on the basis of material in this document is entirely at their own risk. Independent investment advice should be sought where appropriate. 4CAST website may link to or be linked to other Internet sites. 4CAST does not accept responsibility for the content of such other sites. 4CAST's terms and conditions of business apply to all fee-paying subscribers and trial users.