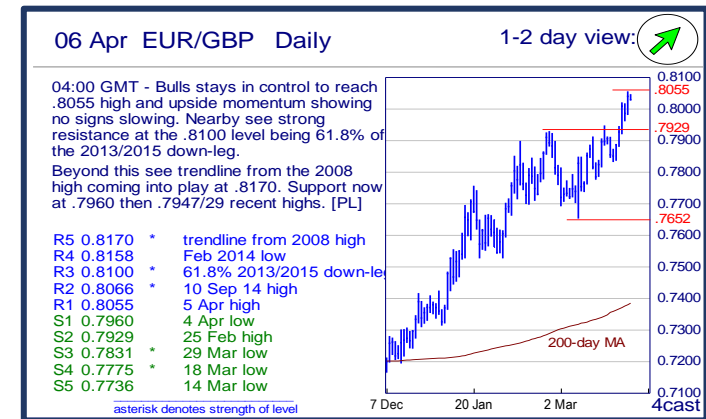
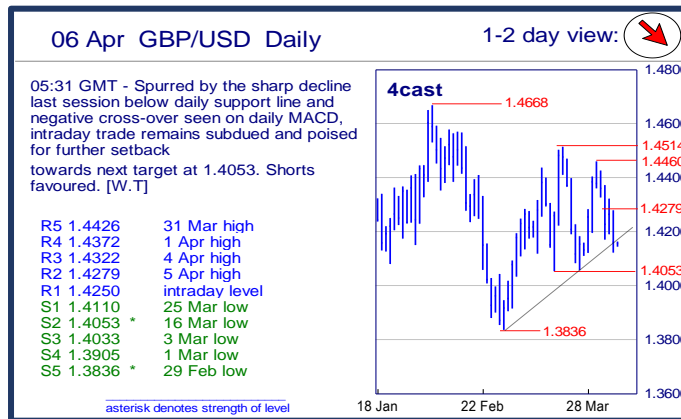
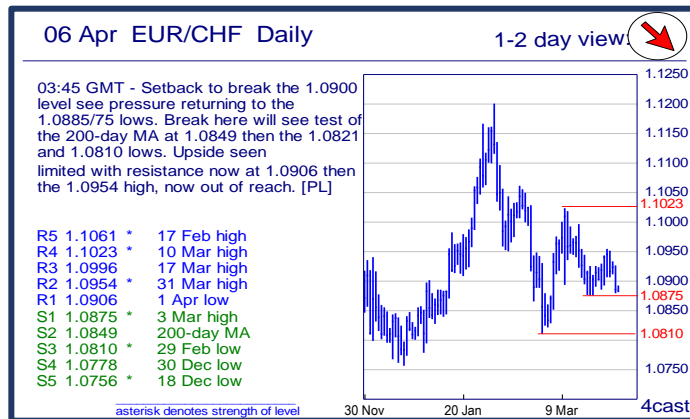
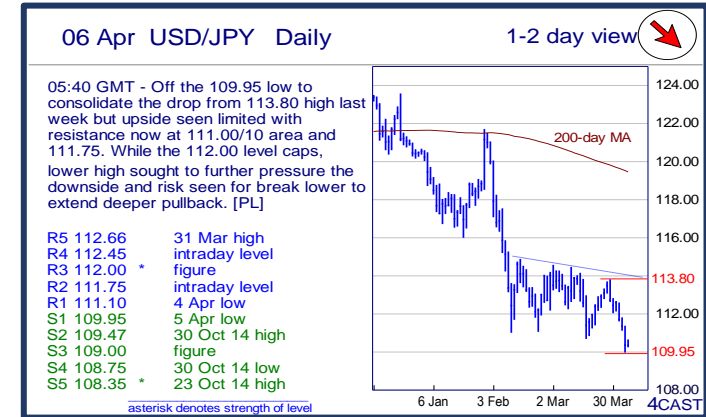
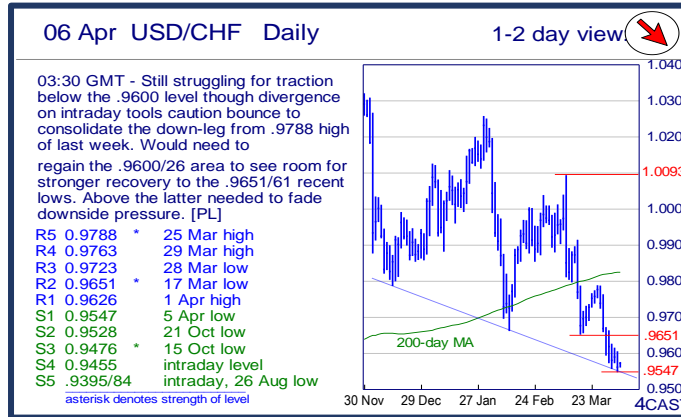
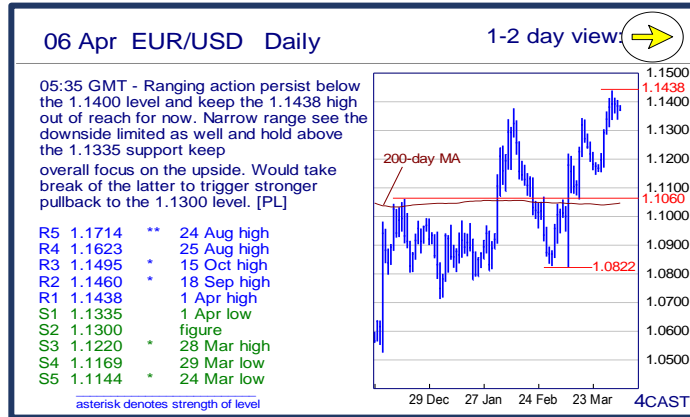
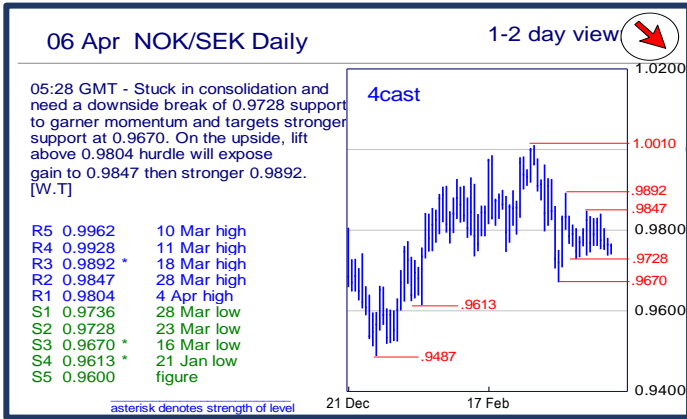


	Trends	Res 4	Res 3	Res 2	Res 1	Spot	Sup 1	Sup 2	Sup 3	Sup 4	MA20	MA50	MA200	RSI 9	
Scandies	EUR/SEK	→	9.3143	9.3066	9.2944	9.2720	9.2492	9.2332	9.2157	9.2060	9.1454	9.2595	9.3337	9.3523	45
	EUR/NOK	→	9.6200	9.5710	9.5280	9.5125	9.4782	9.4340	9.3950	9.3705	9.3170	9.4571	9.4870	9.3414	54
	USD/SEK	→	8.2613	8.2227	8.2044	8.1666	8.1346	8.1076	8.0785	8.0314	8.0003	8.2287	8.3833	8.4674	30
	USD/NOK	→	8.5215	8.4590	8.4140	8.3810	8.3311	8.2850	8.2510	8.2000	8.1735	8.4022	8.5184	8.4561	40
	EUR/DKK	→	7.4570	7.4525~	7.4475	7.4445	7.4436	7.44~	7.4398	7.4345	7.4290	7.4531	7.4588	7.4609	29
	NOK/SEK	↘	0.9928	0.9892	0.9847	0.9804	0.9751	0.9736	0.9728	0.9670	0.9613	0.9778	0.9825	1.0004	44
Majors	EUR/USD	→	1.1623	1.1495	1.1460	1.1438	1.1370	1.1335	1.1300	1.1220	1.1169	1.1252	1.1133	1.1044	70
	USD/JPY	↘	112.45	112.00	111.75	111.10	110.36	109.95	109.47	109.00	108.75	112.34	113.77	119.43	27
	EUR/GBP	↗	.8158	.8100	.8066	.8055	0.8027	.7960	.7929	.7831	.7775	0.7882	0.7798	0.7382	69
	GBP/USD	↘	1.4372	1.4322	1.4279	1.4250	1.4161	1.4110	1.4053	1.4033	1.3905	1.4274	1.4274	1.4975	42
	USD/CHF	↘	0.9763	0.9723	0.9651	0.9626	0.9567	0.9547	0.9528	0.9476	0.9455	0.9709	0.9848	0.9821	26
	EUR/JPY	↘	128.22	127.43	127.10	126.45	125.53	125.25	125.10	124.68	123.65	126.41	126.66	131.87	40
	EUR/CHF	↘	1.1023	1.0996	1.0954	1.0906	1.0881	1.0875	1.0849	1.0810	1.0778	1.0927	1.0965	1.0846	36
	AUD/USD	↘	.7723	.7679	.7640	.7599	0.7559	.7510	.7477	.7445	.7415	0.7570	0.7342	0.7232	50
	USD/CAD	→	1.3495	1.3375	1.3296	1.3216	1.3121	1.3087	1.3000	1.2900	1.2853	1.3133	1.3474	1.3382	48
	NZD/USD	→	.6966	.6937	.6882	.6836	0.6812	.6760	.6718	.6669	.6613	0.6768	0.6694	0.6608	53
	EUR/CAD	↘	1.5265	1.5145	1.5015	1.4975	1.4923	1.4810	1.4645	1.4525	1.4380	1.4780	1.5001	1.4777	60
GBP/JPY	↘	159.59	158.87	158.45	157.15	156.3300	155.73	154.73	154.15	153.58	160.3430	162.4188	179.0099	29	
EM	USD/CNH	→	6.5317	6.5293	6.5200	6.5028	6.4845	6.4688	6.4572	6.4443	6.4366	6.4886	6.5228	6.4400	47
	USD/ZAR	→	16.240	15.620	15.380	15.0550	15.0150	14.490	14.240	13.885	13.720	15.2320	15.5126	14.3580	45
	USD/BRL	↗	3.8690	3.8380	3.8240	3.7540	3.6804	3.6330	3.5450	3.5310	3.5000	3.6422	3.8153	3.7598	53
	USD/MXN	↗	18.000	17.952	17.680	17.655	17.641	17.376	17.292	17.239	17.066	17.514	17.982	17.087	56
	EUR/PLN	↗	4.3700	4.2950	4.2845	4.2815	4.2637	4.2400~	4.2240~	4.2045	4.1785~	4.2658	4.3348	4.2689	48
	EUR/CZK	→	27.19~	27.140	27.130	27.102	27.005	27.00~	26.974	26.960	26.949	27.026	27.025	27.042	44
	EUR/HUF	↗	319.10	318.00	316.35	315.00	312.74	312.45	309.20	307.30	306.72	311.94	310.74	311.95	53
	EUR/TRY	→	3.3145	3.2830	3.2705	3.2495	3.2157	3.1640	3.1380	3.1175	3.0775	3.2124	3.2328	3.2036	51
	USD/PLN	→	3.9013	3.8656	3.8413	3.8000	3.7505	3.7056	3.7000	3.6850	3.6787	3.7916	3.8952	3.8675	37
USD/RUB	→	74.50~	73.08	72.33	70.00	68.47	67.67	66.75	65.04	62.05	68.72	73.08	67.97	45	
Other Markets	S&P 500 Futures	↘	2100	2071	2068	2055	2050	2035	2010	1996	1939	1984	1927	2005	79
	DAX Futures	↘	11000	10693	10165	10000	9615	9500	9395	9000	8690	9874	9607	10357	37
	US 10y Futures	↗	131-14	131-10	131-00	130-31	130.24	130-18	130-03	129-23	129-17	129.84	129.68	127.17	48
	Bund Futures	↗	167.00	166.00	165.00	164.50	164.19	163.03	162.22	161.80	160.81	162.77	162.69	158.02	37
	WTI Oil Futures	↘	38.56	37.71	37.21	37.00	36.85	35.24	34.68	34.00	32.42	36.19	33.89	45.43	66

	Trends	Res 4	Res 3	Res 2	Res 1	Spot	Sup 1	Sup 2	Sup 3	Sup 4	MA20	MA 50	MA 200	RSI 9	
Scandies	EUR/SEK	→	9.3143 14 Mar high	9.3066 17 Mar high	9.2944 28 Mar high	9.2720 5 Apr high	9.2492	9.2332 1Apr low	9.2157 30/31Mar low	9.2060 16/17Mar low	9.1454 4 Jan low	9.2595	9.3337	9.3523	45
	EUR/NOK	→	9.6200 24 Feb high	9.5710 10 Mar high	9.5280 16 Mar high	9.5125 5 Apr high	9.4782	9.4340 4 Apr low	9.3950 31Mar low	9.3705 18 Mar low	9.3170 7 Mar low	9.4571	9.4870	9.3414	54
	USD/SEK	→	8.2613 24 Mar low	8.2227 23 Mar low	8.2044 30 Mar high	8.1666 5 Apr high	8.1346	8.1076 4 Apr low	8.0785 1Apr low	8.0314 18 Jun low	8.0003 14 Jan '15 low	8.2287	8.3833	8.4674	30
	USD/NOK	→	8.5215 24 Mar high	8.4590 200-day MA	8.4140 28 Mar low	8.3810 29 Mar low	8.3311	8.2850 4 Apr low	8.2510 1Apr low	8.2000 figure	8.1735 22 Oct low	8.4022	8.5184	8.4561	40
	EUR/DKK	→	7.4570 mid-Mar highs	7.4525~ mid-20'15 lows	7.4475 Mon am sell accel	7.4445 Mon pm sell accel	7.4436	7.44~ Feb-'15 lows	7.4398 Mon low	7.4345 22-Jan-'15 low	7.4290 Jan-'15/ last yr low	7.4531	7.4588	7.4609	29
	NOK/SEK	↘	0.9928 11Mar high	0.9892 18 Mar high	0.9847 28 Mar high	0.9804 4 Apr high	0.9751	0.9736 28 Mar low	0.9728 23 Mar low	0.9670 16 Mar low	0.9613 21Jan low	0.9778	0.9825	1.0004	44
Majors	EUR/USD	→	1.1623 25 Aug high	1.1495 15 Oct high	1.1460 18 Sep high	1.1438 1Apr high	1.1370	1.1335 1Apr low	1.1300 figure	1.1220 28 Mar high	1.1169 29 Mar low	1.1252	1.1133	1.1044	70
	USD/JPY	↘	112.45 intraday level	112.00 figure	111.75 intraday level	111.10 4 Apr low	110.36	109.95 5Apr low	109.47 30 Oct 14 high	109.00 figure	108.75 30 Oct 14 low	112.34	113.77	119.43	27
	EUR/GBP	↗	.8158 Feb 2014 low	.8100 618%2013/2015	.8066 10 Sep 14 high	.8055 5 Apr high	0.8027	.7960 4 Apr low	.7929 25 Feb high	.7831 29 Mar low	.7775 18 Mar low	0.7882	0.7798	0.7382	69
	GBP/USD	↘	1.4372 1Apr high	1.4322 4 Apr high	1.4279 5Apr high	1.4250 intraday level	1.4161	1.4110 25Mar low	1.4053 16 Mar low	1.4033 3 Mar low	1.3905 1Mar low	1.4274	1.4274	1.4975	42
	USD/CHF	↘	0.9763 29 Mar high	0.9723 28 Mar low	0.9651 17 Mar low	0.9626 1Apr high	0.9567	0.9547 5Apr low	0.9528 21Oct low	0.9476 15 Oct low	0.9455 intraday level	0.9709	0.9848	0.9821	26
	EUR/JPY	↘	128.22 31Mar high	127.43 intraday level	127.10 1Apr low	126.45 4 Apr low	125.53	125.25 5Apr low	125.10 15Mar low	124.68 22 Mar low	123.65 10 Mar low	126.41	126.66	131.87	40
	EUR/CHF	↘	1.1023 10 Mar high	1.0996 17 Mar high	1.0954 31Mar high	1.0906 1Apr low	1.0881	1.0875 3 Mar high	1.0849 200-day MA	1.0810 29 Feb low	1.0778 30 Dec low	1.0927	1.0965	1.0846	36
	AUD/USD	↘	.7723 31Mar high	.7679 4 Apr high	.7640 intraday level	.7599 1,4 Apr lows	0.7559	.7510 29 Mar low	.7477 24 Mar low	.7445 15 Mar low	.7415 16 Mar low	0.7570	0.7342	0.7232	50
	USD/CAD	→	1.3495 50-day MA	1.3375 200-day MA	1.3296 24 Mar high	1.3216 29 Mar high	1.3121	1.3087 04 Apr high	1.3000 break level	1.2900 figure	1.2853 31Mar low	1.3133	1.3474	1.3382	48
	NZD/USD	→	.6966 31Mar high	.6937 1Apr high	.6882 31Mar low	.6836 1Apr low	0.6812	.6760 5Apr low	.6718 29 Mar low	.6669 28 Mar low, lowe	.6613 200-day MA	0.6768	0.6694	0.6608	53
	EUR/CAD	↘	1.5265 24-Feb high	1.5145 25-Feb high	1.5015 10-Mar high	1.4975 1-Apr high	1.4923	1.4810 TriBOpoint	1.4645 31-Mar low	1.4525 1-Mar low	1.4380 10-Mar low	1.4780	1.5001	1.4777	60
	GBP/JPY	↘	159.59 4 Apr high	158.87 5Apr high	158.45 22 Mar low	157.15 intraday level	156.33	155.73 5Apr low	154.73 24 Feb /9 Oct 20	154.15 6 Sep 2013 low	153.58 19 Aug 2013 high	160.34	162.42	179.01	29
EM	USD/CNH	→	6.5317 26 Feb low	6.5293 25 Mar high	6.5200 29 Mar high	6.5028 Trendline fr 7/11 high	6.4845	6.4688 5Apr low	6.4572 1Apr low	6.4443 18 Mar low	6.4366 200-day MA line	6.4886	6.5228	6.4400	47
	USD/ZAR	→	16.240 16-Mar high	15.620 28-Mar high	15.380 28-Mar low	15.0550 17-Mar low	15.015	14.490 30-Nov high	14.240 3-Dec low	13.885 20-Nov low	13.720 4-Nov low	15.232	15.513	14.358	45
	USD/BRL	↗	3.8690 100-day MA	3.8380 29 Dec low	3.8240 50-day MA	3.7540 200-day MA	3.6804	3.6330 50-week MA	3.5450 04 Apr low	3.5310 31Mar low	3.5000 H&S target	3.6422	3.8153	3.7598	53
	USD/MXN	↗	18.000 50-day MA	17.952 17 Feb low	17.680 intraday high	17.655 100-day MA	17.641	17.376 break level	17.292 04 Apr low	17.239 01Apr low	17.066 200-day MA	17.514	17.982	17.087	56
	EUR/PLN	↗	4.3700 20'15 high, st-Feb	4.2950 mid-Mar high volr	4.2845 24-Mar high	4.2815 30-Mar high	4.2637	4.2400~ fr 28-Mar high vol	4.2240~ 30-Dec-'15 lo. Mo	4.2045 11-Nov-'15 low	4.1785~ 21, 22-Sep-'15 low	4.2658	4.3348	4.2689	48
	EUR/CZK	→	27.19~ 1-Oct high	27.140 Oct high	27.130 11-Feb YTD high	27.102 fr 29-Feb highs	27.005	27.00~ Mar lows	26.974 22-Mar low	26.960 Feb low	26.949 Dec-'15/ last year	27.026	27.025	27.042	44
	EUR/HUF	↗	319.10 12-Jan YTD high	318.00 Jul high, 11-Dec hi	316.35 20-Jan high	315.00 30, 31-Mar highs	312.74	312.45 29-Mar low	309.20 21-Mar low	307.30 4-Mar low	306.72 start Aug-'15 lows	311.94	310.74	311.95	53
	EUR/TRY	→	3.3145 19-Feb high	3.2830 22-Feb high	3.2705 29-Feb high	3.2495 17-Mar high	3.2157	3.1640 3-Mar low	3.1380 18-Dec low	3.1175 10-Mar low	3.0775 2-Dec high	3.2124	3.2328	3.2036	51
	USD/PLN	→	3.9013 50-day MA	3.8656 200-day MA	3.8413 24 Mar high	3.8000 break level	3.7505	3.7056 01Apr low	3.7000 projection	3.6850 break level	3.6787 Oct '15 low	3.7916	3.8952	3.8675	37
USD/RUB	→	74.50~ Jan-Feb lows	73.08 50-day MA	72.33 100-day MA	70.00 figure	68.47	67.67 200-day MA	66.75 31-Mar low	65.04 50-week MA	62.05 Nov '15 low	68.72	73.08	67.97	45	
Other Markets	S&P 500 Futures	↘	2100 figure	2071 04 Apr high	2068 30 Dec high	2055 intraday high	2050	2035 01Apr low	2010 50-week MA	1996 200-day MA	1939 13 Jan high	1984	1927	2005	79
	DAX Futures	↘	11000 figure	10693 gap break	10165 13 Jan high	10000 break level	9615	9500 projection	9395 10 Mar low	9000 gap break	8690 11Feb low	9874	9607	10357	37
	US 10y Futures	↗	131-14 24 Feb high	131-10 break level	131-00 figure	130-31 intraday high	130.24	130-18 intraday low	130-03 break level	129-23 50-day MA	129-17 break level	129.84	129.68	127.17	48
	Bund Futures	↗	167.00 Range target	166.00 figure	165.00 ABC move	164.50 Trend top, MM	164.19	163.03 31-Mar low	162.22 23-Mar low	161.80 16-Mar high, gap	160.81 10-Mar low	162.77	162.69	158.02	37
	WTI Oil Futures	↘	38.56 100-day MA	37.71 15 Mar low	37.21 04 Apr high	37.00 figure	36.85	35.24 intraday low	34.68 618%retracement	34.00 break level	32.42 24 Feb low	36.19	33.89	45.43	66

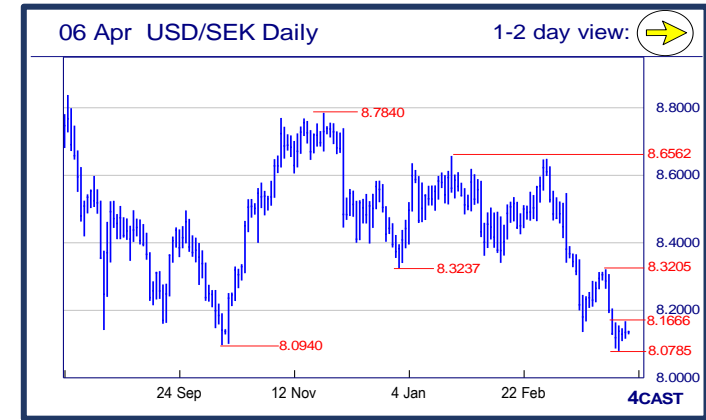
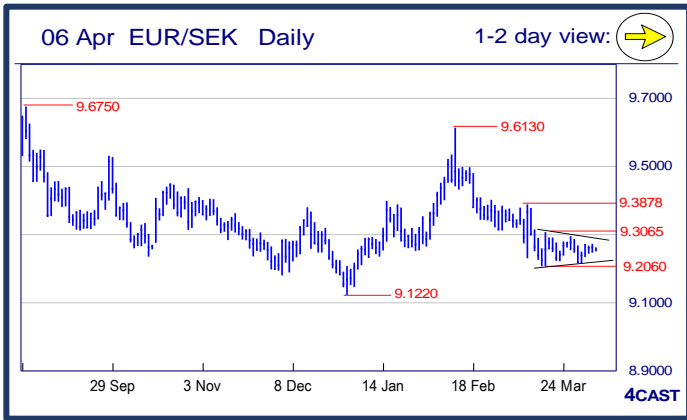


Strong uptrend    Weak uptrend or higher in range    Sideways or in range    Weak downtrend or lower in range    Strong downtrend



### NOK, SEK opening updates

	1 day view	Resistance	Support	4cast
EUR/NOK		9.6200 9.5710 9.5280 9.5125	9.4340 9.3950 9.3705 9.3170	Break of the 9.5030 high of last week see upside checked at 9.5125 high so far. Clearance will expose the 9.5280 and 9.5710 highs to retest. Support at 9.4.40 then the 9.3950 low, now protecting the downside. [P.L]
EUR/SEK		9.3143 9.3066 9.2944 9.2720	9.2332 9.2157 9.2060 9.1454	Both daily chart pattern and technical tools seen at neutral ground, prolonging consolidation within the perimeters of a 3-week symmetrical-triangle and need a breakout of wider 9.2157-9.2944 band to provide stronger signals. [W.T]
USD/NOK		8.5215 8.4590 8.4140 8.3810	8.2850 8.2510 8.2000 8.1735	Rejection from the 8.3800 high see a long upper wick weighing and see risk for setback below the 8.3000 level to expose 8.2510 low to retest. Need lift over the 8.3810 and 8.4000 level to trigger stronger recovery. [P.L]
USD/SEK		8.2613 8.2227 8.2044 8.1666	8.1076 8.0785 8.0314 8.0003	Consolidation seen last few sessions a touch choppy but still keeping the broader downmove from 8.6476 high in order and ability to clear lower and stronger support at 8.0785 will signal bearish run back in motion. [W.T]



Strong uptrend   
 Weak uptrend or higher in range   
 Sideways or in range   
 Weak downtrend or lower in range   
 Strong downtrend

Copyright and other intellectual property rights in the material in this document belong to 4CAST Limited and/or 4CAST Inc (4CAST). The material shall not, under any circumstances, be reproduced or distributed in whole or part without the prior written consent of 4CAST. The material in this document is based upon information which 4CAST considers to be reliable and the analysis and opinion in the material represents the view of 4CAST at the time of transmission (unless stated otherwise). Such analysis and opinion is subject to change without notice. The material is intended for use by parties knowledgeable and experienced in the financial sector and is only one source amongst others to be considered in carrying on their business or activity. ACCORDINGLY 4CAST MAKES NO REPRESENTATION OR WARRANTY EXPRESS OR IMPLIED STATUTORY OR OTHERWISE (INCLUDING BUT NOT LIMITED TO) THE ACCURACY OF THE MATERIAL IN THIS DOCUMENT OR THE FITNESS FOR PURPOSE AND ALL SUCH REPRESENTATIONS AND WARRANTIES ARE HEREBY EXPRESSLY EXCLUDED. 4CAST does not give or purport to give investment advice. Any action taken by users on the basis of material in this document is entirely at their own risk. Independent investment advice should be sought where appropriate. 4CAST website may link to or be linked to other Internet sites. 4CAST does not accept responsibility for the content of such other sites. 4CAST's terms and conditions of business apply to all fee-paying subscribers and trial users.