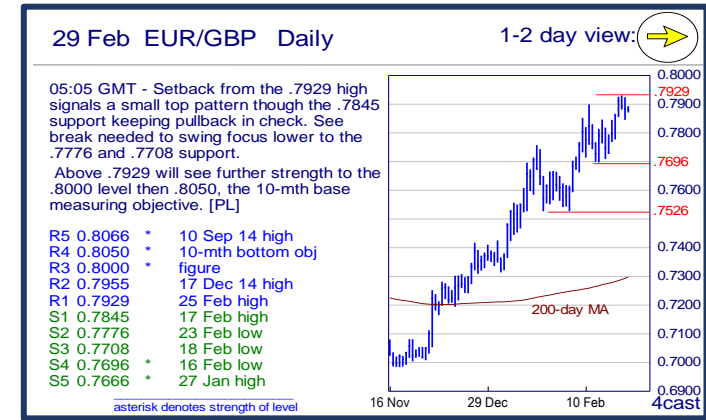
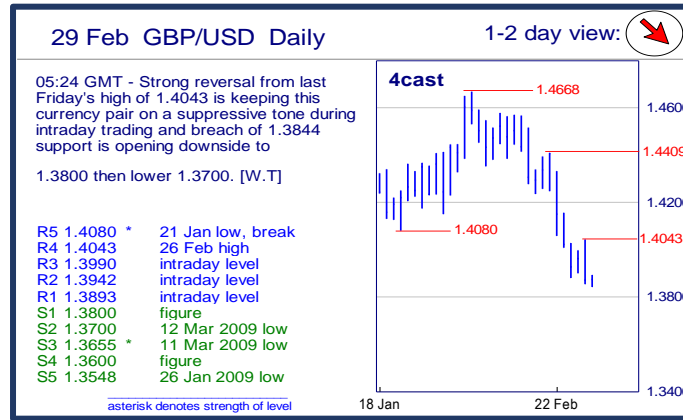
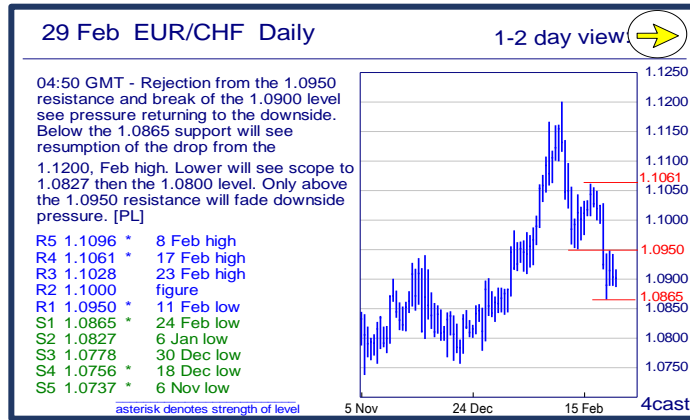
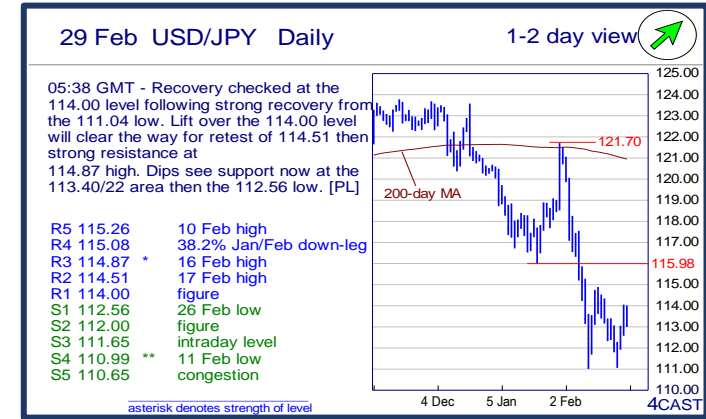
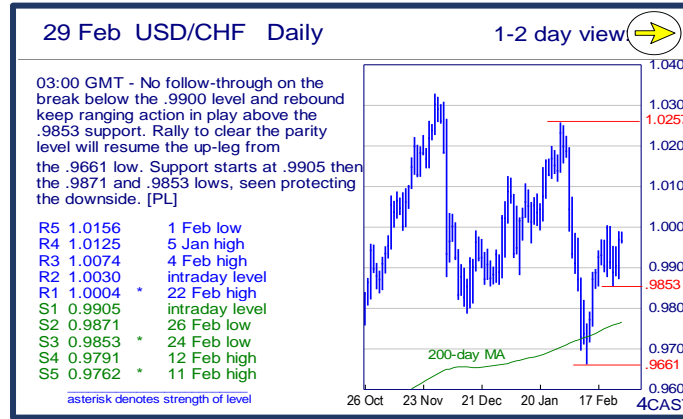
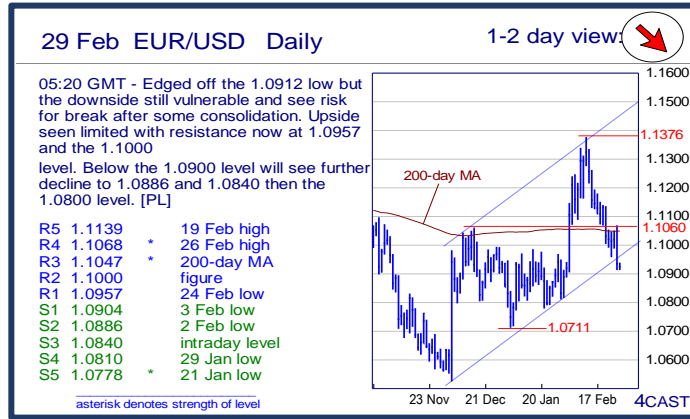


	Trends	Res 4	Res 3	Res 2	Res 1	Spot	Sup 1	Sup 2	Sup 3	Sup 4	MA20	MA50	MA200	RSI 9	
Scandies	EUR/SEK	↘	9.4797	9.4312	9.4088	9.3863	9.3571	9.3205	9.2844	9.2514	9.2304	9.4144	9.3212	9.3519	43
	EUR/NOK	↘	9.6475	9.6200	9.5745	9.5410	9.4890	9.4430	9.4210	9.3780	9.3280	9.5621	9.5667	9.2452	42
	USD/SEK	↗	8.6694	8.6562	8.6180	8.5825	8.5550	8.5257	8.4630	8.4422	8.4242	8.4673	8.4894	8.4660	64
	USD/NOK	↗	8.8335	8.7925	8.7610	8.7460	8.6756	8.6570	8.5885	8.5335	8.5005	8.5978	8.7113	8.3692	57
	EUR/DKK	↘	7.4685	7.4665	7.4662	7.4647	7.4600	7.4570	7.4568	7.4545	7.4518	7.4631	7.4629	7.4616	30
	NOK/SEK	→	0.9985	0.9960	0.9920	0.9899	0.9848	0.9810	0.9768	0.9734	0.9613	0.9832	0.9730	1.0112	53
Majors	EUR/USD	↘	1.1068	1.1047	1.1000	1.0957	1.0936	1.0904	1.0886	1.0840	1.0810	1.1117	1.0977	1.1046	33
	USD/JPY	↗	115.08	114.87	114.51	114.00	112.99	112.56	112.00	111.65	110.99	114.35	117.13	120.92	41
	EUR/GBP	→	.8050	.8000	.7955	.7929	0.7881	.7845	.7776	.7708	.7696	0.7771	0.7606	0.7294	66
	GBP/USD	↘	1.4043	1.3990	1.3942	1.3893	1.3875	1.3800	1.3700	1.3655	1.3600	1.4303	1.4434	1.5150	25
	USD/CHF	→	1.0125	1.0074	1.0030	1.0004	0.9957	0.9905	0.9871	0.9853	0.9791	0.9899	0.9974	0.9762	55
	EUR/JPY	↗	127.40	126.62	126.10	125.01	123.58	123.00	122.46	121.95	120.93	127.12	128.54	133.54	26
	EUR/CHF	→	1.1061	1.1028	1.1000	1.0950	1.0894	1.0865	1.0827	1.0778	1.0756	1.1006	1.0952	1.0782	31
	AUD/USD	↘	.7261	.7259	.7200	.7146	0.7142	.7069	.7046	.7000	.6974	0.7139	0.7105	0.7258	49
	USD/CAD	↘	1.3988	1.3910	1.3859	1.3637	1.3520	1.3505	1.3500	1.3477	1.3400	1.3779	1.3975	1.3272	31
	NZD/USD	↘	.6775	.6752	.6674	.6647	0.6589	.6565	.6545	.6509	.6450	0.6642	0.6625	0.6643	45
	EUR/CAD	↘	1.5530	1.5390	1.5265	1.5055	1.4789	1.4675	1.4500	1.4380	1.4225	1.5320	1.5340	1.4655	27
GBP/JPY	→	159.14	158.88	158.56	158.16	156.7800	156.60	155.79	155.02	154.73	163.5750	169.1032	183.3039	26	
EM	USD/CNH	↗	6.6188	6.5918	6.5867	6.5560	6.5498	6.5317	6.5256	6.5164	6.4988	6.5451	6.5758	6.4006	55
	USD/ZAR	↘	16.970	16.650	16.440	16.270	16.1003	15.445	15.055	14.790	14.490	15.7657	15.9318	13.9503	62
	USD/BRL	↘	4.1230	4.0950	4.0730	4.0220	3.9918	3.9190	3.9070	3.8000	3.7700	3.9637	3.9941	3.6835	52
	USD/MXN	↘	19.440	19.000	18.620	18.394	18.270	18.068	18.000	17.952	17.465	18.475	18.094	16.800	46
	EUR/PLN	↘	4.50~	4.4720	4.4175	4.3865	4.3670	4.3285	4.3000	4.2680	4.2240	4.3948	4.3739	4.2520	42
	EUR/CZK	→	27.19~	27.140	27.131	27.087	26.972	26.960	26.949	26.914	25.710	27.021	27.017	27.080	35
	EUR/HUF	→	318.00	316.35	314.65	313.00	310.90	308-9	306.70	306.48	304.40	310.03	312.39	311.98	55
	EUR/TRY	↘	3.3545	3.3420	3.3145	3.2830	3.2717	3.1980	3.1635	3.1380	3.1175	3.2690	3.2533	3.1750	52
	USD/PLN	↗	4.1000	4.0481	4.0016	4.0000	3.9983	3.9832	3.9467	3.8881	3.8590	3.9550	3.9859	3.8519	59
USD/RUB	↘	85.95	82.25	80.63	78.56	75.84	73.50~	72.32	71.70	70.59	77.21	76.19	65.88	45	
Other Markets	S&P 500 Futures	→	1983	1977	1964	1959	1938	1929	1877	1800	1795	1900	1935	2011	59
	DAX Futures	→	9923	9800	9620	9586	9526	9122	9000	8690	8350	9276	9765	10551	56
	US 10y Futures	→	132-20+	131-19	131-14	131-07+	130.89	130-07+	129-31+	129-26	129-00	130.80	128.71	126.89	54
	Bund Futures	↗	168.00	167.00	166.50	166.25	165.95	164.75	163.72	162.70	161.55	159.85	161.52	157.73	49
	WTI Oil Futures	→	35.08	35.00	34.69	34.35	32.88	32.40	30.56	29.78	28.74	30.48	33.59	47.35	56

	Trends	Res 4	Res 3	Res 2	Res 1	Spot	Sup 1	Sup 2	Sup 3	Sup 4	MA20	MA 50	MA 200	RSI 9	
Scandies	EUR/SEK	↘	9.4797 18 Feb high	9.4312 12 Feb low	9.4088 22 Feb high	9.3863 26 Feb high	9.3571	9.3205 26 Feb low	9.2844 2 Feb low	9.2514 27 Jan low	9.2304 8 Jan low	9.4144	9.3212	9.3519	43
	EUR/NOK	↘	9.6475 17 Feb high	9.6200 24 Feb high	9.5745 25 Feb high	9.5410 26 Feb high	9.4890	9.4430 23 Feb low	9.4210 25 Jan low	9.3780 29 Jan low	9.3280 3 Dec high	9.5621	9.5667	9.2452	42
	USD/SEK	↗	8.6694 25 Nov low	8.6562 21 Jan high	8.6180 29 Jan high	8.5825 3 Feb high	8.5550	8.5257 intraday level	8.4630 26 Feb low	8.4422 22 Feb low	8.4242 19 Feb low	8.4673	8.4894	8.4660	64
	USD/NOK	↗	8.8335 17 Dec high	8.7925 25 Jan high	8.7610 24 Feb high	8.7460 2 Feb high	8.6756	8.6570 15 Feb high	8.5885 24 Feb low	8.5335 18 Feb low	8.5005 11 Feb low	8.5978	8.7113	8.3692	57
	EUR/DKK	↘	7.4685 May-15 high	7.4665 24-Dec high	7.4662 16-Feb YTD high	7.4647 24-Feb high	7.4600	7.4570 7-Jan low	7.4568 Dec-15 low	7.4545 Oct-15 low	7.4518 Jul-15 low	7.4631	7.4629	7.4616	30
	NOK/SEK	→	0.9985 18 Feb high	0.9960 intraday level	0.9920 intraday level	0.9899 23 Feb high	0.9848	0.9810 29 Feb low	0.9768 25 Feb low	0.9734 11 Feb low	0.9613 21 Jan low	0.9832	0.9730	1.0112	53
Majors	EUR/USD	↘	1.1068 26 Feb high	1.1047 200-day MA	1.1000 figure	1.0957 24 Feb low	1.0936	1.0904 3 Feb low	1.0886 2 Feb low	1.0840 intraday level	1.0810 29 Jan low	1.1117	1.0977	1.1046	33
	USD/JPY	↗	115.08 38.2%Jan/Feb dc	114.87 16 Feb high	114.51 17 Feb high	114.00 figure	112.99	112.56 26 Feb low	112.00 figure	111.65 intraday level	110.99 11 Feb low	114.35	117.13	120.92	41
	EUR/GBP	→	.8050 10-mth bottom ob	.8000 figure	.7955 17 Dec 14 high	.7929 25 Feb high	0.7881	.7845 17 Feb high	.7776 23 Feb low	.7708 18 Feb low	.7696 16 Feb low	0.7771	0.7606	0.7294	66
	GBP/USD	↘	1.4043 26 Feb high	1.3990 intraday level	1.3942 intraday level	1.3893 intraday level	1.3875	1.3800 figure	1.3700 12 Mar 2009 low	1.3655 11 Mar 2009 low	1.3600 figure	1.4303	1.4434	1.5150	25
	USD/CHF	→	1.0125 5 Jan high	1.0074 4 Feb high	1.0030 intraday level	1.0004 22 Feb high	0.9957	0.9905 intraday level	0.9871 26 Feb low	0.9853 24 Feb low	0.9791 12 Feb high	0.9899	0.9974	0.9762	55
	EUR/JPY	↗	127.40 17 Feb high	126.62 16 Feb low	126.10 20 15 low	125.01 26 Feb high	123.58	123.00 figure	122.46 24 Feb low	121.95 50%2012/2014 up	120.93 28 Mar high	127.12	128.54	133.54	26
	EUR/CHF	→	1.1061 17 Feb high	1.1028 23 Feb high	1.1000 figure	1.0950 11 Feb low	1.0894	1.0865 24 Feb low	1.0827 6 Jan low	1.0778 30 Dec low	1.0756 18 Dec low	1.1006	1.0952	1.0782	31
	AUD/USD	↓	.7261 200-day MA	.7259 23 Feb high	.7200 figure	.7146 24 Feb low, break	0.7142	.7069 19 Feb low	.7046 22 Jan high	.7000 figure	.6974 9 Feb low	0.7139	0.7105	0.7258	49
	USD/CAD	↘	1.3988 50-day MA	1.3910 16 Feb high	1.3859 24 Feb high	1.3637 100-day MA	1.3520	1.3505 intraday low	1.3500 figure	1.3477 projection	1.3400 figure	1.3779	1.3975	1.3272	31
	NZD/USD	↓	.6775 26 Feb high	.6752 5 Feb high	.6674 24 Feb high	.6647 200-day MA	0.6589	.6565 19 Feb low	.6545 16 Feb low	.6509 3 Feb low	.6450 1 Feb low	0.6642	0.6625	0.6643	45
	EUR/CAD	↘	1.5530 17-Feb high	1.5390 19-Feb high	1.5265 24-Feb high	1.5055 24-Feb low	1.4789	1.4675 7-Dec high	1.4500 7-Dec low	1.4380 12-Nov high	1.4225 1-Dec high	1.5320	1.5340	1.4655	27
GBP/JPY	→	159.14 intraday level	158.88 intraday level	158.56 26 Feb high	158.16 intraday level	156.78	156.60 intraday level	155.79 25 Feb low	155.02 intraday level	154.73 24 Feb /9 Oct 20	163.58	169.10	183.30	26	
EM	USD/CNH	↗	6.6188 4 Feb high	6.5918 29 Jan low	6.5867 8 Feb high	6.5560 Resistance line fr	6.5498	6.5317 26 Feb low	6.5256 23 Feb low	6.5164 18 Feb low	6.4988 16 Feb low	6.5451	6.5758	6.4006	55
	USD/ZAR	↘	16.970 18-Jan high	16.650 26-Jan high	16.440 3-Feb high	16.270 9-Feb high	16.100	15.445 22-Feb high	15.055 23-Feb low	14.790 16-Dec low	14.490 30-Nov high	15.766	15.932	13.950	62
	USD/BRL	↘	4.1230 28 Jan high	4.0950 29 Jan high	4.0730 07 Jan high	4.0220 22 Feb high	3.9918	3.9190 25 Feb low	3.9070 100-day MA	3.8000 break level	3.7700 projection	3.9637	3.9941	3.6835	52
	USD/MXN	↘	19.440 11 Feb high	19.000 figure	18.620 10 Feb low	18.394 18 Feb high	18.270	18.068 50-day MA	18.000 figure	17.952 17 Feb low	17.465 break level	18.475	18.094	16.800	46
	EUR/PLN	↘	4.50~ fr mid-Jan highs	4.4720 9-Feb high	4.4175 16-Feb/ last week	4.3865 24-Feb high	4.3670	4.3285 13-Jan low	4.3000 figure	4.2680 4-Jan low	4.2240 30-Dec low	4.3948	4.3739	4.2520	42
	EUR/CZK	→	27.19~ 1-Oct high	27.140 Oct high	27.131 11-Feb YTD high	27.087 5-Feb high	26.972	26.960 Feb low	26.949 Dec-15/ last year l	26.914 8-Nov-13 low	25.710 7-Nov-13 low	27.021	27.017	27.080	35
	EUR/HUF	→	318.00 Jul high, 11-Dec hi	316.35 20-Jan high	314.65 28-Jan high	313.00 9 & 11-Feb highs	310.90	308-9 Wed accel	306.70 start Aug-15 lows	306.48 22-Feb low	304.40 19-May-15 low	310.03	312.39	311.98	55
	EUR/TRY	↘	3.3545 20-Jan high	3.3420 11-Feb high	3.3145 19-Feb high	3.2830 22-Feb high	3.2717	3.1980 1-Feb low	3.1635 4-Jan low	3.1380 18-Dec low	3.1175 27-Nov high	3.2690	3.2533	3.1750	52
	USD/PLN	↗	4.1000 break level	4.0481 03 Feb high	4.0016 08 Feb high	4.0000 figure	3.9983	3.9832 50-day MA	3.9467 100-day MA	3.8881 11 Feb low	3.8590 28 Dec low	3.9550	3.9859	3.8519	59
USD/RUB	↘	85.95 21 Jan YTD high	82.25 26 Jan high	80.63 11 Feb high	78.56 22 Feb high	75.84	73.50~ uptrend from May	72.32 05 Jan low	71.70 20 15 tops	70.59 100-day MA	77.21	76.19	65.88	45	
Other Markets	S&P 500 Futures	→	1983 100-day MA	1977 break level	1964 06 Jan low	1959 26 Feb high	1938	1929 50-day MA	1877 24 Feb low	1800 figure	1795 Jan/Feb lows	1900	1935	2011	59
	DAX Futures	→	9923 27 Jan high	9800 break level	9620 04 Feb high	9586 22 Feb high	9526	9122 24 Feb low	9000 gap break	8690 11 Feb low	8350 early-Oct '14 low	9276	9765	10551	56
	US 10y Futures	→	132-20+ 11 Feb high	131-19 12 Feb high	131-14 24 Feb high	131-07+ 25 Feb high	130.89	130-07+ 26 Feb low	129-31+ 23 Feb low	129-26 17 Feb low	129-00 figure	130.80	128.71	126.89	54
	Bund Futures	↗	168.00 figure	167.00 figure	166.50 projection	166.25 24.25-Feb high	165.95	164.75 23-Feb low	163.72 08-Feb low	162.70 29-Jan low, gap	161.55 26-Jan low	159.85	161.52	157.73	49
	WTI Oil Futures	→	35.08 04 Feb high	35.00 figure	34.69 figure	34.35 50-day MA	32.88	32.40 24 Feb high	30.56 24 Feb low	29.78 12 Feb low	28.74 11 Feb low	30.48	33.59	47.35	56

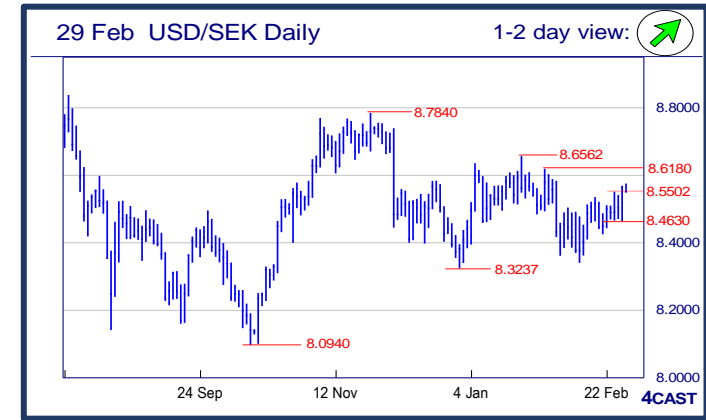
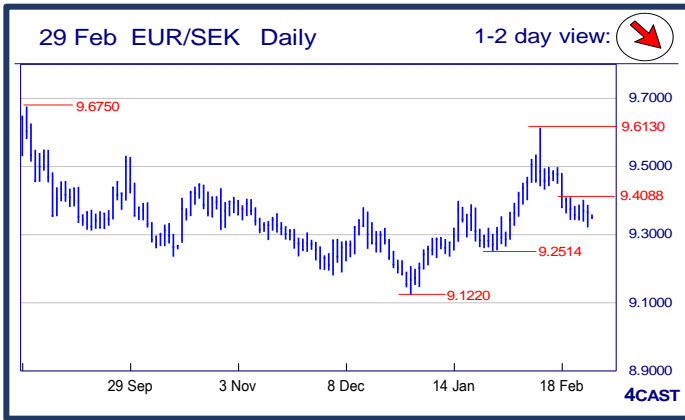


Strong uptrend    Weak uptrend or higher in range    Sideways or in range    Weak downtrend or lower in range    Strong downtrend



### NOK, SEK opening updates

	1 day view	Resistance	Support	4cast
EUR/NOK		9.6475 9.6200 9.5745 9.5410	9.4430 9.4210 9.3780 9.3280	Pressuring the downside though the 9.4430 low still intact. Risk is seen for break to shift focus to 9.4000 level then the 9.3780 YTD low. Resistance now at 9.5410 and 9.5745 then the 9.6200 high, seen capping. [P.L]
EUR/SEK		9.4797 9.4312 9.4088 9.3863	9.3205 9.2844 9.2514 9.2304	Bears extended decline to 9.3205 low last Friday but sharp reaction from the latter in the appearance of a long lower shadow is making current downmove from 9.6130 high choppy and selling upticks still favoured below 9.4088 hurdle. [W.T]
USD/NOK		8.8335 8.7925 8.7610 8.7460	8.6570 8.5885 8.5335 8.5005	Bounce from th 8.5930 low keep the 8.7610/8.5885 range in focus and regaining the 8.7000 level see scope for retest of the 8.7610 high. Support now at 8.6570 then the 8.5885 low where break is needed to weaken. [P.L]
USD/SEK		8.6694 8.6562 8.6180 8.5825	8.5257 8.4630 8.4422 8.4242	Strong upmove towards closing last Friday above 8.5502 hurdle seen reviving broader upmove from 8.3395 low and shifting focus higher towards next target at 8.6180. Only break of 8.4630 support to turn focus towards downside. [W.T]



Strong uptrend   
 Weak uptrend or higher in range   
 Sideways or in range   
 Weak downtrend or lower in range   
 Strong downtrend

Copyright and other intellectual property rights in the material in this document belong to 4CAST Limited and/or 4CAST Inc (4CAST). The material shall not, under any circumstances, be reproduced or distributed in whole or part without the prior written consent of 4CAST. The material in this document is based upon information which 4CAST considers to be reliable and the analysis and opinion in the material represents the view of 4CAST at the time of transmission (unless stated otherwise). Such analysis and opinion is subject to change without notice. The material is intended for use by parties knowledgeable and experienced in the financial sector and is only one source amongst others to be considered in carrying on their business or activity. ACCORDINGLY 4CAST MAKES NO REPRESENTATION OR WARRANTY EXPRESS OR IMPLIED STATUTORY OR OTHERWISE (INCLUDING BUT NOT LIMITED TO) THE ACCURACY OF THE MATERIAL IN THIS DOCUMENT OR THE FITNESS FOR PURPOSE AND ALL SUCH REPRESENTATIONS AND WARRANTIES ARE HEREBY EXPRESSLY EXCLUDED. 4CAST does not give or purport to give investment advice. Any action taken by users on the basis of material in this document is entirely at their own risk. Independent investment advice should be sought where appropriate. 4CAST website may link to or be linked to other Internet sites. 4CAST does not accept responsibility for the content of such other sites. 4CAST's terms and conditions of business apply to all fee-paying subscribers and trial users.