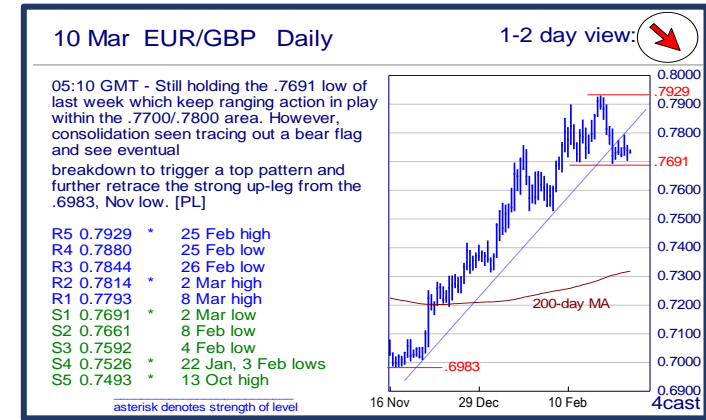
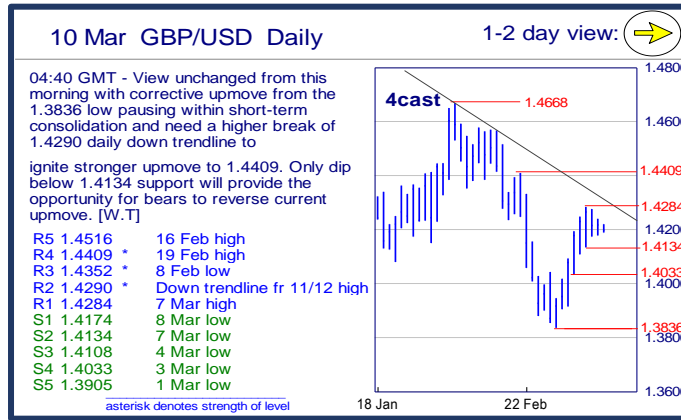
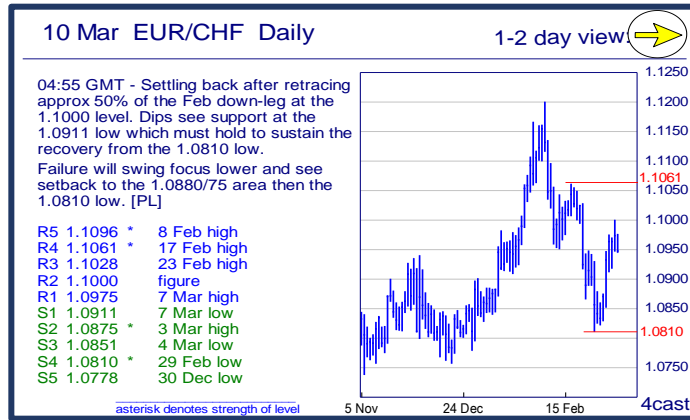
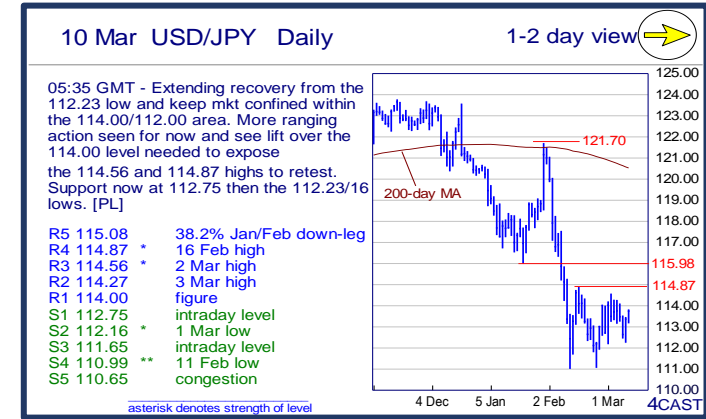
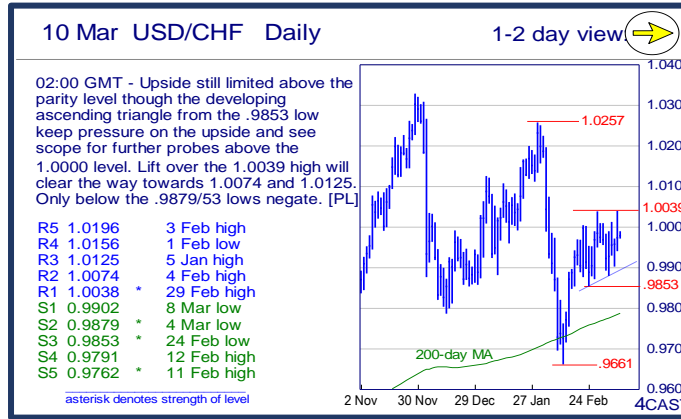
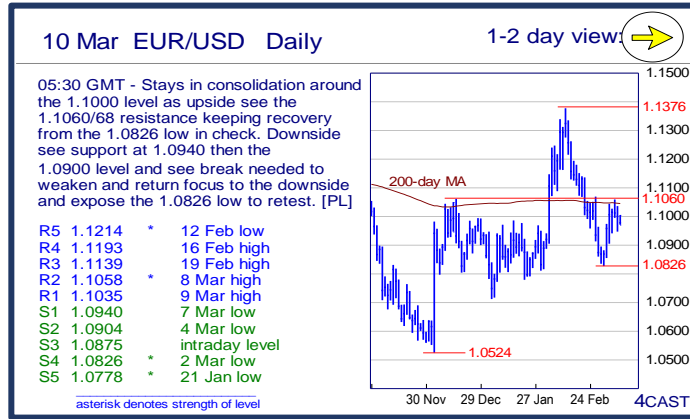


	Trends	Res 4	Res 3	Res 2	Res 1	Spot	Sup 1	Sup 2	Sup 3	Sup 4	MA20	MA50	MA200	RSI 9	
Scandies	EUR/SEK	↓	9.4088	9.3863	9.3455	9.3110	9.2895	9.2514	9.2304	9.1965	9.1454	9.3709	9.3426	9.3519	34
	EUR/NOK	↘	9.5225	9.5000	9.4685	9.4345	9.3746	9.3615	9.3170	9.3000	9.2760	9.4770	9.5391	9.2762	40
	USD/SEK	↓	8.5530	8.5336	8.5174	8.4700	8.4636	8.4128	8.4000	8.3610	8.3395	8.4994	8.5062	8.4687	44
	USD/NOK	↘	8.7380	8.7000	8.6325	8.5995	8.5400	8.4975	8.4740	8.4465	8.4000	8.5914	8.6835	8.3997	44
	EUR/DKK	→	7.4665	7.4662	7.4647	7.4630-40	7.4602	7.4600	7.4554	7.4545	7.4518	7.4618	7.4625	7.4616	42
	NOK/SEK	→	1.0027	1.0010	0.9977	0.9925	0.9904	0.9873	0.9830	0.9821	0.9788	0.9877	0.9781	1.0076	53
Majors	EUR/USD	→	1.1193	1.1139	1.1058	1.1035	1.0975	1.0940	1.0904	1.0875	1.0826	1.1024	1.0980	1.1042	46
	USD/JPY	→	114.87	114.56	114.27	114.00	113.71	112.75	112.16	111.65	110.99	113.32	115.99	120.49	51
	EUR/GBP	↘	.7880	.7844	.7814	.7793	0.7729	.7691	.7661	.7592	.7526	0.7778	0.7664	0.7315	44
	GBP/USD	→	1.4409	1.4352	1.4290	1.4284	1.4197	1.4174	1.4134	1.4108	1.4033	1.4171	1.4326	1.5104	52
	USD/CHF	→	1.0156	1.0125	1.0074	1.0038	0.9972	0.9902	0.9879	0.9853	0.9791	0.9926	0.9983	0.9784	57
	EUR/JPY	→	126.10	125.59	125.20	124.89	124.83	124.00	123.06	122.09	121.95	124.94	127.34	133.04	48
	EUR/CHF	→	1.1061	1.1028	1.1000	1.0975	1.0946	1.0911	1.0875	1.0851	1.0810	1.0945	1.0964	1.0802	51
	AUD/USD	→	.7658	.7598	.7533	.7500	0.7472	.7410	.7385	.7340	.7301	0.7253	0.7125	0.7246	73
	USD/CAD	→	1.3859	1.3671	1.3470	1.3299	1.3270	1.3228	1.3205	1.3200	1.3112	1.3560	1.3893	1.3308	31
	NZD/USD	↓	.6821	.6800	.6750	.6715	0.6636	.6629	.6600	.6566	.6545	0.6666	0.6606	0.6625	45
	EUR/CAD	↘	1.5265	1.5055	1.4900	1.4825	1.4569	1.4505	1.4380	1.4225	1.4035	1.4952	1.5255	1.4690	32
GBP/JPY	→	164.88	163.97	162.48	161.87	161.4400	160.73	159.49	158.74	158.56	160.5975	166.2032	182.1343	51	
EM	USD/CNH	→	6.5592	6.5497	6.5317	6.5298	6.5177	6.4974	6.4866	6.4687	6.4549	6.5237	6.5708	6.4133	43
	USD/ZAR	↘	16.650	16.440	16.310	15.690	15.2025	15.055	14.790	14.490	14.240	15.5153	15.9405	14.0772	39
	USD/BRL	↓	4.0730	3.9070	3.8380	3.7750	3.6779	3.6530	3.6100	3.5910	3.5000	3.9100	3.9707	3.7089	22
	USD/MXN	↘	18.620	18.394	18.181	17.952	17.734	17.733	17.691	17.625	17.487	18.151	18.184	16.896	36
	EUR/PLN	↘	4.3865	4.3770	4.3700	4.3520	4.3155	4.3120	4.2680	4.2600	4.2535	4.3555	4.3862	4.2594	31
	EUR/CZK	→	27.19~	27.140	27.131	27.083	27.041	27.00-3	26.960	26.949	26.914	27.028	27.020	27.065	53
	EUR/HUF	→	316.35	314.65	312.95~	312.00	308.95	307.25	306.72	306.48	304.40	309.34	311.60	311.95	46
	EUR/TRY	↘	3.2830	3.2705	3.2275	3.2500	3.1770	3.1380	3.1175	3.0775	3.0075	3.2354	3.2544	3.1867	36
	USD/PLN	↘	4.1000	4.0481	3.9941	3.9650	3.9263	3.9112	3.9000	3.8881	3.8590	3.9515	3.9961	3.8599	37
USD/RUB	↗	82.25	80.63	77.55	76.23	70.99	70.86	70.00	68.55	66.27	74.68	76.29	66.65	33	
Other Markets	S&P 500 Futures	→	2001	2000	1998	1995	1991	1939	1917	1877	1800	1942	1927	2007	65
	DAX Futures	→	10165	10120	9923	9900	9727	9600	9000	8690	8350	9446	9625	10469	58
	US 10y Futures	→	131-14	130-27	130-06+	129-26	129.52	129-02	129-00	128-24	128-00	130.48	129.26	127.05	40
	Bund Futures	→	167.51	167.00	166.80	166.00	165.93	162.11	161.23	160.02	159.21	162.77	162.69	158.02	37
	WTI Oil Futures	→	40.00	39.32	39.00	38.39	38.24	36.28	33.83	32.40	30.56	33.84	33.82	46.23	70

	Trends	Res 4	Res 3	Res 2	Res 1	Spot	Sup 1	Sup 2	Sup 3	Sup 4	MA20	MA 50	MA 200	RSI 9	
Scandies	EUR/SEK	↓	9.4088 22 Feb high	9.3863 26 Feb high	9.3455 9 Mar high	9.3110 29 Feb low	9.2895	9.2514 27 Jan low	9.2304 8 Jan low	9.1965 5 Jan low	9.1454 4 Jan low	9.3709	9.3426	9.3519	34
	EUR/NOK	↘	9.5225 29 Feb high	9.5000 figure	9.4685 8 Mar high	9.4345 9 Mar high	9.3746	9.3615 9 Mar low	9.3170 7 Mar low	9.3000 figure	9.2760 200-day MA	9.4770	9.5391	9.2762	40
	USD/SEK	↓	8.5530 4 Mar high	8.5336 7 Mar high	8.5174 9 Mar high	8.4700 200-day MA	8.4636	8.4128 9 Mar low	8.4000 figure	8.3610 12 Feb low	8.3395 11 Feb low	8.4994	8.5062	8.4687	44
	USD/NOK	↘	8.7380 29 Feb high	8.7000 figure	8.6325 1 Mar low	8.5995 8 Mar high	8.5400	8.4975 9 Mar low	8.4740 4 Mar low	8.4465 4 Feb low	8.4000 figure	8.5914	8.6835	8.3997	44
	EUR/DKK	→	7.4665 24-Dec high	7.4662 16-Feb YTD high	7.4647 24-Feb high	.4630-40 Feb high volm	7.4602	7.4600 Tues low	7.4554 3-Mar YTD low	7.4545 Oct-'15 low	7.4518 Jul-'15 low	7.4618	7.4625	7.4616	42
	NOK/SEK	→	1.0027 4 Dec high	1.0010 7 Mar high	0.9977 8 Mar high	0.9925 9 Mar high	0.9904	0.9873 9 Mar low	0.9830 1 Mar low	0.9821 Support line fr 4/	0.9788 29 Feb low	0.9877	0.9781	1.0076	53
Majors	EUR/USD	→	1.1193 16 Feb high	1.1139 19 Feb high	1.1058 8 Mar high	1.1035 9 Mar high	1.0975	1.0940 7 Mar low	1.0904 4 Mar low	1.0875 intraday level	1.0826 2 Mar low	1.1024	1.0980	1.1042	46
	USD/JPY	→	114.87 16 Feb high	114.56 2 Mar high	114.27 3 Mar high	114.00 figure	113.71	112.75 intraday level	112.16 1 Mar low	111.65 intraday level	110.99 11 Feb low	113.32	115.99	120.49	51
	EUR/GBP	↘	.7880 25 Feb low	.7844 26 Feb low	.7814 2 Mar high	.7793 8 Mar high	0.7729	.7691 2 Mar low	.7661 8 Feb low	.7592 4 Feb low	.7526 22 Jan, 3 Feb low	0.7778	0.7664	0.7315	44
	GBP/USD	→	1.4409 19 Feb high	1.4352 8 Feb low	1.4290 Down trendline fr	1.4284 7 Mar high	1.4197	1.4174 8 Mar low	1.4134 7 Mar low	1.4108 4 Mar low	1.4033 3 Mar low	1.4171	1.4326	1.5104	52
	USD/CHF	→	1.0156 1 Feb low	1.0125 5 Jan high	1.0074 4 Feb high	1.0038 29 Feb high	0.9972	0.9902 8 Mar low	0.9879 4 Mar low	0.9853 24 Feb low	0.9791 12 Feb high	0.9926	0.9983	0.9784	57
	EUR/JPY	→	126.10 20'15 low	125.59 4 Mar high	125.20 intraday level	124.89 9 Mar high	124.83	124.00 figure	123.06 9 Mar low	122.09 1 Mar low	121.95 50%20'12/20'14 u	124.94	127.34	133.04	48
	EUR/CHF	→	1.1061 17 Feb high	1.1028 23 Feb high	1.1000 figure	1.0975 7 Mar high	1.0946	1.0911 7 Mar low	1.0875 3 Mar high	1.0851 4 Mar low	1.0810 29 Feb low	1.0945	1.0964	1.0802	51
	AUD/USD	→	.7658 2 Jul high	.7598 1 Jun '15 low	.7533 Apr 20'15 low	.7500 figure	0.7472	.7410 8 Mar low	.7385 Dec high	.7340 intraday level	.7301 2 Mar high	0.7253	0.7125	0.7246	73
	USD/CAD	→	1.3859 24 Feb high	1.3671 100-day MA	1.3470 04 Mar high	1.3299 200-day MA	1.3270	1.3228 intraday low	1.3205 projection	1.3200 figure	1.3112 50-week MA	1.3560	1.3893	1.3308	31
	NZD/USD	↓	.6821 4 Mar high	.6800 figure	.6750 7 Mar low	.6715 intraday level	0.6636	.6629 200-day MA, trer	.6600 figure	.6566 29 Feb low	.6545 16 Feb low	0.6666	0.6606	0.6625	45
	EUR/CAD	↘	1.5265 24-Feb high	1.5055 24-Feb low	1.4900 25-Feb low	1.4825 8-Mar high	1.4569	1.4505 1-Mar low	1.4380 12-Nov high	1.4225 1-Dec high	1.4035 3-Dec low	1.4952	1.5255	1.4690	32
	GBP/JPY	→	164.88 50%of 175.02-154	163.97 18 Feb high	162.48 38.2%of 175.02-1	161.87 8 Mar high	161.44	160.73 intraday level	159.49 9 Mar low	158.74 2 Mar low	158.56 26 Feb high	160.60	166.20	182.13	51
EM	USD/CNH	→	6.5592 29 Feb high	6.5497 3 Mar high	6.5317 26 Feb low	6.5298 4 Mar high	6.5177	6.4974 7 Mar low	6.4866 15 Feb low	6.4687 50%of 6.1863-6.7	6.4549 3 Dec high	6.5237	6.5708	6.4133	43
	USD/ZAR	↘	16.650 26-Jan high	16.440 3-Feb high	16.310 26-Feb high	15.690 4-Mar high	15.203	15.055 23-Feb low	14.790 16-Dec low	14.490 30-Nov high	14.240 3-Dec low	15.515	15.940	14.077	39
	USD/BRL	↓	4.0730 07 Jan high	3.9070 100-day MA	3.8380 29 Dec low	3.7750 03 Mar low	3.6779	3.6530 04 Mar low	3.6100 projection	3.5910 50-week MA	3.5000 H&S target	3.9100	3.9707	3.7089	22
	USD/MXN	↘	18.620 10 Feb low	18.394 18 Feb high	18.181 50-day MA	17.952 17 Feb low	17.734	17.733 08 Mar low	17.691 07 Mar low	17.625 projection	17.487 100-day MA	18.151	18.184	16.896	36
	EUR/PLN	↘	4.3865 24-Feb/ last week	4.3770 29-Feb high	4.3700 20'15 high, st-Feb	4.3520 3-Mar high	4.3155	4.3120 2-Mar low	4.2680 4-Jan low	4.2600 1-Jan high/ gap lo	4.2535 1-Jan YTD low	4.3555	4.3862	4.2594	31
	EUR/CZK	→	27.19~ 1-Oct high	27.140 Oct high	27.131 11-Feb YTD high	27.083 26-Feb high	27.041	27.00-3 Nov-Feb high vol	26.960 Feb low	26.949 Dec-'15/ last year l	26.914 8-Nov-'13 low	27.028	27.020	27.065	53
	EUR/HUF	→	316.35 20-Jan high	314.65 28-Jan high	312.95~ 9 & 11-Feb highs	312.00 17, 26-Feb highs	308.95	307.25 24-Feb low	306.72 start Aug-'15 lows	306.48 22-Feb YTD low	304.40 19-May-'15 low	309.34	311.60	311.95	46
	EUR/TRY	↘	3.2830 22-Feb high	3.2705 29-Feb high	3.2275 1-Mar high	3.2500 figure	3.1770	3.1380 18-Dec low	3.1175 27-Nov high	3.0775 2-Dec high	3.0075 23-Nov low	3.2354	3.2544	3.1867	36
	USD/PLN	↘	4.1000 break level	4.0481 03 Feb high	3.9941 50-day MA	3.9650 100-day MA	3.9263	3.9112 08 Mar low	3.9000 break level	3.8881 11 Feb low	3.8590 28 Dec low	3.9515	3.9961	3.8599	37
USD/RUB	↗	82.25 26 Jan high	80.63 11 Feb high	77.55 24 Feb high	76.23 50-day MA	70.99	70.86 07 Mar low	70.00 figure	68.55 24 Dec low	66.27 200-day MA	74.68	76.29	66.65	33	
Other Markets	S&P 500 Futures	→	2001 200-day MA	2000 figure	1998 04 Mar high	1995 07 Mar high	1991	1939 13 Jan high	1917 29 Feb low	1877 24 Feb low	1800 figure	1942	1927	2007	65
	DAX Futures	→	10165 13 Jan high	10120 break level	9923 27 Jan high	9900 04 Mar high	9727	9600 break level	9000 gap break	8690 11 Feb low	8350 early-Oct '14 low	9446	9625	10469	58
	US 10y Futures	→	131-14 24 Feb high	130-27 01 Mar high	130-06+ break level	129-26 17 Feb low	129.52	129-02 intraday low	129-00 break level	128-24 50-day MA	128-00 figure	130.48	129.26	127.05	40
	Bund Futures	→	167.51 projection	167.00 figure	166.80 projection	166.00 figure	165.93	162.11 3,4-Mar low	161.23 15-Feb low	160.02 29-Jan low, gap	159.21 21-Jan high	162.77	162.69	158.02	37
	WTI Oil Futures	→	40.00 figure	39.32 100-day MA	39.00 figure	38.39 08 Mar high	38.24	36.28 28 Jan high	33.83 50-day MA	32.40 24 Feb high	30.56 24 Feb low	33.84	33.82	46.23	70

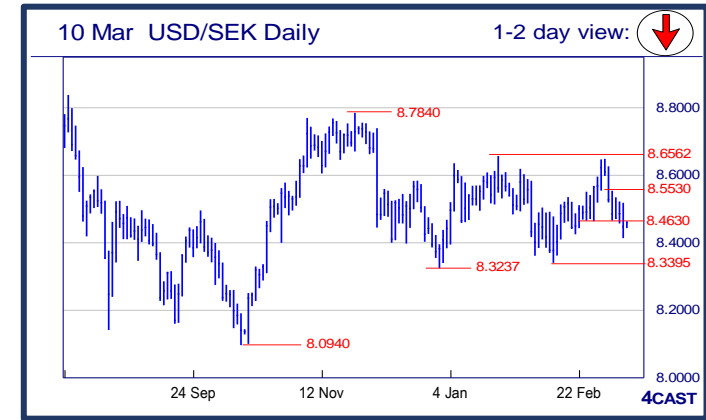
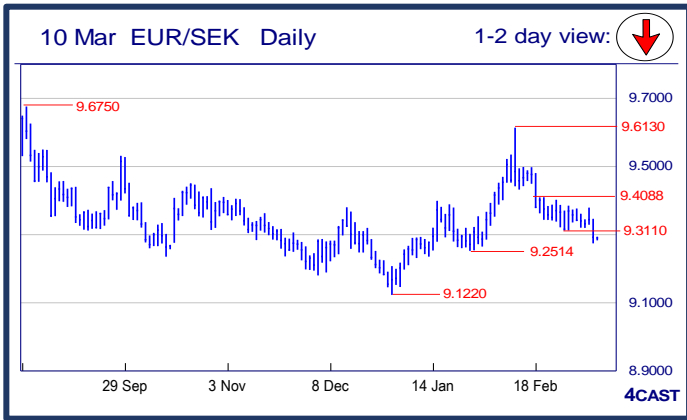
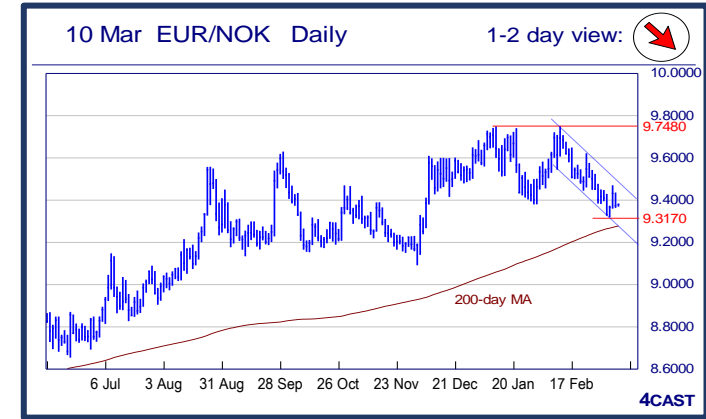


Strong uptrend
 Weak uptrend or higher in range
 Sideways or in range
 Weak downtrend or lower in range
 Strong downtrend



NOK, SEK opening updates

	1 day view	Resistance	Support	4cast
EUR/NOK		9.5225	9.3615	Rejection from the 9.4685 high keep the 4-wk down channel from the 9.7480 high in focus and break of the 9.4000 level return focus to the 9.3170 low. Lower will see room to 9.3000 level then the 200-day MA at 9.2760. [P.L]
		9.5000	9.3170	
		9.4685	9.3000	
		9.4345	9.2760	
EUR/SEK		9.4088	9.2514	Sharp decline below 9.3110 strong support is setting bears on stronger footing and poised for extension to 9.2514 ahead of 9.2304. Only lift above support-turned resistance at 9.3110 to take pressure off the downside. [W.T]
		9.3863	9.2304	
		9.3455	9.1965	
		9.3110	9.1454	
USD/NOK		8.7380	8.4975	Tracing out a bear flag and rejection from the 8.5995 high to break the 8.5000 level see risk for setback to retest 8.4740 low. Below this will see room to the 8.4665 Feb low then the 200-day MA, now at the 8.4000 level. [P.L]
		8.7000	8.4740	
		8.6325	8.4465	
		8.5995	8.4000	
USD/SEK		8.5530	8.4128	Sharp decline last session below 8.4242 support, further enforced by the negative cross-over seen on daily MACD are exposing downside and eyes lower and stronger support at 8.3395. [W.T]
		8.5336	8.4000	
		8.5174	8.3610	
		8.4630	8.3395	



Strong uptrend
 Weak uptrend or higher in range
 Sideways or in range
 Weak downtrend or lower in range
 Strong downtrend

Copyright and other intellectual property rights in the material in this document belong to 4CAST Limited and/or 4CAST Inc (4CAST). The material shall not, under any circumstances, be reproduced or distributed in whole or part without the prior written consent of 4CAST. The material in this document is based upon information which 4CAST considers to be reliable and the analysis and opinion in the material represents the view of 4CAST at the time of transmission (unless stated otherwise). Such analysis and opinion is subject to change without notice. The material is intended for use by parties knowledgeable and experienced in the financial sector and is only one source amongst others to be considered in carrying on their business or activity. ACCORDINGLY 4CAST MAKES NO REPRESENTATION OR WARRANTY EXPRESS OR IMPLIED STATUTORY OR OTHERWISE (INCLUDING BUT NOT LIMITED TO) THE ACCURACY OF THE MATERIAL IN THIS DOCUMENT OR THE FITNESS FOR PURPOSE AND ALL SUCH REPRESENTATIONS AND WARRANTIES ARE HEREBY EXPRESSLY EXCLUDED. 4CAST does not give or purport to give investment advice. Any action taken by users on the basis of material in this document is entirely at their own risk. Independent investment advice should be sought where appropriate. 4CAST website may link to or be linked to other Internet sites. 4CAST does not accept responsibility for the content of such other sites. 4CAST's terms and conditions of business apply to all fee-paying subscribers and trial users.