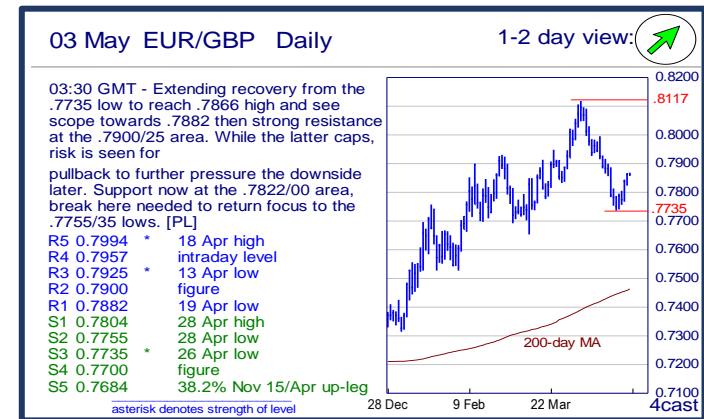
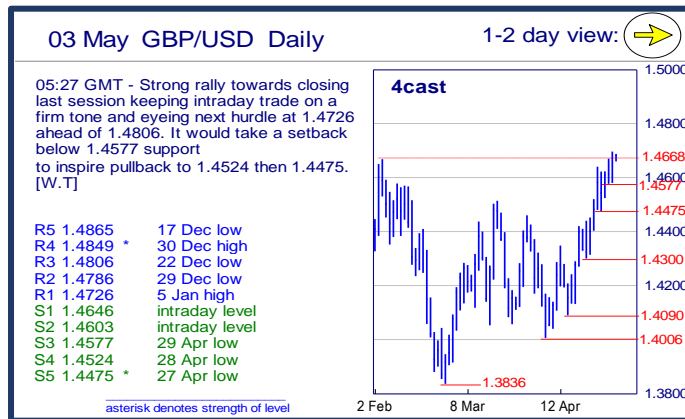
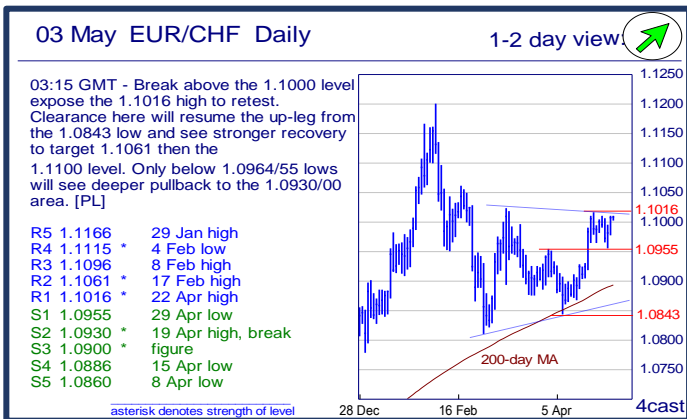
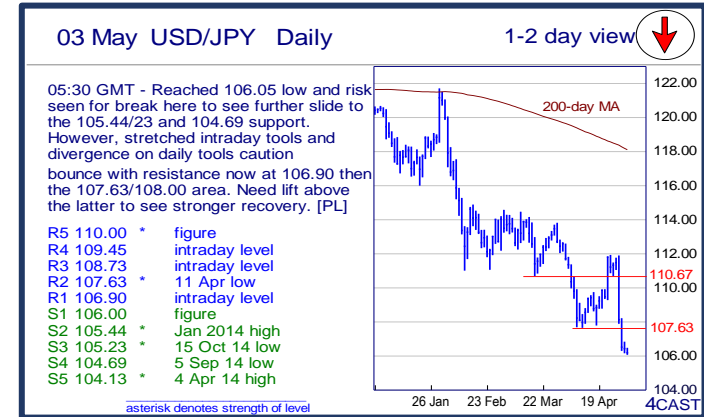
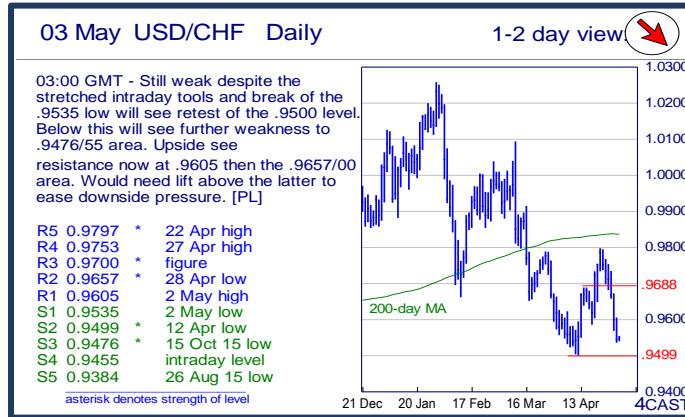
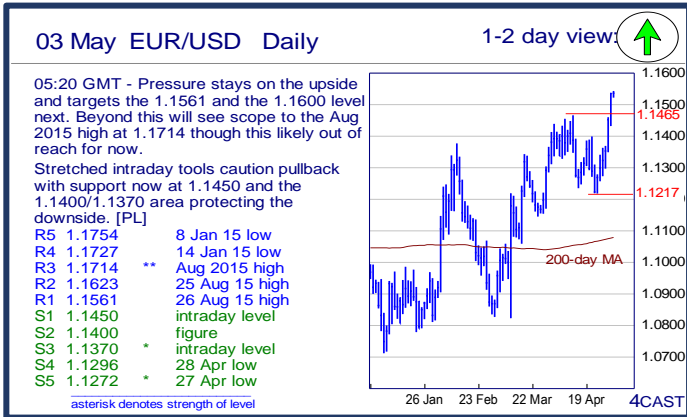
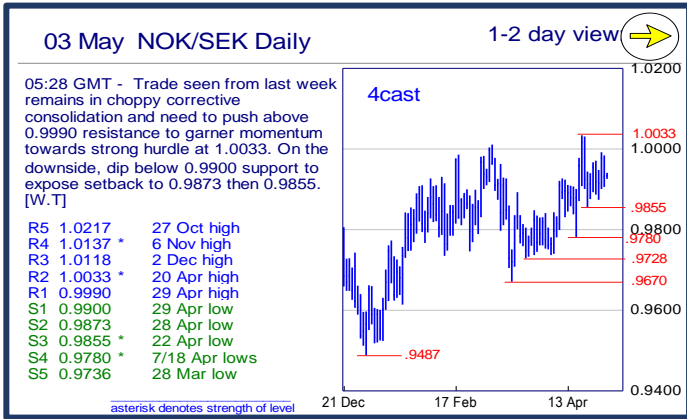


	Trends	Res 4	Res 3	Res 2	Res 1	Spot	Sup 1	Sup 2	Sup 3	Sup 4	MA20	MA50	MA200	RSI 9	
Scandies	EUR/SEK	→	9.3000	9.2640	9.2383	9.2090	9.1872	9.1393	9.1183	9.1000	9.0547	9.1987	9.2530	9.3351	48
	EUR/NOK	→	9.3975	9.3725	9.3000	9.2840	9.2441	9.1915	9.1555	9.1390	9.0900	9.2851	9.3817	9.3731	43
	USD/SEK	→	8.1483	8.1038	8.0734	8.0390	7.9608	7.9470	7.9156	7.8790	7.7971	8.1021	8.2442	8.4274	21
	USD/NOK	↓	8.2000	8.1280	8.1040	8.0815	8.0088	8.0000	7.9410	7.8730	7.8225	8.1772	8.3571	8.4602	25
	EUR/DKK	→	7.4635~	7.4570	7.4525~	7.4505	7.4413	7.44~	7.4380	7.4345	7.4290	7.4420	7.4505	7.4590	41
	NOK/SEK	→	1.0137	1.0118	1.0033	0.9990	0.9929	0.9900	0.9873	0.9855	0.9780	0.9893	0.9850	0.9949	56
Majors	EUR/USD	↑	1.1727	1.1714	1.1623	1.1561	1.1535	1.1450	1.1400	1.1370	1.1296	1.1350	1.1224	1.1078	76
	USD/JPY	↓	109.45	108.73	107.63	106.90	105.96	105.44	105.23	104.69	104.13	108.98	111.24	118.07	27
	EUR/GBP	↗	.7957	.7925	.7900	.7882	0.7856	.7804	.7755	.7735	.7700	0.7901	0.7865	0.7460	50
	GBP/USD	→	1.4849	1.4806	1.4786	1.4726	1.4680	1.4646	1.4603	1.4577	1.4524	1.4362	1.4267	1.4863	75
	USD/CHF	↘	0.9753	0.9700	0.9657	0.9605	0.9535	0.9535	0.9499	0.9476	0.9455	0.9636	0.9735	0.9832	30
	EUR/JPY	↘	124.44	124.00	123.22	122.95	122.24	121.85	121.45	120.95	120.00	123.70	124.85	130.74	38
	EUR/CHF	↗	1.1115	1.1096	1.1061	1.1016	1.1003	1.0955	1.0930	1.0900	1.0886	1.0942	1.0928	1.0891	65
	AUD/USD	↓	.7800	.7765	.7719	.7691	0.7589	.7549	.7528	.7492	.7477	0.7666	0.7550	0.7257	43
	USD/CAD	↗	1.3371	1.3070	1.2693	1.2606	1.2511	1.2500	1.2495	1.2484	1.2455	1.2743	1.3043	1.3372	24
	NZD/USD	↑	.7155	.7110	.7072	.7054	0.7016	.6985	.6951	.6895	.6835	0.6905	0.6805	0.6634	63
	EUR/CAD	↘	1.5030	1.4965	1.4750	1.4680	1.4435	1.4175	1.4035	1.3805	1.3510	1.4466	1.4638	1.4808	51
GBP/JPY	↘	158.50	158.07	157.28	156.66	155.5600	155.36	154.87	153.20	152.53	156.5345	158.6948	175.6849	41	
EM	USD/CNH	↘	6.5170	6.4952	6.4872	6.4824	6.4816	6.4675	6.4572	6.4443	6.4151	6.4853	6.4959	6.4657	45
	USD/ZAR	↘	15.620	15.295	15.05~	14.610	14.2568	14.10	13.885	13.720	13.515	14.5106	15.0193	14.5528	34
	USD/BRL	→	3.7880	3.7180	3.6922	3.6180	3.4985	3.4340	3.4330	3.4280	3.4000	3.5360	3.6480	3.7907	44
	USD/MXN	→	17.597	17.409	17.267	17.218	17.202	17.040	17.036	17.015	17.000	17.442	17.581	17.231	37
	EUR/PLN	↗	4.5010	4.4720	4.4270	4.4220~	4.3812	4.3700	4.3670	4.3100	4.29~	4.3264	4.3060	4.2859	62
	EUR/CZK	→	27.19~	27.130	27.102	27.093	27.012	26.975~	26.960	26.949	26.914	27.017	27.024	27.037	46
	EUR/HUF	→	318.00	315.00	313.15	312.80	310.76	309.50~	308.35	307.30	306.72	310.87	310.99	311.87	47
	EUR/TRY	↘	3.3145	3.2830	3.2705	3.2605	3.2337	3.1640	3.1380	3.1175	3.0775	3.2131	3.2117	3.2278	62
	USD/PLN	↘	3.9296	3.9110	3.8689	3.8402	3.7990	3.7784	3.7648	3.7350	3.7056	3.8118	3.8375	3.8713	43
USD/RUB	↘	69.50	68.84	68.80	66.97	65.00	63.99	63.75	62.05	60.70	66.04	68.73	68.80	38	
Other Markets	S&P 500 Futures	↘	2104	2100	2094	2071	2050	2050	1997	1982	1932	1984	1927	2005	79
	DAX Futures	↘	11000	10850	10693	10522	10122	10000	9828	9395	9000	10082	9888	10247	47
	US 10y Futures	↗	131-09+	130-28+	130-06+	130-05	129.55	129-15+	129-00	128-31	128-24	129.84	129.68	127.17	48
	Bund Futures	→	164.50	164.17	163.03	162.80	161.86	161.46	161.09	160.81	160.00	162.77	162.69	158.02	37
	WTI Oil Futures	↘	46.78	46.58	46.14	46.00	45.06	44.05	42.50	40.55	38.88	42.25	39.04	40.22	65

	Trends	Res 4	Res 3	Res 2	Res 1	Spot	Sup 1	Sup 2	Sup 3	Sup 4	MA20	MA 50	MA 200	RSI 9	
Scandies	EUR/SEK	→	9.3000 figure	9.2640 12 Apr high	9.2383 6 Apr low	9.2090 13/29 Apr high	9.1872	9.1393 29 Apr low	9.1183 22 Apr low	9.1000 figure	9.0547 13 Oct 14 low	9.1987	9.2530	9.3351	48
	EUR/NOK	→	9.3975 18 Apr high	9.3725 200-day MA	9.3000 figure	9.2840 2 May high	9.2441	9.1915 27 Apr low	9.1555 20 Apr low	9.1390 3 Dec low	9.0900 2 Dec low	9.2851	9.3817	9.3731	43
	USD/SEK	→	8.1483 26 Apr high	8.1038 28 Apr high	8.0734 29 Apr high	8.0390 2 May high	7.9608	7.9470 8 Jan 15 low	7.9156 7 Jan 15 low	7.8790 6 Jan 15 low	7.7971 2 Jan 15 low	8.1021	8.2442	8.4274	21
	USD/NOK	↓	8.2000 figure	8.1280 12 Apr low	8.1040 28 Apr low	8.0815 21 Apr low	8.0088	8.0000 figure	7.9410 10 Jul 15 low	7.8730 2 Jul 15 low	7.8225 1 Jul 15 low	8.1772	8.3571	8.4602	25
	EUR/DKK	→	7.4635~ 7-9-Mar highs	7.4570 mid-Mar highs	7.4525~ mid-20 15 lows	7.4505 20-Apr spike high	7.4413	7.44~ Feb-15 lows	7.4380 19-Apr YTD low	7.4345 22-Jan-15 low	7.4290 Jan-15/ last yr low	7.4420	7.4505	7.4590	41
	NOK/SEK	→	1.0137 6 Nov high	1.0118 2 Dec high	1.0033 20 Apr high	0.9990 29 Apr high	0.9929	0.9900 29 Apr low	0.9873 28 Apr low	0.9855 22 Apr low	0.9780 7/18 Apr lows	0.9893	0.9850	0.9949	56
Majors	EUR/USD	↑	1.1727 14 Jan 15 low	1.1714 Aug 20 15 high	1.1623 25 Aug 15 high	1.1561 26 Aug 15 high	1.1535	1.1450 intraday level	1.1400 figure	1.1370 intraday level	1.1296 28 Apr low	1.1350	1.1224	1.1078	76
	USD/JPY	↓	109.45 intraday level	108.73 intraday level	107.63 11 Apr low	106.90 intraday level	105.96	105.44 Jan 2014 high	105.23 15 Oct 14 low	104.69 5 Sep 14 low	104.13 4 Apr 14 high	108.98	111.24	118.07	27
	EUR/GBP	↔	.7957 intraday level	.7925 13 Apr low	.7900 figure	.7882 19 Apr low	0.7856	.7804 28 Apr high	.7755 28 Apr low	.7735 26 Apr low	.7700 figure	0.7901	0.7865	0.7460	50
	GBP/USD	→	1.4849 30 Dec high	1.4806 22 Dec low	1.4786 29 Dec low	1.4726 5 Jan high	1.4680	1.4646 intraday level	1.4603 intraday level	1.4577 29 Apr low	1.4524 28 Apr low	1.4362	1.4267	1.4863	75
	USD/CHF	↘	0.9753 27 Apr high	0.9700 figure	0.9657 28 Apr low	0.9605 2 May high	0.9535	0.9535 2 May low	0.9499 12 Apr low	0.9476 15 Oct 15 low	0.9455 intraday level	0.9636	0.9735	0.9832	30
	EUR/JPY	↘	124.44 19 Apr high	124.00 figure	123.22 intraday level	122.95 29 Apr high	122.24	121.85 intraday level	121.45 18 Mar 13 low	120.95 intraday level	120.00 figure	123.70	124.85	130.74	38
	EUR/CHF	↗	1.1115 4 Feb low	1.1096 8 Feb high	1.1061 17 Feb high	1.1016 22 Apr high	1.1003	1.0955 29 Apr low	1.0930 19 Apr high, break	1.0900 figure	1.0886 15 Apr low	1.0942	1.0928	1.0891	65
	AUD/USD	↓	.7800 figure	.7765 26 Apr high	.7719 intraday high	.7691 25 Apr low	0.7589	.7549 28 Apr low	.7528 11 Apr low	.7492 7 Apr low	.7477 24 Mar low	0.7666	0.7550	0.7257	43
	USD/CAD	↗	1.3371 200-day MA	1.3070 50-day MA	1.2693 27 Apr high	1.2606 28 Apr high	1.2511	1.2500 figure	1.2495 29 Apr low	1.2484 lower TL	1.2455 break level	1.2743	1.3043	1.3372	24
	NZD/USD	↑	.7155 618%Apr/Aug 20	.7110 upper channel	.7072 1 Jun 15 low	.7054 19 Apr YTD high	0.7016	.6985 intraday level	.6951 29 Apr low	.6895 intraday level	.6835 22 Apr low	0.6905	0.6805	0.6634	63
	EUR/CAD	↘	1.5030 5-Apr high	1.4965 8-Apr high	1.4750 12-Apr high	1.4680 18-Apr high	1.4435	1.4175 28-Apr YTD low	1.4035 3-Dec low	1.3805 Jul-15 low	1.3510 29-Jun-15 low	1.4466	1.4638	1.4808	51
GBP/JPY	↘	158.50 intraday level	158.07 29 Apr high	157.28 intraday level	156.66 intraday level	155.56	155.36 intraday level	154.87 2 May low	153.20 intraday level	152.53 18 Apr low	156.53	158.69	175.68	41	
EM	USD/CNH	↘	6.5170 25 Apr high	6.4952 2 May high	6.4872 intraday level	6.4824 intraday level	6.4816	6.4675 20 Apr low	6.4572 1 Apr low	6.4443 18 Mar low	6.4151 25 Nov low	6.4853	6.4959	6.4657	45
	USD/ZAR	↘	15.620 28-Mar high	15.295 6-Apr high	15.05~ Feb, early Mar low	14.610 27-Apr high	14.257	14.10 Fri low	13.885 20-Nov-15 low	13.720 4-Nov-15 low	13.515 28-Oct-15 low	14.511	15.019	14.553	34
	USD/BRL	→	3.7880 200-day MA	3.7180 07 Apr high	3.6922 Nov '15 low	3.6180 18 Apr high	3.4985	3.4340 10 Aug '15 low	3.4330 intraday low	3.4280 29 Apr low	3.4000 break level	3.5360	3.6480	3.7907	44
	USD/MXN	→	17.597 50-day MA	17.409 28 Apr high	17.267 29 Apr high	17.218 200-day MA	17.202	17.040 29 Apr low	17.036 projection	17.015 projection	17.000 figure	17.442	17.581	17.231	37
	EUR/PLN	↗	4.5010 26-Jan high	4.4720 9-Feb high	4.4270 25-Apr high	4.4220~ early Feb high vol	4.3812	4.3700 20 15 high	4.3670 Tues low	4.3100 18-Apr high	4.29~ mid-Apr high vol	4.3264	4.3060	4.2859	62
	EUR/CZK	→	27.19~ 1-Oct high	27.130 11-Feb YTD high	27.102 fr 29-Feb highs	27.093 27-Apr high	27.012	26.975~ Mar, Apr lows	26.960 Feb low	26.949 Dec-15/ last year l	26.914 8-Nov-13 low	27.017	27.024	27.037	46
	EUR/HUF	→	318.00 Jul high, 11-Dec high	315.00 30, 31-Mar highs	313.15 Fri pm high	312.80 26-Apr high	310.76	309.50~ March pivot	308.35 21-Apr low	307.30 4-Mar low	306.72 start Aug-15 lows	310.87	310.99	311.87	47
	EUR/TRY	↘	3.3145 19-Feb high	3.2830 22-Feb high	3.2705 29-Feb high	3.2605 8-Apr high	3.2337	3.1640 3-Mar low	3.1380 18-Dec low	3.1175 10-Mar low	3.0775 2-Dec high	3.2131	3.2117	3.2278	62
	USD/PLN	↘	3.9296 25 Apr high	3.9110 100-day MA	3.8689 200-day MA	3.8402 50-day MA	3.7990	3.7784 21 Apr low	3.7648 20 Apr low	3.7350 break level	3.7056 01 Apr low	3.8118	3.8375	3.8713	43
USD/RUB	↘	69.50 end-Mar, 05 Apr l	68.84 50-day MA	68.80 18 Apr high	66.97 26 Apr high	65.00	63.99 29 Apr low	63.75 Nov '15 rally accel	62.05 Nov '15 low	60.70 Oct '15 low	66.04	68.73	68.80	38	
Other Markets	S&P 500 Futures	↘	2104 21 Apr high	2100 figure	2094 27 Apr high	2071 04 Apr high	2050	2050 break level	1997 200-day MA	1982 100-day MA	1932 01 Feb high	1984	1927	2005	79
	DAX Futures	↘	11000 figure	10850 break level	10693 gap break	10522 21 Apr high	10122	10000 figure	9828 gap break	9395 10 Mar low	9000 gap break	10082	9888	10247	47
	US 10y Futures	↗	131-09+ 07 Apr high	130-28+ 18 Apr high	130-06+ break level	130-05 02 May high	129.55	129-15+ 26 Apr high	129-00 figure	128-31 28 Mar low	128-24 100-day MA	129.84	129.68	127.17	48
	Bund Futures	→	164.50 trend top, MM	164.17 18-Apr high	163.03 31-Mar low	162.80 25-Apr high	161.86	161.46 26-Apr low	161.09 16-Mar low	160.81 10-Mar low	160.00 figure	162.77	162.69	158.02	37
	WTI Oil Futures	↘	46.78 29 Apr high	46.58 50-week MA	46.14 50-week MA	46.00 figure	45.06	44.05 200-day MA	42.50 26 Apr low	40.55 50-day MA	38.88 100-day MA	42.25	39.04	40.22	65

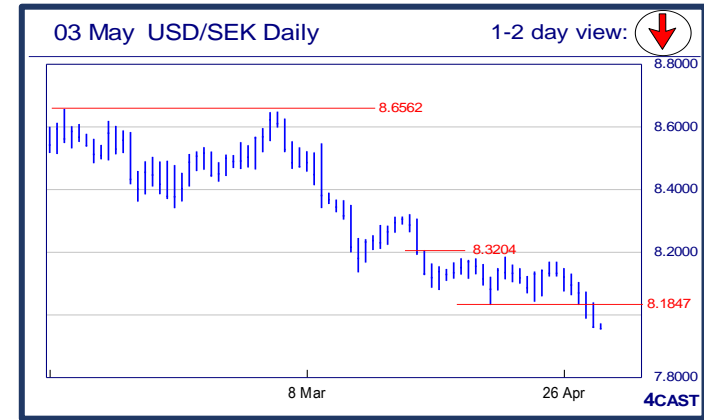
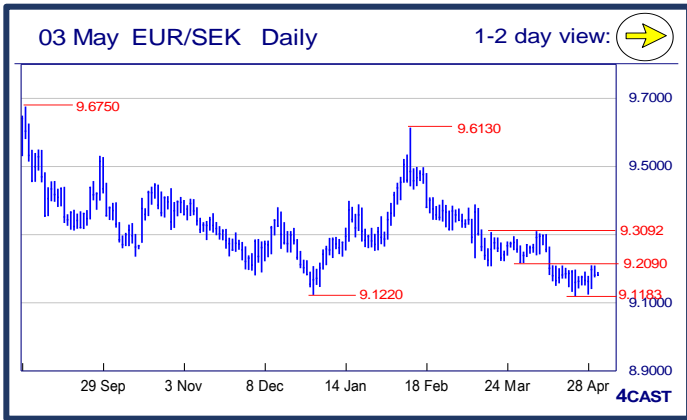


Strong uptrend    Weak uptrend or higher in range    Sideways or in range    Weak downtrend or lower in range    Strong downtrend



### NOK, SEK opening updates

	1 day view	Resistance	Support	4cast
EUR/NOK		9.3975 9.3725 9.3000 9.2840	9.1915 9.1555 9.1390 9.0900	Bounce reached 9.2840 high but gains above 9.2765 resistance not sustained. Clearance needed to see stronger recovery to 9.3000 then 9.3725, 200-day MA. Below 9.1915 support will return focus to the downside for retest of 9.1555 low. [P.L]
EUR/SEK		9.3000 9.2640 9.2383 9.2090	9.1393 9.1183 9.1000 9.0547	Recovery struggling to clear the 9.2090 congestion high and now drifting lower, extending the consolidation seen last 3 weeks with strong support protecting downside at 9.1183 and only break will help bears regain control. [W.T]
USD/NOK		8.2000 8.1280 8.1040 8.0815	8.0000 7.9410 7.8730 7.8225	Closing in on the 8.0000 level within the 10-wk down channel from the Feb high. Break will see scope to the 7.9410 low/lower channel area. Upside seen limited with resistance now at 8.0815 then the 8.1040/1280 area. [P.L]
USD/SEK		8.1483 8.1038 8.0734 8.0390	7.9470 7.9156 7.8790 7.7971	Sharp decline last session, enforced by the negative cross-over seen on daily MACD setting bears on stronger footing and eyeing immediate support at 7.9470 ahead of 7.9156. Shorts stay in play. [W.T]



Strong uptrend   
 Weak uptrend or higher in range   
 Sideways or in range   
 Weak downtrend or lower in range   
 Strong downtrend

Copyright and other intellectual property rights in the material in this document belong to 4CAST Limited and/or 4CAST Inc (4CAST). The material shall not, under any circumstances, be reproduced or distributed in whole or part without the prior written consent of 4CAST. The material in this document is based upon information which 4CAST considers to be reliable and the analysis and opinion in the material represents the view of 4CAST at the time of transmission (unless stated otherwise). Such analysis and opinion is intended for use by parties knowledgeable and experienced in the financial sector and is only one source amongst others to be considered in carrying on their business or activity. ACCORDINGLY 4CAST MAKES NO REPRESENTATION OR WARRANTY EXPRESS OR IMPLIED STATUTORY OR OTHERWISE (INCLUDING BUT NOT LIMITED TO) THE ACCURACY OF THE MATERIAL IN THIS DOCUMENT OR THE FITNESS FOR PURPOSE AND ALL SUCH REPRESENTATIONS AND WARRANTIES ARE HEREBY EXPRESSLY EXCLUDED. 4CAST does not give or purport to give investment advice. Any action taken by users on the basis of material in this document is entirely at their own risk. Independent investment advice should be sought where appropriate. 4CAST website may link to or be linked to other Internet sites. 4CAST does not accept responsibility for the content of such other sites. 4CAST's terms and conditions of business apply to all fee-paying subscribers and trial users.