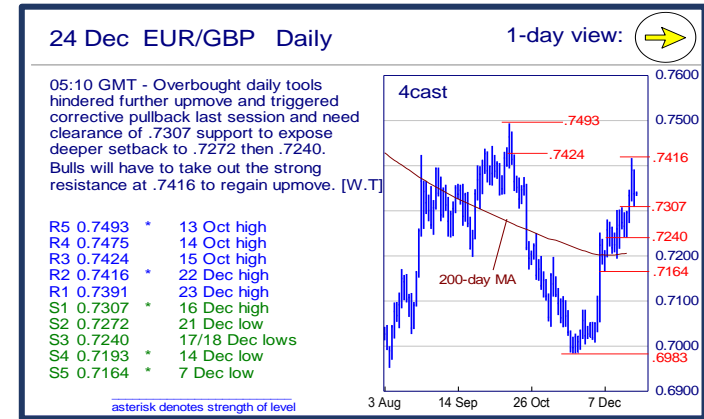
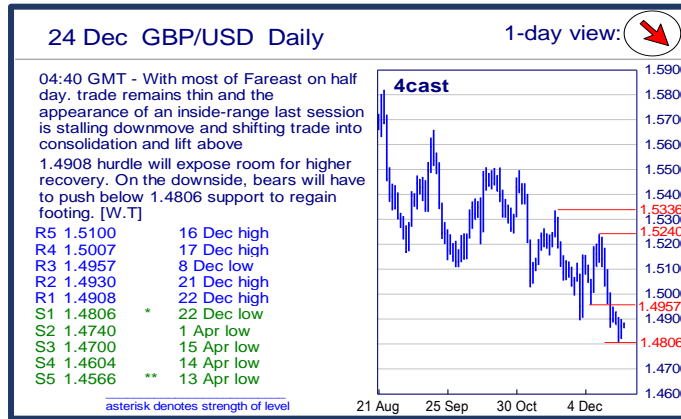
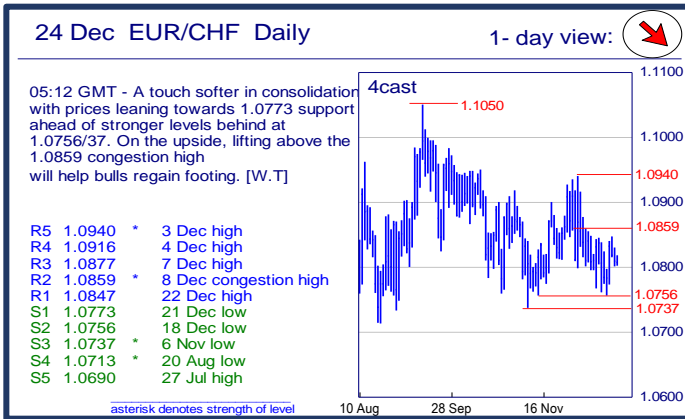
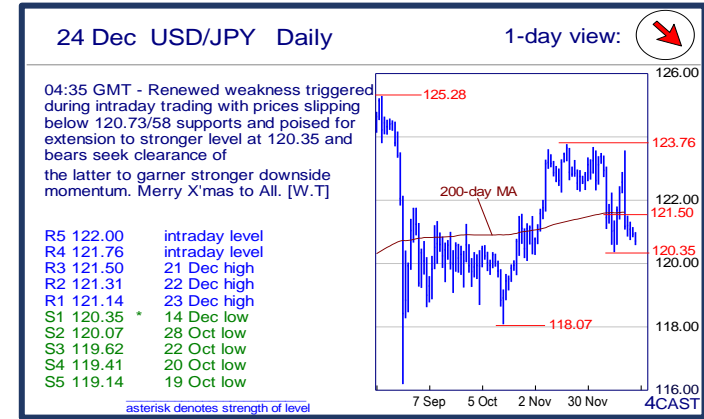
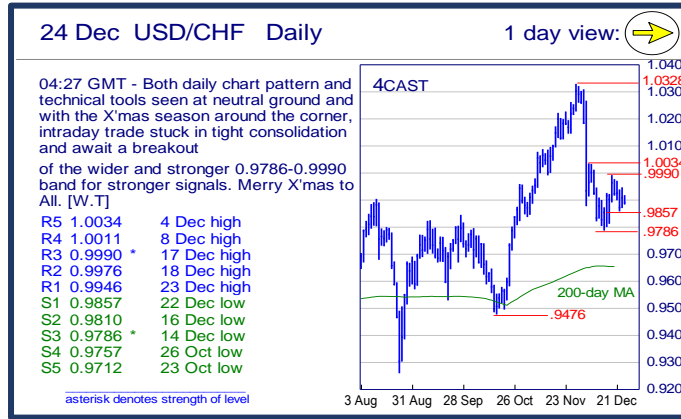
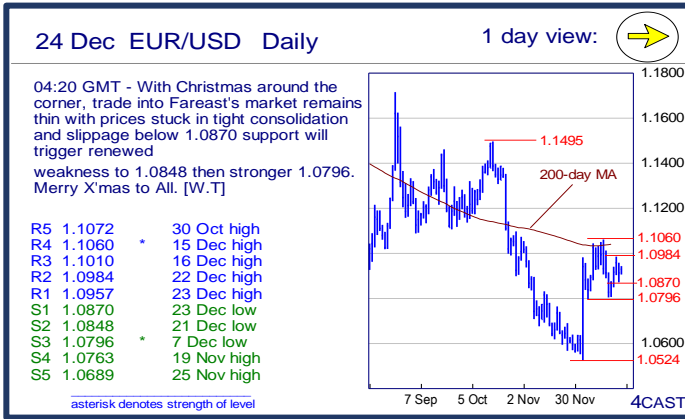


	Trends	Res 4	Res 3	Res 2	Res 1	Spot	Sup 1	Sup 2	Sup 3	Sup 4	MA20	MA50	MA200	RSI 9	
Scandies	EUR/SEK	↘	9.3357	9.3188	9.2860	9.2513	9.2141	9.1880	9.1794	9.1702	9.1590	9.2636	9.3141	9.3519	36
	EUR/NOK	→	9.7000	9.6280	9.6080	9.5733	9.5173	9.4602	9.4137	9.3773	9.3278	9.4273	9.3355	8.9947	57
	USD/SEK	→	8.6445	8.6045	8.5830	8.5073	8.4245	8.3967	8.3287	8.2870	8.2643	8.5319	8.5655	8.4685	36
	USD/NOK	↘	8.8595	8.8335	8.8132	8.7853	8.7029	8.6710	8.6100	8.5800	8.4965	8.6799	8.5827	8.1440	51
	EUR/DKK	→	7.47~	7.4685	7.4660	7.4645	7.4633	7.4580	7.4565	7.4545	7.4518	7.4615	7.4608	7.4620	60
	NOK/SEK	→	0.9878	0.9856	0.9815	0.9728	0.9674	0.9624	0.9600	0.9580	0.9548	0.9818	0.9967	1.0399	36
Majors	EUR/USD	→	1.1060	1.1010	1.0984	1.0957	1.0935	1.0870	1.0848	1.0796	1.0763	1.0856	1.0875	1.1043	56
	USD/JPY	↘	121.76	121.50	121.31	121.14	120.52	120.35	120.07	119.62	119.41	122.01	121.89	121.59	33
	EUR/GBP	→	.7475	.7424	.7416	.7391	0.7347	.7307	.7272	.7240	.7193	0.7226	0.7167	0.7206	69
	GBP/USD	↘	1.5007	1.4957	1.4930	1.4908	1.4883	1.4806	1.4740	1.4700	1.4604	1.5020	1.5168	1.5321	37
	USD/CHF	→	1.0011	0.9990	0.9976	0.9946	0.9883	0.9857	0.9810	0.9786	0.9757	0.9973	0.9961	0.9648	42
	EUR/JPY	→	133.78	133.30	132.80	132.66	131.79	131.51	131.04	129.92	129.67	132.46	132.54	134.26	42
	EUR/CHF	↘	1.0916	1.0877	1.0859	1.0847	1.0804	1.0773	1.0756	1.0737	1.0713	1.0828	1.0831	1.0653	46
	AUD/USD	→	.7385	.7346	.7335	.7283	0.7254	.7200	.7182	.7155	.7112	0.7238	0.7192	0.7426	55
	USD/CAD	→	1.4003	1.4000	1.3999	1.3965	1.3850	1.3848	1.3780	1.3639	1.3455	1.3643	1.3380	1.2876	68
	NZD/USD	→	.6924	.6897	.6865	.6836	0.6803	.6760	.6720	.6682	.6605	0.6709	0.6660	0.6857	63
	EUR/CAD	↗	1.5550	1.5430	1.5300-20	1.5290	1.5144	1.5000	1.4940	1.4895	1.4800	1.4814	1.4549	1.4216	66
	GBP/JPY	↘	183.38	182.13	181.23	180.62	179.4200	179.03	178.75	178.47	178.04	183.2900	184.8956	186.3114	19
EM	USD/CNH	→	6.6025	6.5946	6.5742	6.5580	6.5401	6.5230	6.5142	6.5000	6.4857	6.5000	6.4327	6.3127	60
	USD/ZAR	→	16.100	16.025	15.48~	15.270	15.1828	15.0550	14.7885	14.600	14.495	14.8823	14.2926	13.0071	59
	USD/BRL	↗	4.1530	4.0450	4.0400	4.0160	3.9412	3.9170	3.8740	3.8330	3.7950	3.8638	3.8348	3.4645	60
	USD/MXN	↘	18.000	17.465	17.347	17.234	17.230	16.918	16.800	16.730	16.319	16.976	16.750	16.108	65
	EUR/PLN	→	4.3700	4.34~	4.3030	4.2565	4.2447	4.2300	4.23~	4.2070	4.2045	4.2989	4.2713	4.1737	31
	EUR/CZK	→	27.290	27.12~	27.120	27.064	27.016	26.97~	26.960	26.914	25.710	27.017	27.034	27.172	50
	EUR/HUF	↘	320.25	318.00	317.00	315.00~	314.43	312.80	311.00	309.35	308.62	313.98	312.48	309.49	52
	EUR/TRY	→	3.3465	3.3105	3.2250	3.2060	3.1941	3.1175	3.0775	3.0320	3.0075	3.1722	3.1525	3.0911	54
	USD/PLN	↘	4.0581	4.02~	3.9950~	3.9255	3.8777	3.8643	3.86~	3.8395	3.8392	3.9603	3.9293	3.7816	32
USD/RUB	→	75.00	73.00	72.58	72.31	69.79	69.51	68.19	68.14	67.05~	69.19	66.16	60.28	53	
Other Markets	S&P 500 Futures	↗	2110	2102	2097	2073	2051	2020	1983	1950	1900	2047	2053	2043	53
	DAX Futures	→	11433	11324	10995	10900	10744	10401	10119	10000	9885	10767	10760	11033	53
	US 10y Futures	↘	128-00	127-10	126-24	126-21	126.09	125-21	125-12+	125-11	125-09	126.33	126.67	126.44	46
	Bund Futures	↘	161.00	160.66	159.36	159.28	159.01	157.81	156.78	156.42	155.67	157.92	157.29	156.58	60
	WTI Oil Futures	→	41.84	40.69	40.00	39.13	37.68	35.35	35.15	35.00	33.55	38.97	43.15	52.04	43

	Trends	Res 4	Res 3	Res 2	Res 1	Spot	Sup 1	Sup 2	Sup 3	Sup 4	MA20	MA 50	MA 200	RSI 9	
Scandies	EUR/SEK	↘	9.3357 ¹⁶ Dec high	9.3188 ²¹ Dec high	9.2860 ²² Dec high	9.2513 ²³ Dec high	9.2141	9.1880 ⁷ Dec low	9.1794 ³ Dec low	9.1702 ¹⁸ Jun low	9.1590 ¹⁸ Mar low	9.2636	9.3141	9.3519	36
	EUR/NOK	→	9.7000 figure	9.6280 ^{Sep} YTD high	9.6080 ⁸ Dec high	9.5733 ²³ Dec high	9.5173	9.4602 ¹⁸ Dec low	9.4137 ¹⁷ Dec low	9.3773 ⁸ Dec low	9.3278 ³ Dec high	9.4273	9.3355	8.9947	57
	USD/SEK	→	8.6445 ¹⁹ Nov low	8.6045 ¹² Nov low	8.5830 ¹⁸ Dec high	8.5073 ²² Dec high	8.4245	8.3967 ¹⁵ Dec low	8.3287 ¹⁹ Oct high	8.2870 ²¹ Oct low	8.2643 ²⁰ Oct low	8.5319	8.5655	8.4685	36
	USD/NOK	↘	8.8595 ²⁹ Mar 02 high	8.8335 ¹⁷ Dec high	8.8132 ²¹ Dec high	8.7853 ²² Dec high	8.7029	8.6710 ¹⁷ Dec low	8.6100 ¹⁰ Dec low	8.5800 ¹⁹ Nov low	8.4965 ⁷ Dec low	8.6799	8.5827	8.1440	51
	EUR/DKK	→	7.47~ ^{early} Apr lows	7.4685 ^{May} high	7.4660 ^{Aug} high	7.4645 ^{fr 15--Dec} highs	7.4633	7.4580 ^{18-Dec} low	7.4565 ^{Nov} low	7.4545 ^{Oct} low	7.4518 ^{Jul} low	7.4615	7.4608	7.4620	60
	NOK/SEK	→	0.9878 ⁸ Dec high	0.9856 ¹⁷ Dec high	0.9815 ¹⁸ Dec high	0.9728 ²³ Dec high	0.9674	0.9624 ⁸ Dec low	0.9600 figure	0.9580 projection	0.9548 ^{Lower supt line fr}	0.9818	0.9967	1.0399	36
Majors	EUR/USD	→	1.1060 ¹⁵ Dec high	1.1010 ¹⁶ Dec high	1.0984 ²² Dec high	1.0957 ²³ Dec high	1.0935	1.0870 ²³ Dec low	1.0848 ²¹ Dec low	1.0796 ⁷ Dec low	1.0763 ¹⁹ Nov high	1.0856	1.0875	1.1043	56
	USD/JPY	↘	121.76 ^{intraday} level	121.50 ²¹ Dec high	121.31 ²² Dec high	121.14 ²³ Dec high	120.52	120.35 ¹⁴ Dec low	120.07 ²⁸ Oct low	119.62 ²² Oct low	119.41 ²⁰ Oct low	122.01	121.89	121.59	33
	EUR/GBP	→	.7475 ¹⁴ Oct high	.7424 ¹⁵ Oct high	.7416 ²² Dec high	.7391 ²³ Dec high	0.7347	.7307 ¹⁶ Dec high	.7272 ²¹ Dec low	.7240 ^{17/18} Dec lows	.7193 ¹⁴ Dec low	0.7226	0.7167	0.7206	69
	GBP/USD	↘	1.5007 ¹⁷ Dec high	1.4957 ⁸ Dec low	1.4930 ²¹ Dec high	1.4908 ²² Dec high	1.4883	1.4806 ²² Dec low	1.4740 ¹ Apr low	1.4700 ¹⁵ Apr low	1.4604 ¹⁴ Apr low	1.5020	1.5168	1.5321	37
	USD/CHF	→	1.0011 ⁸ Dec high	0.9990 ¹⁷ Dec high	0.9976 ¹⁸ Dec high	0.9946 ²³ Dec high	0.9883	0.9857 ²² Dec low	0.9810 ¹⁶ Dec low	0.9786 ¹⁴ Dec low	0.9757 ²⁶ Oct low	0.9973	0.9961	0.9648	42
	EUR/JPY	→	133.78 ^{11/16/18} Dec highs	133.30 ⁷ Dec low	132.80 ²² Dec high	132.66 ²³ Dec high	131.79	131.51 ²³ Dec low	131.04 ¹⁸ Dec low	129.92 ³ Dec low	129.67 ²⁷ Nov low	132.46	132.54	134.26	42
	EUR/CHF	↘	1.0916 ⁴ Dec high	1.0877 ⁷ Dec high	1.0859 ⁸ Dec congestion	1.0847 ²² Dec high	1.0804	1.0773 ²¹ Dec low	1.0756 ¹⁸ Dec low	1.0737 ⁶ Nov low	1.0713 ²⁰ Aug low	1.0828	1.0831	1.0653	46
	AUD/USD	→	.7385 ⁴ Dec high	.7346 ⁷ Dec high	.7335 ¹⁰ Dec high	.7283 ^{11/15} Dec highs	0.7254	.7200 ¹⁸ Dec high	.7182 ²² Dec low	.7155 ²¹ Dec low	.7112 ¹⁸ Dec low	0.7238	0.7192	0.7426	55
	USD/CAD	→	1.4003 ^{May '04} high	1.4000 figure	1.3999 ¹⁸ Dec high	1.3965 ²² Dec high	1.3850	1.3848 ¹⁶ Dec high	1.3780 ¹⁴ Dec high	1.3639 ¹⁰ Dec high	1.3455 ²⁹ Sep high	1.3643	1.3380	1.2876	68
	NZD/USD	→	.6924 ²⁵ Jun high	.6897 ¹⁵ Oct high	.6865 ^{200-day} MA line	.6836 ²² Dec high	0.6803	.6760 ²² Dec low	.6720 ²¹ Dec low	.6682 ¹⁸ Dec low/T-line	.6605 ²⁰ Nov high	0.6709	0.6660	0.6857	63
	EUR/CAD	↗	1.5550 ^{24-Aug} YTD high	1.5430 ^{25-6-Aug} highs	.5300-20 ^{Tues} excls high	1.5290 ^{May 14} high	1.5144	1.5000 figure	1.4940 ^{15-Dec} low	1.4895 ^{11-Dec} high	1.4800 ^{S/R} level	1.4814	1.4549	1.4216	66
GBP/JPY	↘	183.38 ¹⁰ Dec low	182.13 ¹⁴ Dec low	181.23 ²¹ Dec high	180.62 ²² Dec high	179.42	179.03 ²² Dec low	178.75 ¹⁷ Apr high	178.47 ²² Apr low	178.04 ¹⁶ Apr high	183.29	184.90	186.31	19	
EM	USD/CNH	→	6.6025 ⁶ Jan 20 ¹¹ high	6.5946 ¹² Aug high	6.5742 ¹⁸ Dec high	6.5580 ²¹ Dec high	6.5401	6.5230 ¹⁷ Dec low	6.5142 ¹⁶ Dec low	6.5000 figure	6.4857 ⁹ Dec low	6.5000	6.4327	6.3127	60
	USD/ZAR	→	16.100 figure	16.025 ^{11-Dec} YTD high	15.48~ ^{10 & 14-Dec} highs	15.270 ^{17-Dec} high	15.183	15.0550 ^{Tues} low	14.7885 ^{16-Dec} low	14.600 ^{spike} accel	14.495 ^{1-Dec} high	14.882	14.293	13.007	59
	USD/BRL	↗	4.1530 ²⁹ Sep high	4.0450 ⁰² Oct high	4.0400 ²¹ Dec high	4.0160 ²² Dec high	3.9412	3.9170 ^{break} level	3.8740 ¹⁸ Dec low	3.8330 ^{50-day} MA	3.7950 ^{100-day} MA	3.8638	3.8348	3.4645	60
	USD/MXN	↘	18.000 figure	17.465 ¹⁴ Dec high	17.347 ¹⁵ Dec high	17.234 ²² Dec high	17.230	16.918 ⁰⁹ Nov high	16.800 ^{break} level	16.730 ^{50-day} MA	16.319 ¹⁵ Oct low	16.976	16.750	16.108	65
	EUR/PLN	→	4.3700 ^{14, 15-Dec} highs	4.34~ ^{15-Dec} sell accel	4.3030 ^{18-Dec} high	4.2565 ^{22-Dec} high	4.2447	4.2300 ^{21, 22-Dec} lows	4.23~ ^{uptrend} from Aug	4.2070 ^{9-Oct} low	4.2045 ^{11-Nov} low	4.2989	4.2713	4.1737	31
	EUR/CZK	→	27.290 ^{25-Sep} high	27.12~ ^{downtrend} fr April	27.120 ^{Nov} high	27.064 ^{16-Dec} i	27.016	26.97~ ^{fr} Sep lows	26.960 ^{11-Dec} YTD low	26.914 ^{8-Nov-13} low	25.710 ^{7-Nov-13} low	27.017	27.034	27.172	50
	EUR/HUF	↘	320.25 ^{Jan} highs blw spik	318.00 ^{Jul} high. ^{11-Dec} hi	317.00 ^{18-Dec} high	315.00~ ^{mid-Dec} lows	314.43	312.80 ^{18-Dec} low	311.00 ^{7-Dec} low	309.35 ^{3-Dec} low	308.62 ^{20-Nov} ow	313.98	312.48	309.49	52
	EUR/TRY	→	3.3465 ^{15-Oct} high	3.3105 ^{21-Oct} high	3.2250 ^{15-Dec} low	3.2060 ^{17-Dec} high	3.1941	3.1175 ^{27-Nov} high	3.0775 ^{2-Dec} high	3.0320 ^{23-Nov} high	3.0075 ^{23-Nov} low	3.1722	3.1525	3.0911	54
	USD/PLN	↘	4.0581 ⁰³ Dec high	4.02~ ^{start} Dec lows	3.9950~ ^{7-9-Dec} highs	3.9255 ^{50-day} MA	3.8777	3.8643 ²² Dec low	3.86~ ^{Jul, Aug} highs	3.8395 ⁰² Nov low	3.8392 ^{100-day} MA	3.9603	3.9293	3.7816	32
USD/RUB	→	75.00 ^{break} level	73.00 figure	72.58 ^{17-Dec-14} high	72.31 ^{18-Dec} high	69.79	69.51 ¹⁶ Dec low	68.19 ^{10-Dec} low	68.14 ^{last} week low	67.05~ ^{earlier} Nov highs	69.19	66.16	60.28	53	
Other Markets	S&P 500 Futures	↗	2110 ^{Jul} high	2102 ⁰³ Nov high	2097 ⁰² Dec high	2073 ¹⁷ Dec high	2051	2020 ^{break} level	1983 ¹⁴ Dec low	1950 ^{break} level	1900 figure	2047	2053	2043	53
	DAX Futures	→	11433 ³⁰ Nov high	11324 ^{3-Dec} high	10995 ^{7-Dec} high	10900 ⁰⁸ Dec high	10744	10401 ²² Dec low	10119 ¹⁴ Dec low	10000 figure	9885 ¹⁴ Oct low	10767	10760	11033	53
	US 10y Futures	↘	128-00 figure	127-10 ¹¹ Dec high	126-24 ^{50-day} MA	126-21 ²² Dec high	126.09	125-21 ¹⁷ Dec low	125-12+ ¹⁶ Dec low	125-11 ^{break} level	125-09 ⁰⁴ Dec low	126.33	126.67	126.44	46
	Bund Futures	↘	161.00 figure	160.66 ^{27-Nov} high	159.36 ^{11-Dec} high	159.28 ^{21-Aug} high	159.01	157.81 ^{Wed} pm low	156.78 ^{16-Dec} low	156.42 ^{4-Dec} low	155.67 ^{16-Sep} high	157.92	157.29	156.58	60
	WTI Oil Futures	→	41.84 ²³ Nov low	40.69 ²⁴ Aug low	40.00 ²⁴ Aug low	39.13 ¹⁵ Dec high	37.68	35.35 ²¹ Dec low	35.15 projection	35.00 figure	33.55 ^{Feb '09} contin lo	38.97	43.15	52.04	43



Strong uptrend



Weak uptrend or higher in range



Sideways or in range



Weak downtrend or lower in range

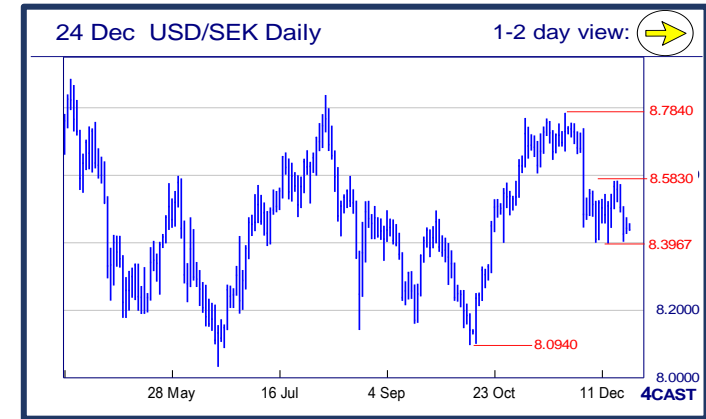
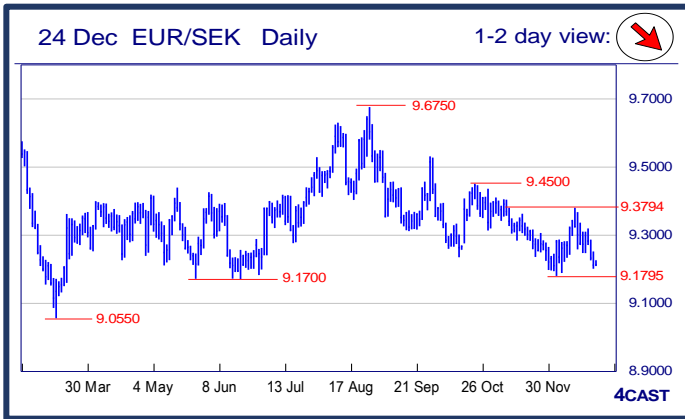


Strong downtrend



NOK, SEK opening updates

	1 day view	Resistance	Support	4cast
EUR/NOK		9.7000 9.6280 9.6080 9.5733	9.4602 9.4137 9.3773 9.3278	With upside checked by the strong hurdle at 9.6080, prices are slowly turning down within the broader 2-week consolidation and sinking towards 9.4602 support, where break will see lower end of consolidation at 9.4137 coming into play. [W.T]
EUR/SEK		9.3357 9.3188 9.2860 9.2513	9.1880 9.1794 9.1702 9.1590	Decline is gaining momentum and further enforced by the negative cross-over seen on daily MACD and targeting the strong support at 9.1794 and break will set bears on stronger footing. [W.T]
USD/NOK		8.8595 8.8335 8.8132 8.7853	8.6710 8.6100 8.5800 8.4965	Reversal from 8.8335 high with the negative crossing seen on daily MACD is keeping current corrective pullback in play and slip of 8.6710 support will boost setback towards the strong support at 8.6100. [W.T]
USD/SEK		8.6445 8.6045 8.5830 8.5073	8.3967 8.3287 8.2870 8.2643	Inside-range set last session is taking some pressure off the downside with the strong support at 8.3967 safely at bay and should expose intraday trade into consolidative mode and only lift above 8.5073 hurdle to expose higher rebound. [W.T]



Strong uptrend
 Weak uptrend or higher in range
 Sideways or in range
 Weak downtrend or lower in range
 Strong downtrend

Copyright and other intellectual property rights in the material in this document belong to 4CAST Limited and/or 4CAST Inc (4CAST). The material shall not, under any circumstances, be reproduced or distributed in whole or part without the prior written consent of 4CAST. The material in this document is based upon information which 4CAST considers to be reliable and the analysis and opinion in the material represents the view of 4CAST at the time of transmission (unless stated otherwise). Such analysis and opinion is subject to change without notice. The material is intended for use by parties knowledgeable and experienced in the financial sector and is only one source amongst others to be considered in carrying on their business or activity. ACCORDINGLY 4CAST MAKES NO REPRESENTATION OR WARRANTY EXPRESS OR IMPLIED STATUTORY OR OTHERWISE (INCLUDING BUT NOT LIMITED TO) THE ACCURACY OF THE MATERIAL IN THIS DOCUMENT OR THE FITNESS FOR PURPOSE AND ALL SUCH REPRESENTATIONS AND WARRANTIES ARE HEREBY EXPRESSLY EXCLUDED. 4CAST does not give or purport to give investment advice. Any action taken by users on the basis of material in this document is entirely at their own risk. Independent investment advice should be sought where appropriate. 4CAST website may link to or be linked to other Internet sites. 4CAST does not accept responsibility for the content of such other sites. 4CAST's terms and conditions of business apply to all fee-paying subscribers and trial users.