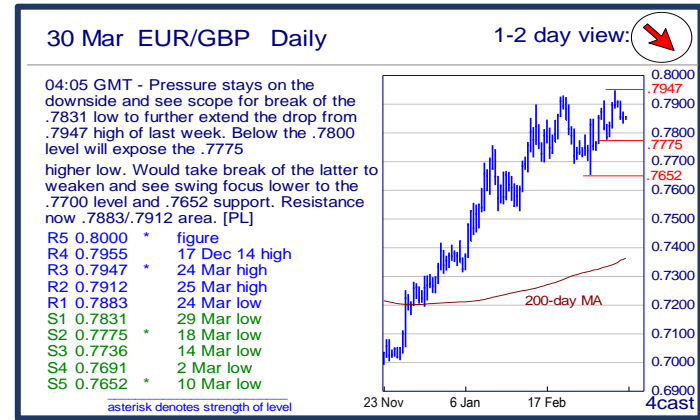
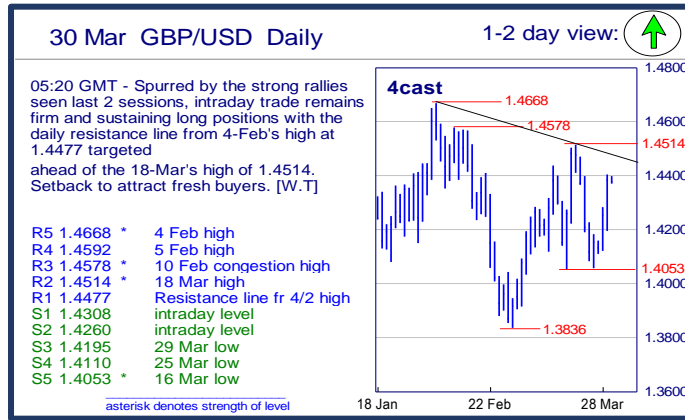
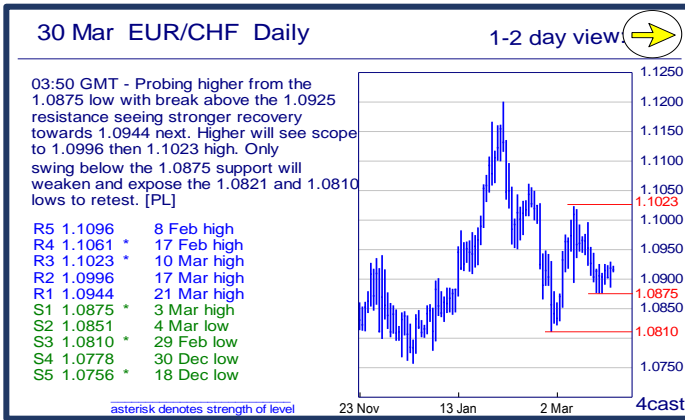
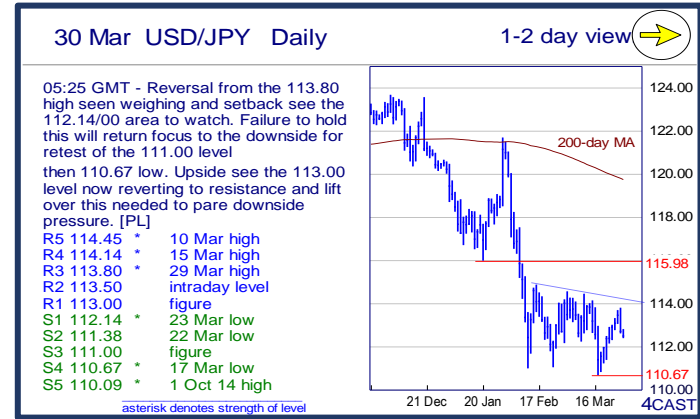
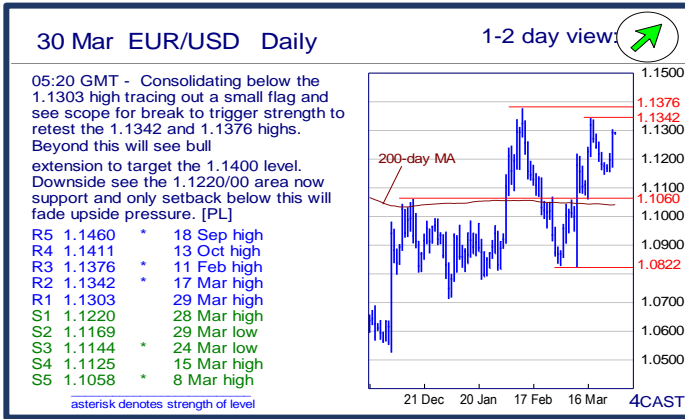


	Trends	Res 4	Res 3	Res 2	Res 1	Spot	Sup 1	Sup 2	Sup 3	Sup 4	MA20	MA50	MA200	RSI 9	
Scandies	EUR/SEK	→	9.3143	9.3066	9.2944	9.2860	9.2521	9.2374	9.2210	9.2060	9.1454	9.2791	9.3374	9.3523	43
	EUR/NOK	→	9.6200	9.5710	9.5280	9.5030	9.4673	9.4130	9.3705	9.3170	9.2765	9.4380	9.4894	9.3242	52
	USD/SEK	↓	8.3395	8.3204	8.2822	8.2627	8.1924	8.1660	8.1347	8.0940	8.0314	8.3191	8.4265	8.4717	30
	USD/NOK	↓	8.5500	8.5215	8.4630	8.4485	8.3818	8.3810	8.3605	8.3025	8.2640	8.4597	8.5613	8.4451	39
	EUR/DKK	↓	7.4662	7.4647	7.4635~	7.4575	7.4541	7.4510	7.4500	7.4472	7.4460	7.4571	7.4605	7.4613	41
	NOK/SEK	→	0.9962	0.9928	0.9892	0.9847	0.9766	0.9728	0.9670	0.9613	0.9600	0.9816	0.9825	1.0023	46
Majors	EUR/USD	↗	1.1411	1.1376	1.1342	1.1303	1.1293	1.1220	1.1169	1.1144	1.1125	1.1153	1.1080	1.1039	67
	USD/JPY	→	114.14	113.80	113.50	113.00	112.52	112.14	111.38	111.00	110.67	112.87	114.48	119.72	45
	EUR/GBP	↓	.7955	.7947	.7912	.7883	0.7854	.7831	.7775	.7736	.7691	0.7815	0.7759	0.7359	53
	GBP/USD	↑	1.4592	1.4578	1.4514	1.4477	1.4376	1.4308	1.4260	1.4195	1.4110	1.4270	1.4277	1.5011	59
	USD/CHF	↓	0.9819	0.9788	0.9763	0.9723	0.9666	0.9651	0.9640	0.9612	0.9578	0.9802	0.9903	0.9815	31
	EUR/JPY	↗	129.67	128.41	128.17	127.45	127.09	126.46	126.27	125.39	125.10	125.90	126.84	132.14	62
	EUR/CHF	→	1.1061	1.1023	1.0996	1.0944	1.0912	1.0875	1.0851	1.0810	1.0778	1.0934	1.0974	1.0835	45
	AUD/USD	↑	.7772	.7739	.7680	.7649	0.7618	.7570	.7510	.7493	.7477	0.7525	0.7280	0.7234	63
	USD/CAD	→	1.3672	1.3619	1.3358	1.3154	1.3068	1.3000	1.2919	1.2835	1.2500	1.3203	1.3586	1.3367	39
	NZD/USD	↗	.6940	.6924	.6897	.6874	0.6843	.6800	.6750	.6718	.6669	0.6738	0.6656	0.6607	63
	EUR/CAD	↓	1.5265	1.5145	1.5015	1.4875	1.4760	1.4525	1.4380	1.4225	1.4035	1.4728	1.5054	1.4752	49
GBP/JPY	↗	164.88	164.10	162.95	162.50	161.7800	161.64	161.35	160.19	159.37	161.0695	163.4712	179.8871	56	
EM	USD/CNH	↓	6.5298	6.5200	6.5137	6.5040	6.4918	6.4826	6.4606	6.4443	6.4151	6.4981	6.5366	6.4333	44
	USD/ZAR	→	16.440	16.310	16.240	15.750	15.1847	15.025	14.790	14.490	14.240	15.3720	15.6782	14.2925	42
	USD/BRL	→	3.8740	3.8380	3.7420	3.7210	3.6339	3.6230	3.5710	3.5500	3.5000	3.6765	3.8634	3.7475	41
	USD/MXN	→	18.394	18.117	17.952	17.623	17.326	17.305	17.222	17.155	17.020	17.604	18.090	17.041	35
	EUR/PLN	↓	4.3770	4.3700	4.3125	4.3000	4.2493	4.2360	4.2240	4.2045	4.1785~	4.2868	4.3609	4.2667	30
	EUR/CZK	→	27.19~	27.140	27.131	27.08~	27.040	27.00-3	26.960	26.949	26.914	27.030	27.025	27.048	53
	EUR/HUF	↗	319.10	318.00	316.35	314.65	313.14	312.00	309.20	307.30	306.72	310.91	310.68	311.95	64
	EUR/TRY	→	3.3145	3.2830	3.2705	3.2495	3.2112	3.1640	3.1380	3.1175	3.0775	3.2079	3.2381	3.1980	49
	USD/PLN	↓	3.9553	3.9394	3.8925	3.8653	3.7603	3.7577	3.7500	3.7380	3.6787	3.8411	3.9332	3.8677	25
USD/RUB	↓	76.40	74.50~	74.30	72.22	68.29	67.52	67.34	66.05	64.68	69.73	74.22	67.65	38	
Other Markets	S&P 500 Futures	→	2105	2090	2081	2068	2050	2011	1997	1939	1877	1984	1927	2005	79
	DAX Futures	→	11000	10693	10165	10153	9926	9747	9395	9000	8690	9831	9577	10389	55
	US 10y Futures	→	132-20+	131-19	131-14	130-27	130.02	129-17	128-31	128-20+	128-16	129.84	129.68	127.17	48
	Bund Futures	↗	166.00	165.00	164.50	164.00	163.53	162.22	161.80	160.81	160.40	162.77	162.69	158.02	37
	WTI Oil Futures	↓	44.37	42.49	40.48	39.20	38.61	38.00	37.75	37.52	36.00	36.19	33.89	45.43	66

	Trends	Res 4	Res 3	Res 2	Res 1	Spot	Sup 1	Sup 2	Sup 3	Sup 4	MA20	MA 50	MA 200	RSI 9	
Scandies	EUR/SEK	→	9.3143 14 Mar high	9.3066 17 Mar high	9.2944 28 Mar high	9.2860 29 Mar high	9.2521	9.2374 24 Mar low	9.2210 23 Mar low	9.2060 16/17 Mar low	9.1454 4 Jan low	9.2791	9.3374	9.3523	43
	EUR/NOK	→	9.6200 24 Feb high	9.5710 10 Mar high	9.5280 16 Mar high	9.5030 29 Mar high	9.4673	9.4130 22 Mar low	9.3705 18 Mar low	9.3170 7 Mar low	9.2765 10 Mar low	9.4380	9.4894	9.3242	52
	USD/SEK	↓	8.3395 11 Feb low	8.3204 28 Mar high	8.2822 intraday level	8.2627 intraday level	8.1924	8.1660 18 Mar low	8.1347 17 Mar low	8.0940 14 Oct low	8.0314 18 Jun low	8.3191	8.4265	8.4717	30
	USD/NOK	↓	8.5500 intraday level	8.5215 24 Mar high	8.4630 25 Mar low	8.4485 200-day MA	8.3818	8.3810 29 Mar low	8.3605 21 Mar low	8.3025 18 May low	8.2640 23 Oct low	8.4597	8.5613	8.4451	39
	EUR/DKK	↓	7.4662 16-Feb YTD high	7.4647 24-Feb high	7.4635~ 7-9-Mar highs	7.4575 17-Mar high	7.4541	7.4510 23-Mar low	7.4500 figure	7.4472 mid-Mar-15 low	7.4460 Mar-15 low	7.4571	7.4605	7.4613	41
	NOK/SEK	→	0.9962 10 Mar high	0.9928 11 Mar high	0.9892 18 Mar high	0.9847 28 Mar high	0.9766	0.9728 23 Mar low	0.9670 16 Mar low	0.9613 21 Jan low	0.9600 figure	0.9816	0.9825	1.0023	46
Majors	EUR/USD	↗	1.1411 13 Oct high	1.1376 11 Feb high	1.1342 17 Mar high	1.1303 29 Mar high	1.1293	1.1220 28 Mar high	1.1169 29 Mar low	1.1144 24 Mar low	1.1125 15 Mar high	1.1153	1.1080	1.1039	67
	USD/JPY	→	114.14 15 Mar high	113.80 29 Mar high	113.50 intraday level	113.00 figure	112.52	112.14 23 Mar low	111.38 22 Mar low	111.00 figure	110.67 17 Mar low	112.87	114.48	119.72	45
	EUR/GBP	↓	.7955 17 Dec 14 high	.7947 24 Mar high	.7912 25 Mar high	.7883 24 Mar low	0.7854	.7831 29 Mar low	.7775 18 Mar low	.7736 14 Mar low	.7691 2 Mar low	0.7815	0.7759	0.7359	53
	GBP/USD	↗	1.4592 5 Feb high	1.4578 10 Feb congestion	1.4514 18 Mar high	1.4477 Resistance line fr	1.4376	1.4308 intraday level	1.4260 intraday level	1.4195 29 Mar low	1.4110 25 Mar low	1.4270	1.4277	1.5011	59
	USD/CHF	↓	0.9819 200-day MA	0.9788 25 Mar high	0.9763 29 Mar high	0.9723 28 Mar low	0.9666	0.9651 17 Mar low	0.9640 trendline from Ma	0.9612 21 Oct high	0.9578 19 Oct high	0.9802	0.9903	0.9815	31
	EUR/JPY	↗	129.67 27 Nov low	128.41 618%Jan/Mar do	128.17 16 Feb high	127.45 29 Mar high	127.09	126.46 25 Mar high	126.27 22 Mar high	125.39 24 Mar low	125.10 15 Mar low	125.90	126.84	132.14	62
	EUR/CHF	→	1.1061 17 Feb high	1.1023 10 Mar high	1.0996 17 Mar high	1.0944 21 Mar high	1.0912	1.0875 3 Mar high	1.0851 4 Mar low	1.0810 29 Feb low	1.0778 30 Dec low	1.0934	1.0974	1.0835	45
	AUD/USD	↗	.7772 24 Jun high	.7739 1 Jul high	.7680 18 Mar high	.7649 23 Mar high	0.7618	.7570 intraday level	.7510 29 Mar low	.7493 28 Mar low	.7477 24 Mar low	0.7525	0.7280	0.7234	63
	USD/CAD	→	1.3672 100-day MA	1.3619 50-day MA	1.3358 200-day MA	1.3154 50-week MA	1.3068	1.3000 break level	1.2919 18 Mar low	1.2835 Mar 15 high	1.2500 break level	1.3203	1.3586	1.3367	39
	NZD/USD	↗	.6940 19 Jun high	.6924 25 Jun high	.6897 15 Oct high	.6874 18 Mar high	0.6843	.6800 figure	.6750 intraday level	.6718 29 Mar low	.6669 28 Mar low	0.6738	0.6656	0.6607	63
	EUR/CAD	↓	1.5265 24-Feb high	1.5145 25-Feb high	1.5015 10-Mar high	1.4875 15-Mar high	1.4760	1.4525 1-Mar low	1.4380 10-Mar low	1.4225 1-Dec high	1.4035 3-Dec low	1.4728	1.5054	1.4752	49
GBP/JPY	↗	164.88 50%of 175.02-154	164.10 11/14 Mar highs	162.95 15 Mar high	162.50 29 Mar high	161.78	161.64 intraday level	161.35 29 Mar low	160.19 25 Mar high	159.37 25 Mar low	161.07	163.47	179.89	56	
EM	USD/CNH	↓	6.5298 4 Mar high	6.5200 29 Mar high	6.5137 intraday level	6.5040 intraday level	6.4918	6.4826 22 Mar low	6.4606 21 Mar low	6.4443 18 Mar low	6.4151 25 Nov low	6.4981	6.5366	6.4333	44
	USD/ZAR	→	16.440 3-Feb high	16.310 26-Feb high	16.240 16-Mar high	15.750 17-Mar high	15.185	15.025 10-Mar low	14.790 16-Dec low	14.490 30-Nov high	14.240 3-Dec low	15.372	15.678	14.292	42
	USD/BRL	→	3.8740 50-day MA	3.8380 29 Dec low	3.7420 200-day MA	3.7210 24 Mar high	3.6339	3.6230 50-week MA	3.5710 11 Mar low	3.5500 break level	3.5000 H&S target	3.6765	3.8634	3.7475	41
	USD/MXN	→	18.394 18 Feb high	18.117 50-day MA	17.952 17 Feb low	17.623 100-day MA	17.326	17.305 intraday low	17.222 18 Mar low	17.155 projection	17.020 200-day MA	17.604	18.090	17.041	35
	EUR/PLN	↓	4.3770 29-Feb high	4.3700 20 15 high, st-Feb	4.3125 16-Mar high	4.3000 figure	4.2493	4.2360 28-Mar low	4.2240 30-Dec-15 low	4.2045 11-Nov-15 low	4.1785~ 21, 22-Sep-15 lows	4.2868	4.3609	4.2667	30
	EUR/CZK	→	27.19~ 1-Oct high	27.140 Oct high	27.131 11-Feb YTD high	27.08~ fr 26-Feb highs	27.040	27.00-3 Nov-Feb high vol	26.960 Feb low	26.949 Dec-15/ last year l	26.914 8-Nov-13 low	27.030	27.025	27.048	53
	EUR/HUF	↗	319.10 12-Jan YTD high	318.00 Jul high, 11-Dec hi	316.35 20-Jan high	314.65 28-Jan high	313.14	312.00 figure	309.20 21-Mar low	307.30 4-Mar low	306.72 start Aug-15 lows	310.91	310.68	311.95	64
	EUR/TRY	→	3.3145 19-Feb high	3.2830 22-Feb high	3.2705 29-Feb high	3.2495 17-Mar high	3.2112	3.1640 3-Mar low	3.1380 18-Dec low	3.1175 10-Mar low	3.0775 2-Dec high	3.2079	3.2381	3.1980	49
	USD/PLN	↓	3.9553 100-day MA	3.9394 50-day MA	3.8925 16 Mar high	3.8653 200-day MA	3.7603	3.7577 29 Mar low	3.7500 projection	3.7380 break level	3.6787 Oct 15 low	3.8411	3.9332	3.8677	25
USD/RUB	↓	76.40 end-Feb highs	74.50~ Jan-Feb lows	74.30 50-day MA	72.22 100-day MA	68.29	67.52 25 Mar low	67.34 200-day MA	66.05 Dec 15 low	64.68 50-week MA	69.73	74.22	67.65	38	
Other Markets	S&P 500 Futures	→	2105 May 15 high	2090 2 Dec high	2081 7 Dec high	2068 30 Dec high	2050	2011 50-week MA	1997 200-day MA	1939 13 Jan high	1877 24 Feb low	1984	1927	2005	79
	DAX Futures	→	11000 figure	10693 gap break	10165 13 Jan high	10153 23 Mar high	9926	9747 17 Mar low	9395 10 Mar low	9000 gap break	8690 11 Feb low	9831	9577	10389	55
	US 10y Futures	→	132-20+ 11 Feb high	131-19 12 Feb high	131-14 24 Feb high	130-27 01 Mar high	130.02	129-17 17 Mar high	128-31 28 Mar low	128-20+ 23 Mar low	128-16 break level	129.84	129.68	127.17	48
	Bund Futures	↗	166.00 figure	165.00 ABC move	164.50 Trend top	164.00 29-Feb high	163.53	162.22 23-Mar low	161.80 16-Mar high, gap	160.81 10-Mar low	160.40 1-Feb low	162.77	162.69	158.02	37
	WTI Oil Futures	↓	44.37 Nov 15 low	42.49 18 Mar high	40.48 18 Mar high	39.20 100-day MA	38.61	38.00 intraday low	37.75 projection	37.52 28 Jan high	36.00 50-day MA	36.19	33.89	45.43	66



Strong uptrend



Weak uptrend or higher in range



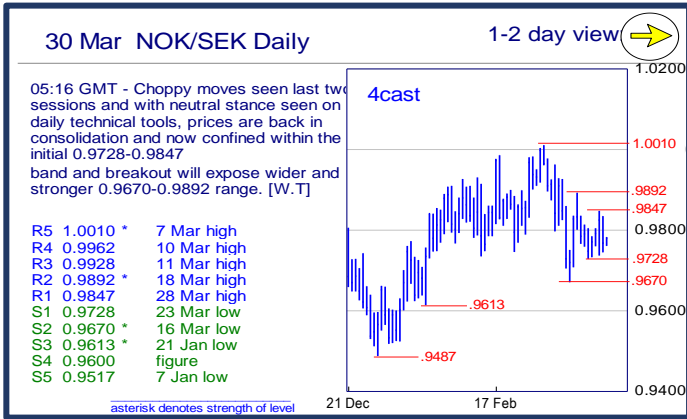
Sideways or in range



Weak downtrend or lower in range

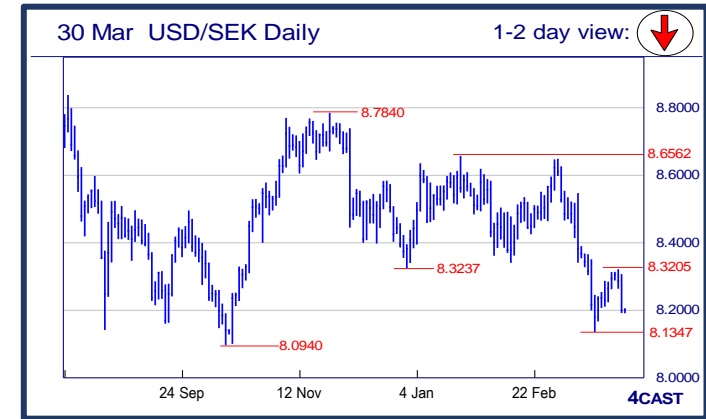
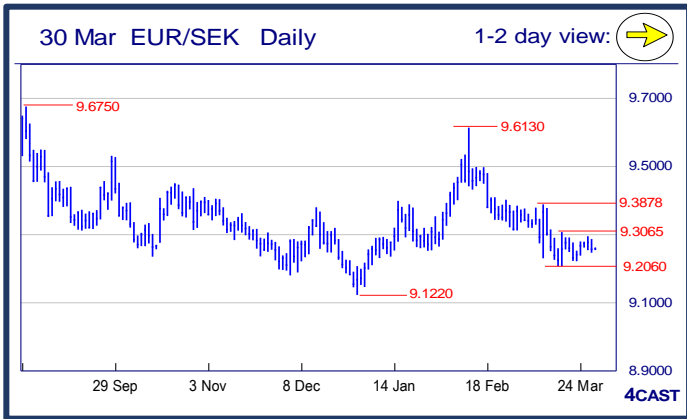


Strong downtrend



NOK, SEK opening updates

	1 day view	Resistance	Support	4cast
EUR/NOK		9.6200 9.5710 9.5280 9.5030	9.4130 9.3705 9.3170 9.2765	Edged above the 9.5000 level but probes higher checked at 9.5030 high. Break needed to extend recovery to retest 9.5280 and 9.5710 highs. Would take break of 9.4130 support to expose 9.3705 and then 9.3000 level. [P.L.]
EUR/SEK		9.3143 9.3066 9.2944 9.2860	9.2374 9.2210 9.2060 9.1454	Sell-off last session towards closing is fading further gain towards the strong resistance at 9.3066 with trade now a touch softer in consolidation and slip of 9.2374 support will expose setback towards 9.2210 then 9.2060. [W.T]
USD/NOK		8.5500 8.5215 8.4630 8.4485	8.3810 8.3605 8.3025 8.2640	Break of the 8.4000 level reached 8.3810 low but risk now seen for further decline to retest the 8.3025 low and further extend the drop from 8.9940 high. The 200-day MA at 8.4485 now resistance. [P.L.]
USD/SEK		8.3395 8.3204 8.2822 8.2627	8.1660 8.1347 8.0940 8.0314	Sharp decline last session confirmed a corrective high at 8.3204 and turning focus lower towards the strong support at 8.1347 and break needed to signal bears back in control. Intraday trade to attract sellers. [W.T]



Strong uptrend
 Weak uptrend or higher in range
 Sideways or in range
 Weak downtrend or lower in range
 Strong downtrend

Copyright and other intellectual property rights in the material in this document belong to 4CAST Limited and/or 4CAST Inc (4CAST). The material shall not, under any circumstances, be reproduced or distributed in whole or part without the prior written consent of 4CAST. The material in this document is based upon information which 4CAST considers to be reliable and the analysis and opinion in the material represents the view of 4CAST at the time of transmission (unless stated otherwise). Such analysis and opinion is subject to change without notice. The material is intended for use by parties knowledgeable and experienced in the financial sector and is only one source amongst others to be considered in carrying on their business or activity. ACCORDINGLY 4CAST MAKES NO REPRESENTATION OR WARRANTY EXPRESS OR IMPLIED STATUTORY OR OTHERWISE (INCLUDING BUT NOT LIMITED TO) THE ACCURACY OF THE MATERIAL IN THIS DOCUMENT OR THE FITNESS FOR PURPOSE AND ALL SUCH REPRESENTATIONS AND WARRANTIES ARE HEREBY EXPRESSLY EXCLUDED. 4CAST does not give or purport to give investment advice. Any action taken by users on the basis of material in this document is entirely at their own risk. Independent investment advice should be sought where appropriate. 4CAST website may link to or be linked to other Internet sites. 4CAST does not accept responsibility for the content of such other sites. 4CAST's terms and conditions of business apply to all fee-paying subscribers and trial users.