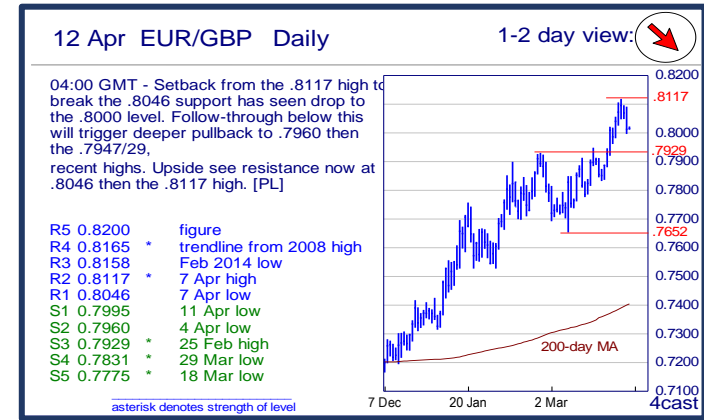
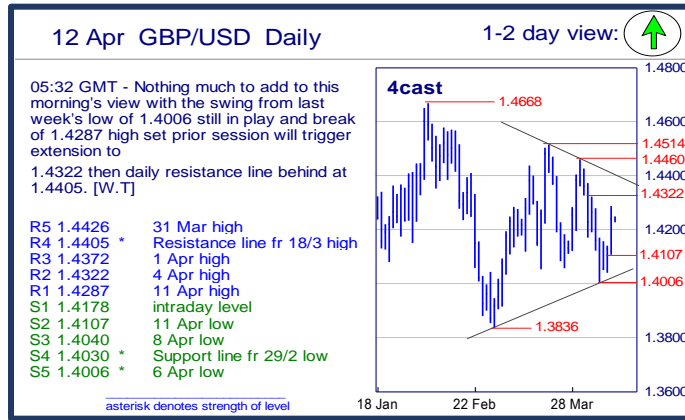
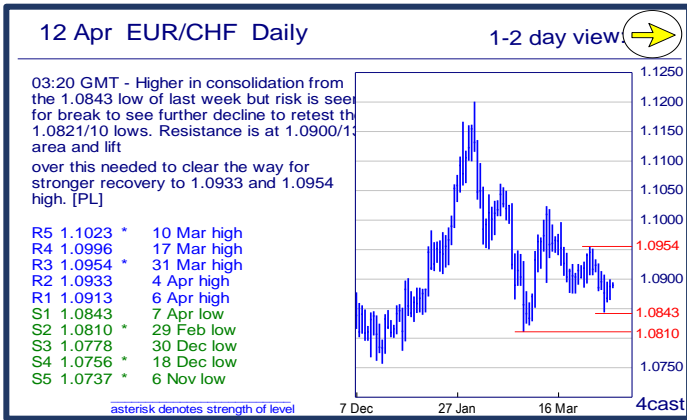
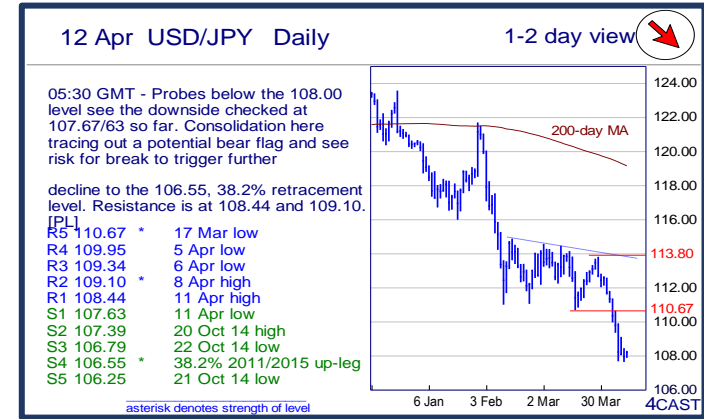
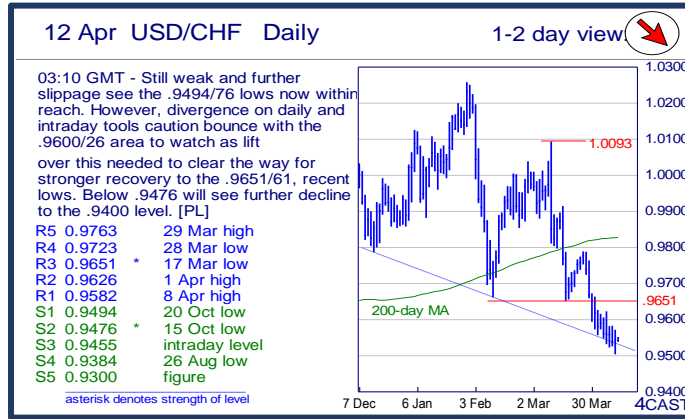
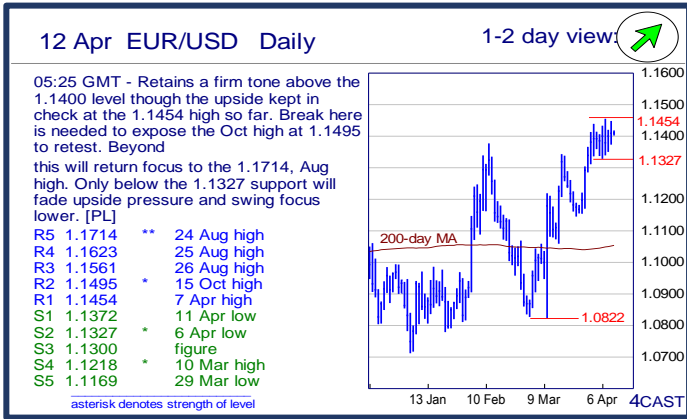


	Trends	Res 4	Res 3	Res 2	Res 1	Spot	Sup 1	Sup 2	Sup 3	Sup 4	MA20	MA50	MA200	RSI 9	
Scandies	EUR/SEK	→	9.3143	9.3092	9.2900	9.2724	9.2564	9.2383	9.2157	9.2060	9.1965	9.2579	9.3316	9.3504	46
	EUR/NOK	↘	9.5125	9.5000	9.4315	9.3950	9.3497	9.3385	9.3170	9.2765	9.2370	9.4455	9.4820	9.3512	34
	USD/SEK	→	8.2227	8.2044	8.1797	8.1613	8.1139	8.0927	8.0785	8.0314	8.0003	8.1879	8.3511	8.4608	31
	USD/NOK	↘	8.4140	8.3800	8.3025	8.2510	8.1947	8.1635	8.1385	8.0600	8.0390	8.3515	8.4831	8.4599	26
	EUR/DKK	→	7.4570	7.4525~	7.4505	7.4448	7.4441	7.44~	7.4388	7.4345	7.4290	7.4499	7.4571	7.4605	38
	NOK/SEK	↗	1.0027	1.0010	0.9962	0.9928	0.9890	0.9875	0.9847	0.9798	0.9736	0.9789	0.9827	0.9991	66
Majors	EUR/USD	↗	1.1623	1.1561	1.1495	1.1454	1.1407	1.1372	1.1327	1.1300	1.1218	1.1306	1.1174	1.1051	72
	USD/JPY	↘	109.95	109.34	109.10	108.44	108.16	107.63	107.39	106.79	106.55	111.23	112.79	119.13	20
	EUR/GBP	↘	.8165	.8158	.8117	.8046	0.8008	.7995	.7960	.7929	.7831	0.7933	0.7836	0.7401	58
	GBP/USD	↗	1.4405	1.4372	1.4322	1.4287	1.4241	1.4178	1.4107	1.4040	1.4030	1.4249	1.4258	1.4946	52
	USD/CHF	↘	0.9723	0.9651	0.9626	0.9582	0.9540	0.9494	0.9476	0.9455	0.9384	0.9646	0.9796	0.9823	25
	EUR/JPY	→	126.45	125.84	125.25	124.24	123.41	122.55	122.09	121.95	121.45	125.76	126.03	131.61	30
	EUR/CHF	→	1.0996	1.0954	1.0933	1.0913	1.0882	1.0843	1.0810	1.0778	1.0756	1.0909	1.0948	1.0855	41
	AUD/USD	→	.7739	.7723	.7679	.7637	0.7635	.7570	.7528	.7492	.7477	0.7587	0.7382	0.7233	58
	USD/CAD	↘	1.3415	1.3385	1.3216	1.3020-60	1.2891	1.2853	1.2835	1.2825	1.2780	1.3069	1.3391	1.3389	34
	NZD/USD	↗	.7012	.6966	.6937	.6904	0.6885	.6830	.6791	.6760	.6718	0.6800	0.6720	0.6611	62
	EUR/CAD	↘	1.5265	1.5145	1.5030	1.4965	1.4707	1.4645	1.4525	1.4380	1.4225	1.4777	1.4964	1.4794	41
GBP/JPY	↘	156.67	155.34	154.73	154.47	154.0800	153.50	152.84	151.94	151.66	158.4965	160.8310	178.2465	33	
EM	USD/CNH	↘	6.5200	6.5027	6.4940	6.4875	6.4750	6.4680	6.4572	6.4443	6.4408	6.4843	6.5118	6.4453	44
	USD/ZAR	↘	16.240	15.620	15.295	15.000	14.7170	14.615	14.490	14.240	14.000	15.1145	15.4237	14.4097	37
	USD/BRL	↗	3.7180	3.6950	3.5896	3.5327	3.4901	3.4590	3.4358	3.3363	3.3155	3.6220	3.7794	3.7682	34
	USD/MXN	↗	17.980	17.955	17.952	17.835	17.619	17.60~	17.487	17.292	17.097	17.502	17.938	17.127	51
	EUR/PLN	↗	4.3700	4.3520	4.3125	4.3010	4.2722	4.2544	4.2240~	4.2045	4.1816	4.2635	4.3241	4.2707	50
	EUR/CZK	→	27.19~	27.140	27.130	27.102	27.026	27.008	26.949	26.944	26.914	27.023	27.026	27.040	52
	EUR/HUF	→	319.10	318.00	316.35	315.00	311.54	311.50~	309.20	307.30	306.72	312.19	310.75	311.87	46
	EUR/TRY	↗	3.3420	3.3145	3.2830	3.2705	3.2286	3.2175	3.1950	3.1640	3.1380	3.2199	3.2348	3.2091	52
	USD/PLN	→	3.8817	3.8654	3.8413	3.8000	3.7453	3.7264	3.7056	3.6850	3.6787	3.7713	3.8712	3.8667	39
USD/RUB	↘	74.50~	72.55	72.42	67.86	66.89	66.75	65.00	62.05	60.00	68.02	72.27	68.18	37	
Other Markets	S&P 500 Futures	↗	2096	2090	2071	2062	2037	2026	2010	1996	1939	1984	1927	2005	79
	DAX Futures	→	11000	10693	10165	10000	9726	9472	9395	9000	8690	9868	9597	10320	47
	US 10y Futures	↗	132-00	131-14	131-10	131-09½	130.29	130-27	130-10	130-03	129-29	129.84	129.68	127.17	48
	Bund Futures	→	166.00	165.00	164.50	164.60	164.04	163.43	163.03	162.22	161.80	162.77	162.69	158.02	37
	WTI Oil Futures	↗	42.49	41.97	41.34	40.77	40.23	38.25	36.72	37.45	32.42	38.65	35.02	41.03	63

	Trends	Res 4	Res 3	Res 2	Res 1	Spot	Sup 1	Sup 2	Sup 3	Sup 4	MA20	MA 50	MA 200	RSI 9	
Scandies	EUR/SEK	→	9.3143 14 Mar high	9.3092 6 Apr high	9.2900 intraday level	9.2724 intraday level	9.2564	9.2383 6 Apr low	9.2157 30/31Mar low	9.2060 16/17Mar low	9.1965 5 Jan low	9.2579	9.3316	9.3504	46
	EUR/NOK	↘	9.5125 5 Apr high	9.5000 figure	9.4315 7 Apr low	9.3950 1 Apr low	9.3497	9.3385 11Apr low	9.3170 7 Mar low	9.2765 10 Mar low	9.2370 4 Dec low	9.4455	9.4820	9.3512	34
	USD/SEK	→	8.2227 23 Mar low	8.2044 30 Mar high	8.1797 6 Apr high	8.1613 11Apr high	8.1139	8.0927 11Apr low	8.0785 1Apr low	8.0314 18 Jun low	8.0003 14 Jan '15 low	8.1879	8.3511	8.4608	31
	USD/NOK	↘	8.4140 28 Mar low	8.3800 5 Apr high	8.3025 18 Mar low	8.2510 1 Apr low	8.1947	8.1635 11Apr low	8.1385 15 Oct high	8.0600 16 Oct low	8.0390 14 Oct low	8.3515	8.4831	8.4599	26
	EUR/DKK	→	7.4570 mid-Mar highs	7.4525~ mid-20'15 lows	7.4505 5-Apr high	7.4448 Wed high	7.4441	7.44~ Feb-'15 lows	7.4388 4, 5-Apr lows	7.4345 22-Jan-'15 low	7.4290 Jan-'15/ last yr low	7.4499	7.4571	7.4605	38
	NOK/SEK	↗	1.0027 4 Dec high	1.0010 7 Mar high	0.9962 10 Mar high	0.9928 11 Mar high	0.9890	0.9875 11Apr low	0.9847 28 Mar high, bree	0.9798 8 Apr low	0.9736 28 Mar low	0.9789	0.9827	0.9991	66
Majors	EUR/USD	↗	1.1623 25 Aug high	1.1561 26 Aug high	1.1495 15 Oct high	1.1454 7 Apr high	1.1407	1.1372 11Apr low	1.1327 6 Apr low	1.1300 figure	1.1218 10 Mar high	1.1306	1.1174	1.1051	72
	USD/JPY	↘	109.95 5 Apr low	109.34 6 Apr low	109.10 8 Apr high	108.44 11Apr high	108.16	107.63 11Apr low	107.39 20 Oct 14 high	106.79 22 Oct 14 low	106.55 38.2%2011/2015	111.23	112.79	119.13	20
	EUR/GBP	↘	.8165 trendline from 20'	.8158 Feb 2014 low	.8117 7 Apr high	.8046 7 Apr low	0.8008	.7995 11Apr low	.7960 4 Apr low	.7929 25 Feb high	.7831 29 Mar low	0.7933	0.7836	0.7401	58
	GBP/USD	↗	1.4405 Resistance line fr	1.4372 1Apr high	1.4322 4 Apr high	1.4287 11Apr high	1.4241	1.4178 intraday level	1.4107 11Apr low	1.4040 8 Apr low	1.4030 Support line fr 25	1.4249	1.4258	1.4946	52
	USD/CHF	↘	0.9723 28 Mar low	0.9651 17 Mar low	0.9626 1Apr high	0.9582 8 Apr high	0.9540	0.9494 20 Oct low	0.9476 15 Oct low	0.9455 intraday level	0.9384 26 Aug low	0.9646	0.9796	0.9823	25
	EUR/JPY	→	126.45 4 Apr low	125.84 6 Apr high	125.25 5 Apr low	124.24 8 Apr high	123.41	122.55 7 Apr low	122.09 1Mar low	121.95 50%2012/2014 up	121.45 18 Mar 13 low	125.76	126.03	131.61	30
	EUR/CHF	→	1.0996 17 Mar high	1.0954 31Mar high	1.0933 4 Apr high	1.0913 6 Apr high	1.0882	1.0843 7 Apr low	1.0810 29 Feb low	1.0778 30 Dec low	1.0756 18 Dec low	1.0909	1.0948	1.0855	41
	AUD/USD	→	.7739 1Jul high	.7723 31Mar high	.7679 4 Apr high	.7637 7 Apr high	0.7635	.7570 intraday level	.7528 11Apr low	.7492 7 Apr low	.7477 24 Mar low	0.7587	0.7382	0.7233	58
	USD/CAD	↘	1.3415 50-day MA	1.3385 200-day MA	1.3216 29 Mar high	.3020-60 Fri accel	1.2891	1.2853 31Mar low	1.2835 Mar '15 high	1.2825 Oct-'15 lowh	1.2780 7 Jul high	1.3069	1.3391	1.3389	34
	NZD/USD	↗	.7012 17 Jun high	.6966 31Mar high	.6937 1Apr high	.6904 4 Apr high	0.6885	.6830 8 Apr high	.6791 11Apr low	.6760 5Apr low	.6718 29 Mar low	0.6800	0.6720	0.6611	62
	EUR/CAD	↘	1.5265 24-Feb high	1.5145 25-Feb high	1.5030 5-Apr high	1.4965 8-Apr high	1.4707	1.4645 31-Mar low	1.4525 1-Mar low	1.4380 10-Mar low	1.4225 1-Dec high	1.4777	1.4964	1.4794	41
	GBP/JPY	↘	156.67 6 Apr high	155.34 7 Apr high	154.73 24 Feb low, break	154.47 11Apr high	154.08	153.50 intraday level	152.84 intraday level	151.94 8 Apr low	151.66 7 Apr low	158.50	160.83	178.25	33
EM	USD/CNH	↘	6.5200 29 Mar high	6.5027 30 Mar high	6.4940 6 Apr high	6.4875 Trendline fr 7/11 high	6.4750	6.4680 11Apr low	6.4572 1Apr low	6.4443 18 Mar low	6.4408 200-day MA line	6.4843	6.5118	6.4453	44
	USD/ZAR	↘	16.240 16-Mar high	15.620 28-Mar high	15.295 6-Apr high	15.000 figure	14.717	14.615 1-Apr low	14.490 30-Nov high	14.240 3-Dec low	14.000 figure	15.115	15.424	14.410	37
	USD/BRL	↗	3.7180 07 Apr high	3.6950 8 Apr high	3.5896 11Apr high	3.5327 31Mar low	3.4901	3.4590 21Aug low	3.4358 10 Aug low	3.3363 31Jul low	3.3155 29 Jul low	3.6220	3.7794	3.7682	34
	USD/MXN	↗	17.980 early Mar highs	17.955 50-day MA	17.952 17 Feb low	17.835 11Apr high	17.619	17.60~ 6 & 7-Apr lows	17.487 04 Apr high	17.292 04 Apr low	17.097 200-day MA	17.502	17.938	17.127	51
	EUR/PLN	↗	4.3700 20'15 high, st-Feb	4.3520 3-Mar high	4.3125 16-Mar high	4.3010 Thurs pm high	4.2722	4.2544 6 Apr low	4.2240~ 30-Dec-'15 lo. Mo	4.2045 11-Nov-'15 low	4.1816 21 Sep low	4.2635	4.3241	4.2707	50
	EUR/CZK	→	27.19~ 1-Oct high	27.140 Oct high	27.130 11-Feb YTD high	27.102 fr 29-Feb highs	27.026	27.008 intraday level	26.949 Dec-'15/ last year l	26.944 11Apr low	26.914 8-Nov-'13 low	27.023	27.026	27.040	52
	EUR/HUF	→	319.10 12-Jan YTD high	318.00 Jul high, 11-Dec hi	316.35 20-Jan high	315.00 30, 31-Mar highs	311.54	311.50~ fr mid-Feb tops	309.20 21-Mar low	307.30 4-Mar low	306.72 start Aug-'15 lows	312.19	310.75	311.87	46
	EUR/TRY	↗	3.3420 11-Feb high	3.3145 18-Feb high	3.2830 22-Feb high	3.2705 29-Feb high	3.2286	3.2175 4-Apr high	3.1950 5-Apr low	3.1640 3-Mar low	3.1380 18-Dec low	3.2199	3.2348	3.2091	52
	USD/PLN	→	3.8817 50-day MA	3.8654 200-day MA	3.8413 24 Mar high	3.8000 break level	3.7453	3.7264 07 Apr low	3.7056 01Apr low	3.6850 break level	3.6787 Oct-'15 low	3.7713	3.8712	3.8667	39
USD/RUB	↘	74.50~ Jan-Feb lows	72.55 50-day MA	72.42 100-day MA	67.86 200-day MA	66.89	66.75 31-Mar low	65.00 50-week MA	62.05 Nov-'15 low	60.00 figure	68.02	72.27	68.18	37	
Other Markets	S&P 500 Futures	↗	2096 mid-Nov-'15 highh	2090 2-Dec-'15 high	2071 04 Apr high	2062 07 Apr high	2037	2026 07 Apr low	2010 50-week MA	1996 200-day MA	1939 13 Jan high	1984	1927	2005	79
	DAX Futures	→	11000 figure	10693 gap break	10165 13 Jan high	10000 break level	9726	9472 07 Apr low	9395 10 Mar low	9000 gap break	8690 11Feb low	9868	9597	10320	47
	US 10y Futures	↗	132-00 figure	131-14 24 Feb high	131-10 break level	131-09½ 07 Apr high	130.29	130-27 Fri low	130-10 last week low	130-03 break level	129-29 50-day MA	129.84	129.68	127.17	48
	Bund Futures	→	166.00 figure	165.00 ABC move	164.50 Trend top, M M	164.60 11-Apr high	164.04	163.43 04-Apr low	163.03 31-Mar low	162.22 23-Mar low	161.80 16-Mar high, gap	162.77	162.69	158.02	37
	WTI Oil Futures	↗	42.49 18 Mar high	41.97 March contin high	41.34 March contin high	40.77 break level	40.23	38.25 100-day MA	36.72 50-day MA	37.45 Fri low	32.42 24 Feb low	38.65	35.02	41.03	63



Strong uptrend



Weak uptrend or higher in range



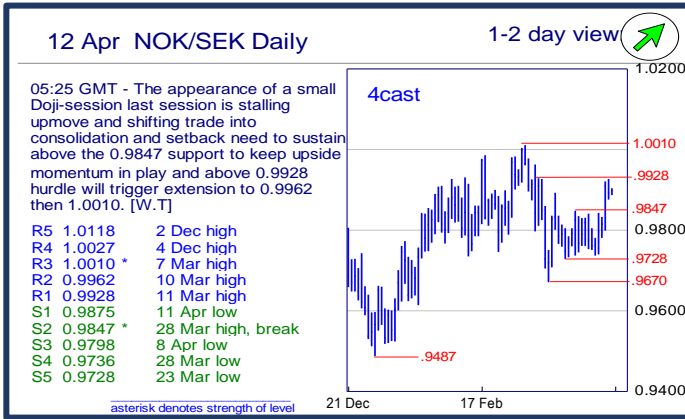
Sideways or in range



Weak downtrend or lower in range

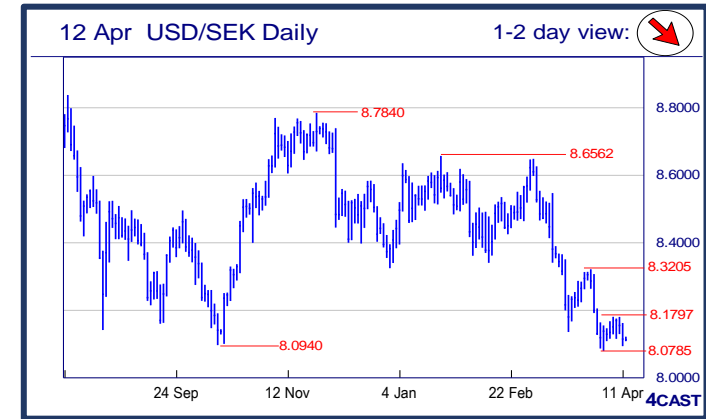
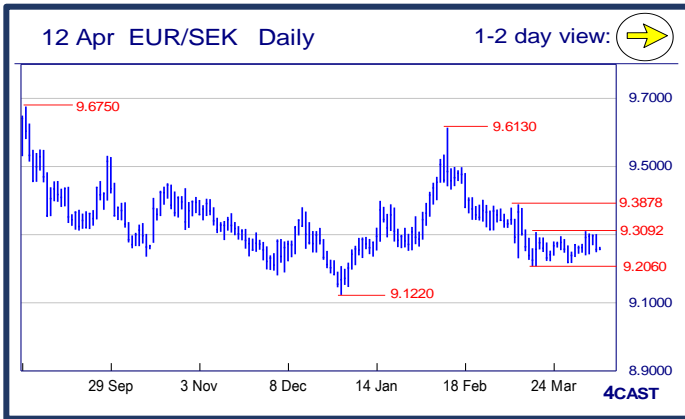


Strong downtrend



### NOK, SEK opening updates

	1 day view	Resistance	Support	4cast
EUR/NOK		9.5125 9.5000 9.4315 9.3950	9.3385 9.3170 9.2765 9.2370	Further extend the breakdown from the 9.3950 support to reach 9.3385 low. Break of the 200-day MA at 9.3510 see scope to target the 9.3000 level then the 9.2765 low. Recent lows at 9.3950 and 9.4315 now reverts to resistance. [P.L]
EUR/SEK		9.3143 9.3092 9.2900 9.2724	9.2383 9.2157 9.2060 9.1965	Sharp decline last session in the appearance of an Outside-range fading further upmove with trade now lower in broader consolidation with the band widened to 9.2060-9.3092 and best to trade this range until breakout for clearer signals. [W.T]
USD/NOK		8.4140 8.3800 8.3025 8.2510	8.1635 8.1385 8.0600 8.0390	Further extend drop from the 8.3800 high to take out the 8.2000 level to reach 8.1635 low. Lower will see further decline to 9.1385 and 8.0600 support. The recent lows at 8.2510 and 8.3025 now reverts to resistance. [P.L]
USD/SEK		8.2227 8.2044 8.1797 8.1613	8.0927 8.0785 8.0314 8.0003	Strong decline last session confirmed a corrective high set at 8.1797 with focus now shifting towards the recent low of 8.0785 and break will signal bigger downmove from 8.6476 high back in motion. [W.T]



Strong uptrend   
 Weak uptrend or higher in range   
 Sideways or in range   
 Weak downtrend or lower in range   
 Strong downtrend

Copyright and other intellectual property rights in the material in this document belong to 4CAST Limited and/or 4CAST Inc (4CAST). The material shall not, under any circumstances, be reproduced or distributed in whole or part without the prior written consent of 4CAST. The material in this document is based upon information which 4CAST considers to be reliable and the analysis and opinion in the material represents the view of 4CAST at the time of transmission (unless stated otherwise). Such analysis and opinion is subject to change without notice. The material is intended for use by parties knowledgeable and experienced in the financial sector and is only one source amongst others to be considered in carrying on their business or activity. ACCORDINGLY 4CAST MAKES NO REPRESENTATION OR WARRANTY EXPRESS OR IMPLIED STATUTORY OR OTHERWISE (INCLUDING BUT NOT LIMITED TO) THE ACCURACY OF THE MATERIAL IN THIS DOCUMENT OR THE FITNESS FOR PURPOSE AND ALL SUCH REPRESENTATIONS AND WARRANTIES ARE HEREBY EXPRESSLY EXCLUDED. 4CAST does not give or purport to give investment advice. Any action taken by users on the basis of material in this document is entirely at their own risk. Independent investment advice should be sought where appropriate. 4CAST website may link to or be linked to other Internet sites. 4CAST does not accept responsibility for the content of such other sites. 4CAST's terms and conditions of business apply to all fee-paying subscribers and trial users.