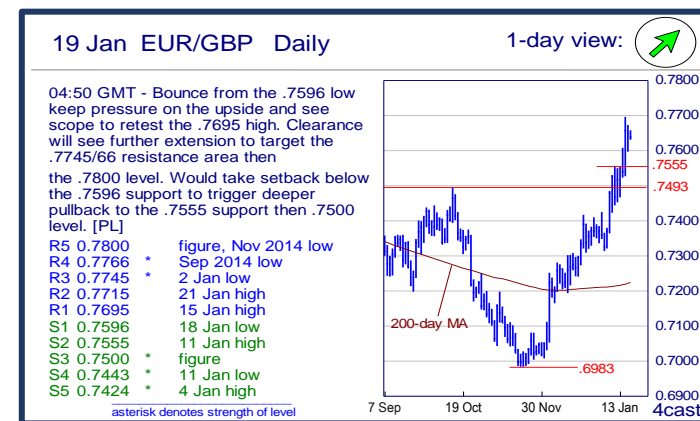
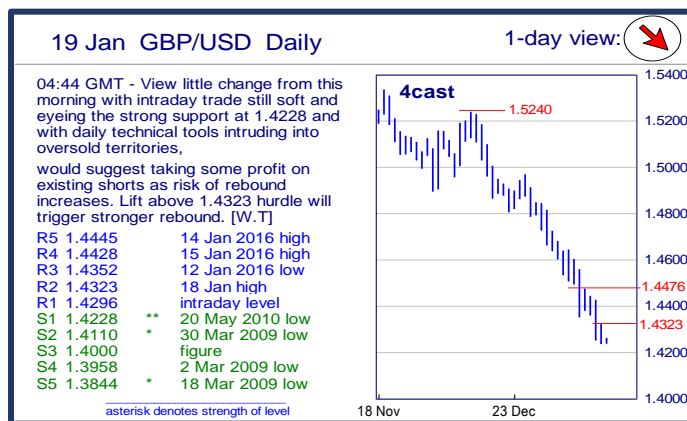
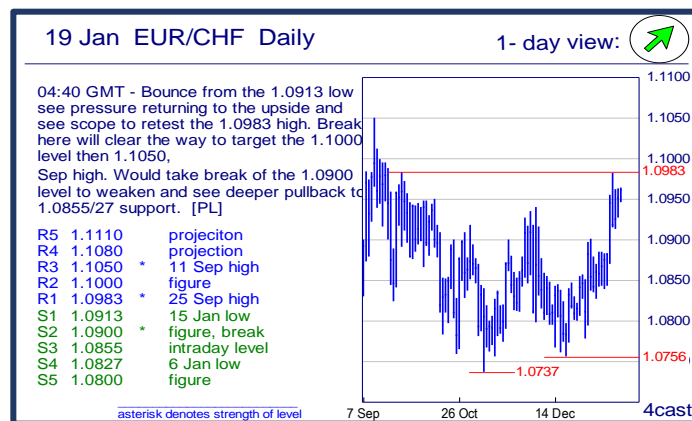
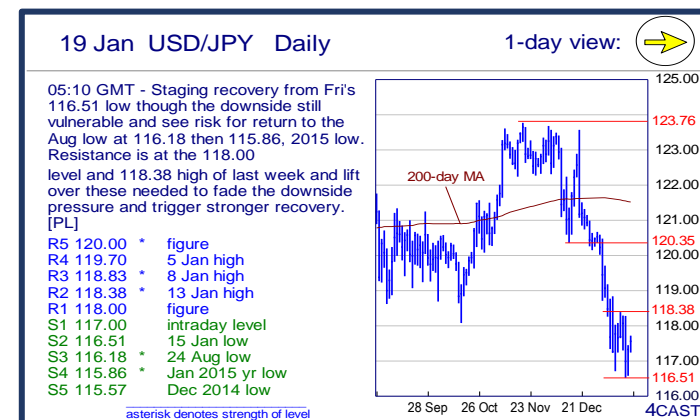
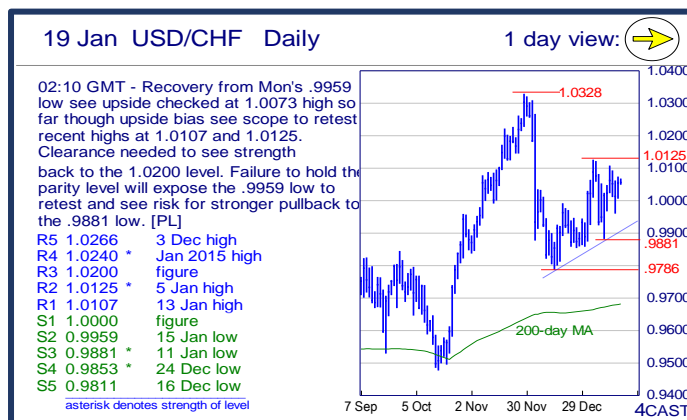
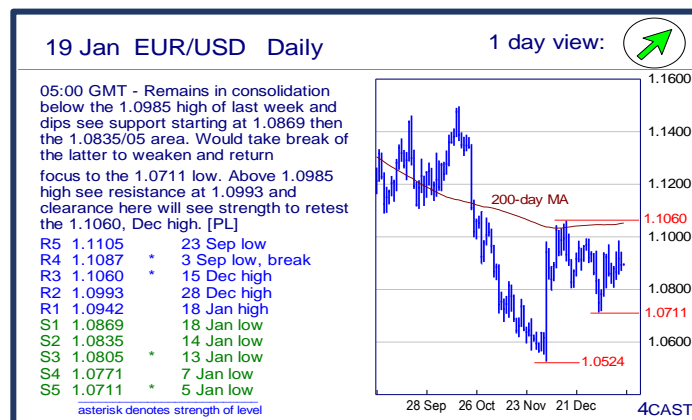


		Trends	Res 4	Res 3	Res 2	Res 1	Spot	Sup 1	Sup 2	Sup 3	Sup 4	MA20	MA50	MA200	RSI 9
Scandies	EUR/SEK	→	9.4353	9.4096	9.3982	9.3807	9.3416	9.3188	9.2923	9.2782	9.2524	9.2445	9.2669	9.3439	65
	EUR/NOK	↗	9.9500	9.8100	9.7480	9.7105	9.6777	9.6000	9.5335	9.5100	9.4775	9.6119	9.4540	9.0831	58
	USD/SEK	↗	8.7383	8.7000	8.6615	8.6346	8.5831	8.5610	8.4939	8.4576	8.4000	8.4899	8.5609	8.4560	62
	USD/NOK	↗	9.0480	9.0000	8.9580	8.9205	8.8913	8.8345	8.7565	8.7105	8.6610	8.8253	8.7300	8.2203	58
	EUR/DKK	↗	7.47~	7.4685	7.4665	7.4645	7.4627	7.4570	7.4568	7.4545	7.4518	7.4624	7.4616	7.4614	53
	NOK/SEK	↘	0.9856	0.9815	0.9772	0.9733	0.9650	0.9622	0.9600	0.9517	0.9487	0.9604	0.9794	1.0291	52
Majors	EUR/USD	↗	1.1087	1.1060	1.0993	1.0942	1.0884	1.0869	1.0835	1.0805	1.0771	1.0887	1.0824	1.1049	51
	USD/JPY	→	119.70	118.83	118.38	118.00	117.61	117.00	116.51	116.18	115.86	118.94	121.04	121.50	34
	EUR/GBP	↗	.7766	.7745	.7715	.7695	0.7630	.7596	.7555	.7500	.7443	0.7445	0.7262	0.7221	73
	GBP/USD	↘	1.4428	1.4352	1.4323	1.4296	1.4257	1.4228	1.4110	1.4000	1.3958	1.4620	1.4905	1.5300	14
	USD/CHF	→	1.0240	1.0200	1.0125	1.0107	1.0066	1.0000	0.9959	0.9881	0.9853	0.9983	1.0020	0.9678	60
	EUR/JPY	→	129.67	129.09	128.76	128.50	128.02	127.31	126.79	126.10	125.18	129.45	130.99	134.24	36
	EUR/CHF	↗	1.1080	1.1050	1.1000	1.0983	1.0959	1.0913	1.0900	1.0855	1.0827	1.0872	1.0847	1.0692	72
	AUD/USD	↘	.7097	.7049	.7002	.6928	0.6882	.6827	.6800	.6770	.6722	0.7102	0.7166	0.7371	28
	USD/CAD	↑	1.4720	1.4700	1.4650	1.4621	1.4490	1.4486	1.4400	1.4343	1.4300	1.4093	1.3734	1.3017	80
	NZD/USD	↘	.6590	.6541	.6509	.6492	0.6443	.6381	.6341	.6289	.6237	0.6666	0.6646	0.6777	19
	EUR/CAD	↗	1.6135	1.6095	1.6000	1.5975	1.5775	1.5550	1.5320	1.4955	1.4895	1.5338	1.4867	1.4377	75
	GBP/JPY	↘	170.00	169.17	168.82	168.16	167.7400	166.95	166.23	166.00	165.85	173.8790	180.4710	185.9219	21
EM	USD/CNH	→	6.6920	6.6525	6.6255	6.6170	6.6009	6.5730	6.5604	6.5485	6.5252	6.5953	6.5153	6.3481	52
	USD/ZAR	→	17.300	17.200	17.100	17.000	16.8220	16.435	16.025	15.610	15.270	15.9567	15.1290	13.3751	76
	USD/BRL	→	4.1530	4.1440	4.1000	4.0630	4.0567	3.8780	3.8760	3.8000	3.7000	3.9910	3.8863	3.5413	63
	USD/MXN	↗	18.730	18.495	18.380	18.327	18.160	18.000	17.844	17.465	17.100	17.601	17.135	16.339	75
	EUR/PLN	↗	4.5975	4.5235	4.4930	4.48~	4.4575	4.4290	4.3985	4.3762	4.3700	4.3228	4.2980	4.1980	77
	EUR/CZK	→	27.19~	27.140	27.105	27.065	27.000	26.960	26.949	26.914	25.710	27.014	27.016	27.135	46
	EUR/HUF	↘	320.25	319.10	318.00	316.55	315.24	313.60	313.00	312.15	311.00	314.73	313.60	310.92	52
	EUR/TRY	↗	3.4295	3.4000	3.3760	3.3465	3.3013	3.2500	3.2040	3.1380	3.1175	3.2393	3.1725	3.1300	65
	USD/PLN	↗	4.2865	4.2310	4.2000	4.1457	4.0958	3.9876	3.9625	3.9200	3.9000	3.9717	3.9716	3.8017	73
	USD/RUB	↑	84.50	80.00	79.90	79.40	79.37	77.20~	75.72	74.75	74.55	74.36	70.34	61.99	84
Other Markets	S&P 500 Futures	↘	1983	1947	1921	1900	1887	1849	1840	1824	1800	1980	2027	2036	32
	DAX Futures	↘	10227	10166	9834	9657	9524	9390	9389	9384	9301	10255	10633	10902	24
	US 10y Futures	↗	129-18+	129-09+	129-00	128-29	128.31	128-00	127-10	127-00	126-14	126.82	126.42	126.44	72
	Bund Futures	↗	163.00	162.00	161.00	160.66	159.01	159.36	158.70	158.45	157.52	157.92	157.68	156.77	60
	WTI Oil Futures	↘	36.39	35.35	32.21	29.93	29.37	28.36	28.08	28.00	27.55	34.37	38.98	50.35	20

		Trends	Res 4	Res 3	Res 2	Res 1	Spot	Sup 1	Sup 2	Sup 3	Sup 4	MA20	MA 50	MA 200	RSI 9
Scandies	EUR/SEK	→	9.4353 28 Oct high	9.4096 2 Nov high	9.3982 15 Jan high	9.3807 18 Jan high	9.3416	9.3188 21 Dec high	9.2923 11 Jan high	9.2782 15 Jan low	9.2524 14 Jan low	9.2445	9.2669	9.3439	65
	EUR/NOK	↗	9.9500 19 Dec 08 high	9.8100 24 Dec 08 low	9.7480 12 Jan high	9.7105 18 Jan high	9.6777	9.6000 figure	9.5335 13 Jan low	9.5100 14 Jan low	9.4775 24 Dec low	9.6119	9.4540	9.0831	58
	USD/SEK	↗	8.7383 3 Dec high	8.7000 figure	8.6615 12 Jan low	8.6346 5 Jan high	8.5831	8.5610 18 Jan low	8.4939 14 Jan low	8.4576 7 Jan low	8.4000 figure	8.4899	8.5609	8.4560	62
	USD/NOK	↗	9.0480 30 Jan 02 low	9.0000 figure	8.9580 11 Jan high	8.9205 18 Jan high	8.8913	8.8345 11 Jan low	8.7565 15 Jan low	8.7105 28 Dec high	8.6610 29 Dec low	8.8253	8.7300	8.2203	58
	EUR/DKK	↗	7.47~ early Apr lows	7.4685 May-15 high	7.4665 24-Dec high	7.4645 31-Dec high	7.4627	7.4570 7-Jan low	7.4568 Dec-15 low	7.4545 Oct-15 low	7.4518 Jul-15 low	7.4624	7.4616	7.4614	53
	NOK/SEK	↘	0.9856 17 Dec high	0.9815 18 Dec high	0.9772 15 Jan high	0.9733 18 Jan high	0.9650	0.9622 14 Jan low	0.9600 figure	0.9517 7 Jan low	0.9487 4 Jan low	0.9604	0.9794	1.0291	52
Majors	EUR/USD	↗	1.1087 3 Sep low, break	1.1060 15 Dec high	1.0993 28 Dec high	1.0942 18 Jan high	1.0884	1.0869 18 Jan low	1.0835 14 Jan low	1.0805 13 Jan low	1.0771 7 Jan low	1.0887	1.0824	1.1049	51
	USD/JPY	→	119.70 5 Jan high	118.83 8 Jan high	118.38 13 Jan high	118.00 figure	117.61	117.00 intraday level	116.51 15 Jan low	116.18 24 Aug low	115.86 Jan 2015 yr low	118.94	121.04	121.50	34
	EUR/GBP	↗	.7766 Sep 2014 low	.7745 2 Jan low	.7715 21 Jan high	.7695 15 Jan high	0.7630	.7596 18 Jan low	.7555 11 Jan high	.7500 figure	.7443 11 Jan low	0.7445	0.7262	0.7221	73
	GBP/USD	↘	1.4428 15 Jan 2016 high	1.4352 12 Jan 2016 low	1.4323 18 Jan high	1.4296 intraday level	1.4257	1.4228 20 May 2010 low	1.4110 30 Mar 2009 low	1.4000 figure	1.3958 2 Mar 2009 low	1.4620	1.4905	1.5300	14
	USD/CHF	→	1.0240 Jan 2015 high	1.0200 figure	1.0125 5 Jan high	1.0107 13 Jan high	1.0066	1.0000 figure	0.9959 15 Jan low	0.9881 11 Jan low	0.9853 24 Dec low	0.9983	1.0020	0.9678	60
	EUR/JPY	→	129.67 27 Nov low	129.09 8 Jan high	128.76 14 Jan high	128.50 intraday level	128.02	127.31 11 Jan low	126.79 7 Jan low	126.10 2015 low	125.18 14 Jun 13 low	129.45	130.99	134.24	36
	EUR/CHF	↗	1.1080 projection	1.1050 11 Sep high	1.1000 figure	1.0983 25 Sep high	1.0959	1.0913 15 Jan low	1.0900 figure, break	1.0855 intraday level	1.0827 6 Jan low	1.0872	1.0847	1.0692	72
	AUD/USD	↘	.7097 Dec low, break	.7049 13 Jan high	.7002 15 Jan high	.6928 11 Jan low	0.6882	.6827 15 Jan low	.6800 figure	.6770 30 Mar 09 low	.6722 19 Mar 09 low	0.7102	0.7166	0.7371	28
	USD/CAD	↑	1.4720 projection	1.4700 figure	1.4650 projection	1.4621 18 Jan high	1.4490	1.4486 18 Jan low	1.4400 break level	1.4343 15 Jan low	1.4300 figure	1.4093	1.3734	1.3017	80
	NZD/USD	↘	.6590 13 Jan high	.6541 8 Jan low	.6509 11 Jan low, break	.6492 15 Jan high	0.6443	.6381 15 Jan low	.6341 30 Sep low	.6289 29 Sep low	.6237 23 Sep low	0.6666	0.6646	0.6777	19
	EUR/CAD	↗	1.6135 begin. Jul 09 low	1.6095 Sep 09 high	1.6000 figure	1.5975 18-Jan high	1.5775	1.5550 24-Aug 15 high	1.5320 S/R level	1.4955 5-Jan low	1.4895 11-Dec low	1.5338	1.4867	1.4377	75
	GBP/JPY	↘	170.00 figure	169.17 12 Jan 2016 low	168.82 intraday level	168.16 18 Jan high	167.74	166.95 intraday level	166.23 18 Jan low	166.00 figure	165.85 38.2% of 117.24-1	173.88	180.47	185.92	21
EM	USD/CNH	→	6.6920 8 Jan high	6.6525 8 Jan low, break	6.6255 14 Jan high	6.6170 18 Jan high	6.6009	6.5730 18 Jan low	6.5604 13 Jan low	6.5485 Uptrend line fr 30	6.5252 22 Dec low	6.5953	6.5153	6.3481	52
	USD/ZAR	→	17.300 figure	17.200 figure	17.100 figure	17.000 figure	16.822	16.435 15-Jan low	16.025 11-Dec high	15.610 6-Jan low	15.270 30-Dec low	15.957	15.129	13.375	76
	USD/BRL	→	4.1530 29 Sep high	4.1440 break level	4.1000 break level	4.0630 30 Sep high	4.0567	3.8780 50-day MA	3.8760 100-day MA	3.8000 break level	3.7000 range bottom	3.9910	3.8863	3.5413	63
	USD/MXN	↗	18.730 projection	18.495 projection	18.380 projection	18.327 15 Jan high	18.160	18.000 break level	17.844 15 Jan low	17.465 break level	17.100 50-day MA	17.601	17.135	16.339	75
	EUR/PLN	↗	4.5975 Dec 2011 high	4.5235 Jan 2012 high	4.4930 Fri, Mon am highs	4.48~ Mon am high voln	4.4575	4.4290 1-Jun-12 high	4.3985 Dec-2014 high	4.3762 12-Jan high	4.3700 2015 high	4.3228	4.2980	4.1980	77
	EUR/CZK	→	27.19~ 1-Oct high	27.140 Oct high	27.105 3-Dec high	27.065 fr mid-Dec highs	27.000	26.960 11-Dec low	26.949 Dec-15/ last year l	26.914 8-Nov-13 low	25.710 7-Nov-13 low	27.014	27.016	27.135	46
	EUR/HUF	↘	320.25 Jan highs blw spik	319.10 12-Jan high	318.00 Jul high, 11-Dec hi	316.55 14-Jan high	315.24	313.60 8-Jan low	313.00 5-Jan low	312.15 30-Dec low	311.00 7-Dec low	314.73	313.60	310.92	52
	EUR/TRY	↗	3.4295 2-Oct high	3.4000 figure	3.3760 14-Oct high	3.3465 15-Oct high	3.3013	3.2500 S/R level	3.2040 6-Jan low	3.1380 18-Dec low	3.1175 27-Nov high	3.2393	3.1725	3.1300	65
	USD/PLN	↗	4.2865 8 Feb 02 high	4.2310 5 Jul 02 high	4.2000 figure	4.1457 28 Mar 03 high	4.0958	3.9876 14 Jan low	3.9625 50-day MA	3.9200 04 Jan low	3.9000 break level	3.9717	3.9716	3.8017	73
	USD/RUB	↑	84.50 2x Aug-Oct-15 %f	80.00 figure	79.90 16 Dec '14 high	79.40 Mon pm high	79.37	77.20~ 12-14-Jan highs	75.72 13-Jan low	74.75 last week low	74.55 12 Jan low	74.36	70.34	61.99	84
Other Markets	S&P 500 Futures	↘	1983 break level	1947 13 Jan high	1921 15 Jan high	1900 figure	1887	1849 15 Jan low	1840 projection	1824 24 Aug low	1800 figure	1980	2027	2036	32
	DAX Futures	↘	10227 07 Jan high	10166 13-Jan high	9834 Fri high	9657 11-Jan low	9524	9390 02 Oct low	9389 Mon am low	9384 Jan-15 low	9301 29 Sep low	10255	10633	10902	24
	US 10y Futures	↗	129-18+ 02 Oct high	129-09+ 14 Oct high	129-00 projection	128-29 15 Jan high	128.31	128-00 figure	127-10 11 Dec high	127-00 break level	126-14 50-day MA	126.82	126.42	126.44	72
	Bund Futures	↗	163.00 figure	162.00 figure	161.00 figure	160.66 27-Nov high	159.01	159.36 11-Dec high	158.70 12-Jan low	158.45 5-Jan low	157.52 29-Dec low	157.92	157.68	156.77	60
	WTI Oil Futures	↘	36.39 06 Jan high	35.35 21 Dec low	32.21 21 Dec low	29.93 12 Jan low	29.37	28.36 18 Jan low	28.08 projection	28.00 figure	27.55 projection	34.37	38.98	50.35	20



Strong uptrend



Weak uptrend or higher in range



Sideways or in range



Weak downtrend or lower in range



Strong downtrend



# Danske Technical Update





Published - 19 January 2016 05:38

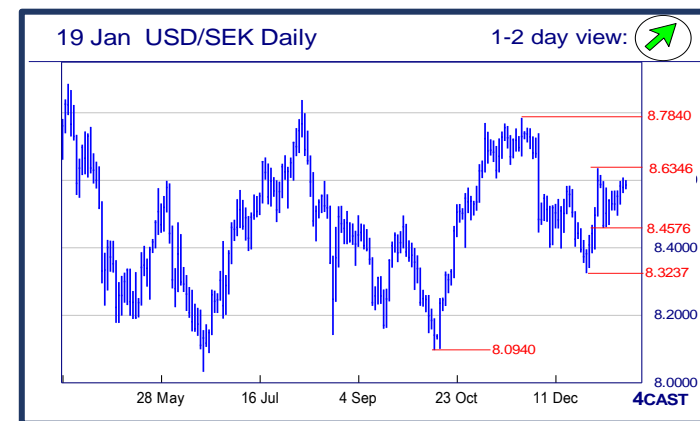
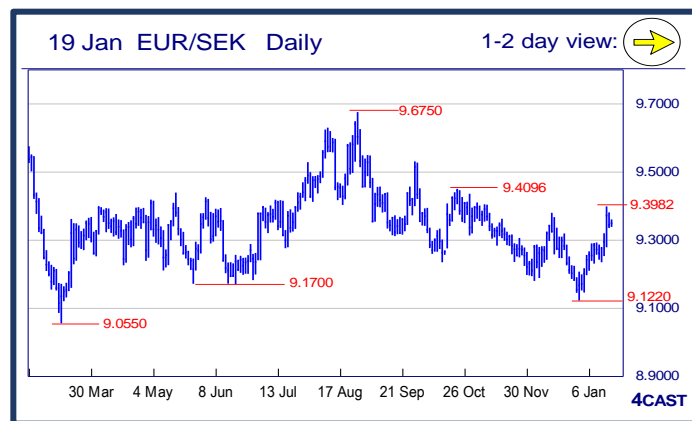
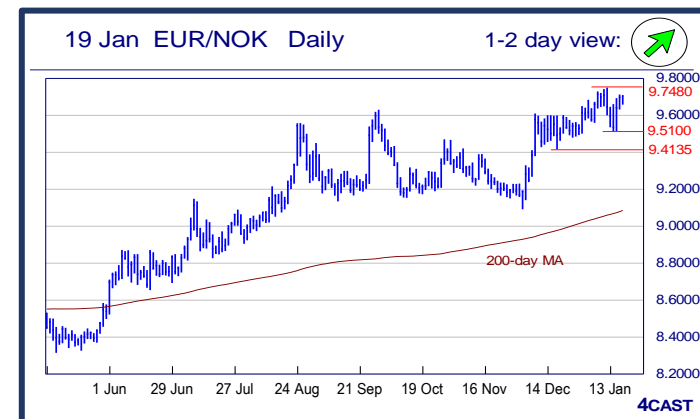
Powered by 4CAST  
4castweb.com

Danske Bank



**NOK, SEK opening updates**  

	1 day view	Resistance	Support	4cast
EUR/NOK		9.9500 9.8100 9.7480 9.7105	9.6000 9.5335 9.5100 9.4775	Pressure stays on the upside to extend rebound from the 9.5100 low last week to reach 9.7105 high. Beyond this is the 9.7480 high and clearance here will see strength to target 9.8100 next. Support now at the 9.6000 level. [P.L]
EUR/SEK		9.4353 9.4096 9.3982 9.3807	9.3188 9.2923 9.2782 9.2524	Bear-divergence seen on daily Stochastic halting upmove with prices now retreating and need to sustain above 9.3188 support to keep upside momentum in play. Lift above 9.3982 hurdle signal bulls back in control. [W.T]
USD/NOK		9.0480 9.0000 8.9580 8.9205	8.8345 8.7565 8.7105 8.6610	Rebound from the 8.7565 low eye return to the 8.9580 resistance then the 9.0000 level. Beyond this will see bull extension to target 9.0480 and the 9.1000 level. Support now at 8.8345 then 8.7565 low. [P.L]
USD/SEK		8.7383 8.7000 8.6615 8.6346	8.5610 8.4939 8.4576 8.4000	Upmove a touch choppy and seen losing upside momentum and would expect the strong resistance at 8.6346 to attract profit taking from existing longs and hinder further progress above the latter. [W.T]



Strong uptrend



Weak uptrend or higher in range



Sideways or in range



Weak downtrend or lower in range



Strong downtrend

Copyright and other intellectual property rights in the material in this document belong to 4CAST Limited and/or 4CAST Inc (4CAST). The material shall not, under any circumstances, be reproduced or distributed in whole or part without the prior written consent of 4CAST. The material in this document is based upon information which 4CAST considers to be reliable and the analysis and opinion in the material represents the view of 4CAST at the time of transmission (unless stated otherwise). Such analysis and opinion is subject to change without notice. The material is intended for use by parties knowledgeable and experienced in the financial sector and is only one source amongst others to be considered in carrying on their business or activity. ACCORDINGLY 4CAST MAKES NO REPRESENTATION OR WARRANTY EXPRESS OR IMPLIED STATUTORY OR OTHERWISE (INCLUDING BUT NOT LIMITED TO) THE ACCURACY OF THE MATERIAL IN THIS DOCUMENT OR THE FITNESS FOR PURPOSE AND ALL SUCH REPRESENTATIONS AND WARRANTIES ARE HEREBY EXPRESSLY EXCLUDED. 4CAST does not give or purport to give investment advice. Any action taken by users on the basis of material in this document is entirely at their own risk. Independent investment advice should be sought where appropriate. 4CAST website may link to or be linked to other Internet sites. 4CAST does not accept responsibility for the content of such other sites. 4CAST's terms and conditions of business apply to all fee-paying subscribers and trial users.

www.danskeresearch.com