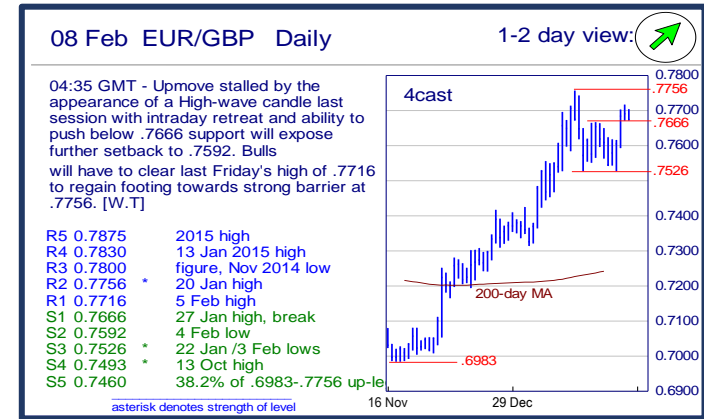
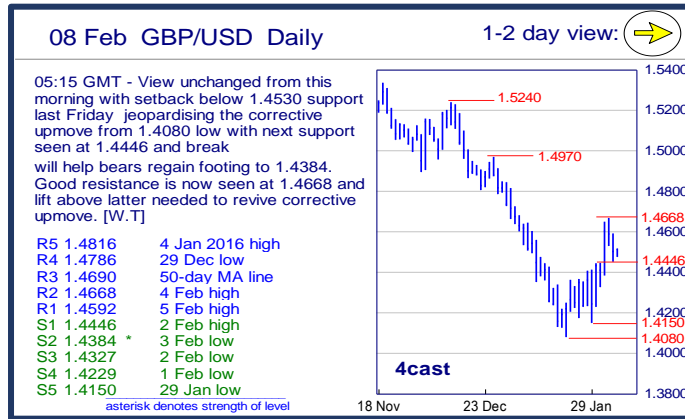
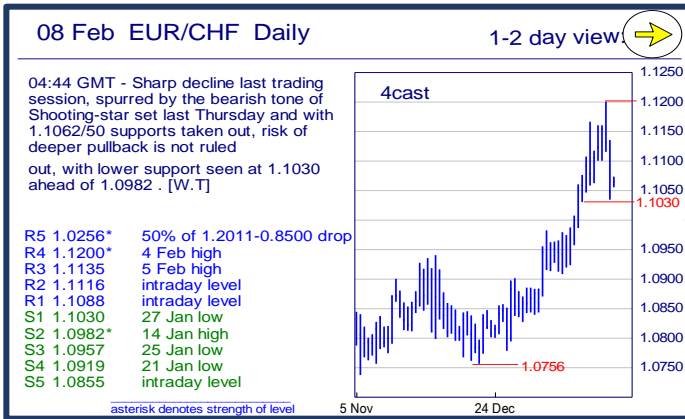
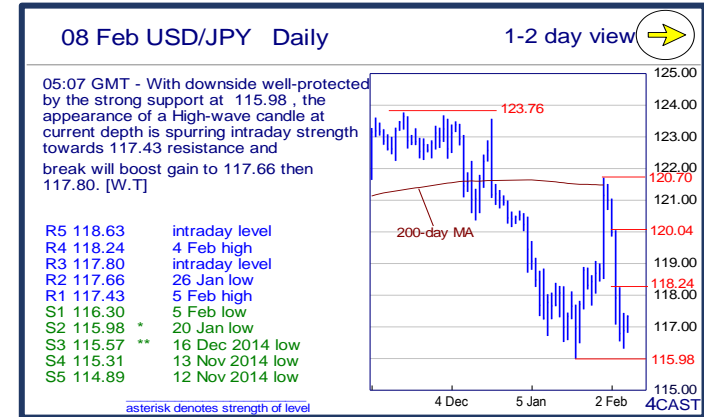
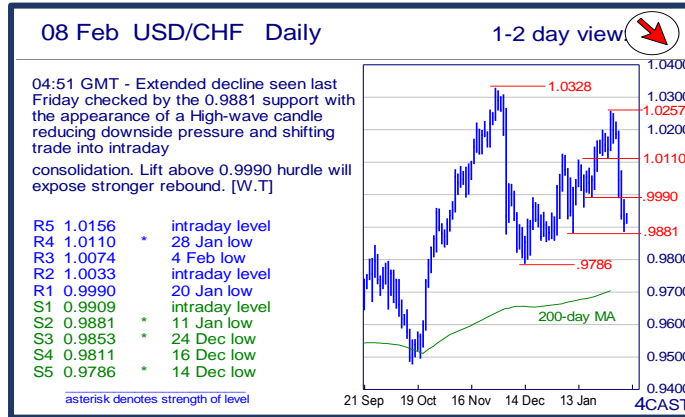
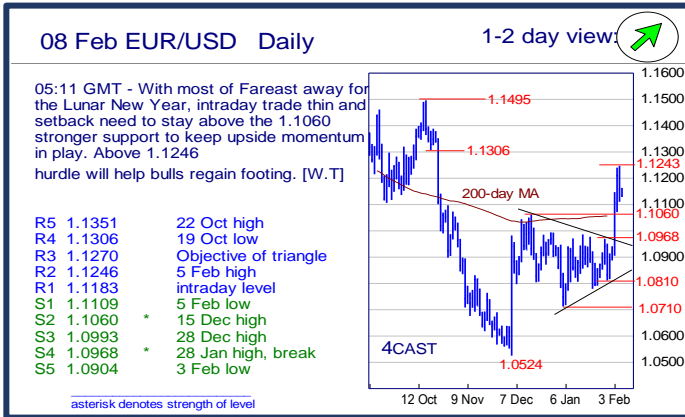


	Trends	Res 4	Res 3	Res 2	Res 1	Spot	Sup 1	Sup 2	Sup 3	Sup 4	MA20	MA50	MA200	RSI 9	
Scandies	EUR/SEK	↗	9.5796	9.5488	9.5304	9.4513	9.4263	9.3982	9.3872	9.3517	9.3250	9.3262	9.2784	9.3434	68
	EUR/NOK	↗	9.7478	9.7000	9.6820	9.5945	9.5409	9.5015	9.4485	9.3780	9.3278	9.5380	9.5267	9.1577	52
	USD/SEK	→	8.6562	8.6180	8.5825	8.4890	8.4681	8.3835	8.3605	8.3237	8.3000	8.5283	8.5066	8.4529	45
	USD/NOK	→	8.8094	8.7565	8.7462	8.6166	8.5684	8.4860	8.4465	8.4311	8.4000	8.7202	8.7322	8.2858	39
	EUR/DKK	→	7.47~	7.4685	7.4665	7.4655	7.4632	7.4595	7.4570	7.4568	7.4545	7.4632	7.4623	7.4614	50
	NOK/SEK	→	1.0000	0.9977	0.9934	0.9926	0.9867	0.9818	0.9792	0.9766	0.9746	0.9764	0.9727	1.0204	63
Majors	EUR/USD	↗	1.1306	1.1270	1.1246	1.1183	1.1131	1.1109	1.1060	1.0993	1.0968	1.0932	1.0904	1.1053	66
	USD/JPY	→	118.24	117.80	117.66	117.43	117.41	116.30	115.98	115.57	115.31	118.18	119.80	121.44	42
	EUR/GBP	↗	.7830	.7800	.7756	.7716	0.7667	.7666	.7592	.7526	.7493	0.7616	0.7429	0.7249	59
	GBP/USD	→	1.4786	1.4690	1.4668	1.4592	1.4517	1.4446	1.4384	1.4327	1.4229	1.4353	1.4680	1.5248	56
	USD/CHF	↘	1.0110	1.0074	1.0033	0.9990	0.9937	0.9909	0.9881	0.9853	0.9811	1.0073	0.9999	0.9718	36
	EUR/JPY	↘	132.32	132.03	131.66	131.02	130.70	130.06	129.60	128.95	128.76	129.20	130.62	134.21	60
	EUR/CHF	→	1.1200	1.1135	1.1116	1.1088	1.1061	1.1030	1.0982	1.0957	1.0919	1.1016	1.0907	1.0740	56
	AUD/USD	↘	.7246	.7219	.7154	.7118	0.7092	.7053	.7003	.6992	.6920	0.7014	0.7133	0.7317	53
	USD/CAD	↘	1.4000	1.3919	1.3900	1.3887	1.3872	1.3800	1.3710	1.3625	1.3554	1.4166	1.3941	1.3150	40
	NZD/USD	↘	.6800	.6758	.6682	.6668	0.6641	.6608	.6590	.6560	.6509	0.6515	0.6645	0.6700	58
	EUR/CAD	↘	1.5875	1.5675	1.5550	1.5568	1.5441	1.5110	1.4955	1.4800	1.4675	1.5488	1.5202	1.4527	53
GBP/JPY	↘	173.76	172.48	171.28	170.54	170.4900	168.99	168.57	166.98	165.00	169.6480	175.9224	185.2152	48	
EM	USD/CNH	↘	6.6557	6.6412	6.6188	6.5918	6.5728	6.5604	6.5252	6.5142	6.5000	6.5976	6.5672	6.3762	40
	USD/ZAR	↘	17.100	16.970	16.650	16.440	15.9869	15.610	15.270	15.055	14.790	16.3552	15.6900	13.6675	44
	USD/BRL	↘	4.0280	4.0000	3.9520	3.9080	3.9017	3.8430	3.8000	3.7700	3.7000	4.0197	3.9540	3.6123	35
	USD/MXN	→	18.799	18.680	18.607	18.412	18.410	18.010	18.000	17.844	17.582	18.303	17.633	16.553	57
	EUR/PLN	↗	4.5975	4.5235	4.50~	4.4300	4.4055	4.3762	4.3700	4.3695	4.3285	4.4320	4.3512	4.2279	46
	EUR/CZK	→	27.19~	27.140	27.105	27.080	27.054	26.960	26.949	26.914	25.710	27.015	27.016	27.108	68
	EUR/HUF	↘	318.00	316.35	314.65	312.10	309.08	309.00	308.62	306.70	304.40	312.67	313.70	311.66	33
	EUR/TRY	→	3.4000	3.3760	3.3545	3.2985	3.2540	3.1980	3.1635	3.1380	3.1175	3.2671	3.2244	3.1524	51
	USD/PLN	↘	4.1000	4.0481	4.0000	3.9942	3.9590	3.9235	3.9200	3.9000	3.8590	4.0556	3.9915	3.8279	32
USD/RUB	↘	85.95	82.25	80.00	79.90	76.95	74.55	73.50	72.32	71.70	78.05	73.87	63.85	48	
Other Markets	S&P 500 Futures	↘	1983	1953	1947	1940	1882	1865	1850	1824	1800	1893	1979	2024	43
	DAX Futures	↘	10119	10000	9923	9635	9267	9225	9217	9125	9000	9662	10270	10729	30
	US 10y Futures	→	131-05+	131-00	130-30	130-24	130.06	129-22	128-00	127-10	127-10	128.94	127.38	126.55	73
	Bund Futures	→	166.00	165.00	164.90	164.30	163.62	162.70	161.55	161.13	160.66	157.92	159.19	157.15	58
	WTI Oil Futures	→	36.40	35.00	34.82	33.60	31.22	30.00	29.40	29.25	27.56	31.30	36.10	48.90	45

Copyright and other intellectual property rights in the material in this document belong to 4CAST Limited and/or 4CAST Inc (4CAST). The material shall not, under any circumstances, be reproduced or distributed in whole or part without the prior written consent of 4CAST. The material in this document is based upon information which 4CAST considers to be reliable and the analysis and opinion in the material represents the view of 4CAST at the time of transmission (unless stated otherwise). Such analysis and opinion is subject to change without notice. The material is intended for use by parties knowledgeable and experienced in the financial sector and is only one source amongst others to be considered in carrying on their business or activity. ACCORDINGLY 4CAST MAKES NO REPRESENTATION OR WARRANTY EXPRESS OR IMPLIED STATUTORY OR OTHERWISE (INCLUDING BUT NOT LIMITED TO) THE ACCURACY OF THE MATERIAL IN THIS DOCUMENT OR THE FITNESS FOR PURPOSE AND ALL SUCH REPRESENTATIONS AND WARRANTIES ARE HEREBY EXPRESSLY EXCLUDED. 4CAST does not give or purport to give investment advice. Any action taken by users on the basis of material in this document is entirely at their own risk. Independent investment advice should be sought where appropriate. 4CAST website may link to or be linked to other Internet sites. 4CAST does not accept responsibility for the content of such other sites. 4CAST's terms and conditions of business apply to all fee-paying subscribers and trial users.

	Trends	Res 4	Res 3	Res 2	Res 1	Spot	Sup 1	Sup 2	Sup 3	Sup 4	MA20	MA 50	MA 200	RSI 9	
Scandies	EUR/SEK	↗	9.5796 26 Aug low	9.5488 1 Sep high	9.5304 28 Sep high	9.4513 5 Feb high	9.4263	9.3982 15 Jan high	9.3872 5 Feb low	9.3517 4 Feb low	9.3250 3 Feb low	9.3262	9.2784	9.3434	68
	EUR/NOK	↗	9.7478 12 Jan high	9.7000 figure	9.6820 4 Jan high	9.5945 5 Feb high	9.5409	9.5015 5 Feb low	9.4485 2 Feb low	9.3780 29 Jan low	9.3278 3 Dec high	9.5380	9.5267	9.1577	52
	USD/SEK	→	8.6562 21 Jan high	8.6180 29 Jan high	8.5825 3 Feb high	8.4890 5 Feb high	8.4681	8.3835 5 Feb low	8.3605 4 Feb low	8.3237 29 Dec low	8.3000 figure	8.5283	8.5066	8.4529	45
	USD/NOK	→	8.8094 22 Jan high	8.7565 15 Jan low	8.7462 2 Feb high	8.6166 5 Feb high	8.5684	8.4860 5 Feb low	8.4465 4 Feb low	8.4311 2 Nov low	8.4000 figure	8.7202	8.7322	8.2858	39
	EUR/DKK	→	7.47~ early Apr lows	7.4685 May-15 high	7.4665 24-Dec high	7.4655 20-1-Jan YTD hig	7.4632	7.4595 22-Jan low	7.4570 7-Jan low	7.4568 Dec-15 low	7.4545 Oct-15 low	7.4632	7.4623	7.4614	50
	NOK/SEK	→	1.0000 figure	0.9977 7 Dec high	0.9934 12 Nov low	0.9926 4 Feb high	0.9867	0.9818 5 Feb low	0.9792 3 Feb low	0.9766 2 Feb low	0.9746 25 Jan low	0.9764	0.9727	1.0204	63
Majors	EUR/USD	↗	1.1306 19 Oct low	1.1270 Objective of trian	1.1246 5 Feb high	1.1183 intraday level	1.1131	1.1109 5 Feb low	1.1060 16 Dec high	1.0993 28 Dec high	1.0968 28 Jan high, break	1.0932	1.0904	1.1053	66
	USD/JPY	→	118.24 4 Feb high	117.80 intraday level	117.66 26 Jan low	117.43 5 Feb high	117.41	116.30 5 Feb low	115.98 20 Jan low	115.57 16 Dec 2014 low	115.31 13 Nov 2014 low	118.18	119.80	121.44	42
	EUR/GBP	↗	.7830 13 Jan 2015 high	.7800 figure, Nov 2014 l	.7756 20 Jan high	.7716 5 Feb high	0.7667	.7666 27 Jan high, break	.7592 4 Feb low	.7526 22 Jan/3 Feb low	.7493 13 Oct high	0.7616	0.7429	0.7249	59
	GBP/USD	→	1.4786 29 Dec low	1.4690 50-day MA line	1.4668 4 Feb high	1.4592 5 Feb high	1.4517	1.4446 2 Feb high	1.4384 3 Feb low	1.4327 2 Feb low	1.4229 1 Feb low	1.4353	1.4680	1.5248	56
	USD/CHF	↘	1.0110 28 Jan low	1.0074 4 Feb low	1.0033 intraday level	0.9990 20 Jan low	0.9937	0.9909 intraday level	0.9881 11 Jan low	0.9853 24 Dec low	0.9811 16 Dec low	1.0073	0.9999	0.9718	36
	EUR/JPY	↘	132.32 29 Jan high	132.03 1 Feb high	131.66 4 Feb high	131.02 5 Feb high	130.70	130.06 3 Feb low	129.60 29 Jan low	128.95 28 Jan low	128.76 14 Jan high	129.20	130.62	134.21	60
	EUR/CHF	→	1.1200 4 Feb high	1.1135 5 Feb high	1.1116 intraday level	1.1088 intraday level	1.1061	1.1030 27 Jan low	1.0982 14 Jan high	1.0957 25 Jan low	1.0919 21 Jan low	1.1016	1.0907	1.0740	56
	AUD/USD	↘	.7246 29 Dec low	.7219 5 Feb high	.7154 intraday level	.7118 intraday level	0.7092	.7053 Support line fr 20	.7003 3 Feb low	.6992 27 Jan low	.6920 26 Jan low	0.7014	0.7133	0.7317	53
	USD/CAD	↘	1.4000 figure	1.3919 50-day MA	1.3900 figure	1.3887 intraday high	1.3872	1.3800 break level	1.3710 05 Feb low	1.3625 early-Dec breako	1.3554 100-day MA	1.4166	1.3941	1.3150	40
	NZD/USD	↘	.6800 figure	.6758 5 Jan high	.6682 intraday level	.6668 intraday level	0.6641	.6608 100-day MA line	.6590 13 Jan high	.6560 21 Jan high, break	.6509 3 Feb low	0.6515	0.6645	0.6700	58
	EUR/CAD	↘	1.5875 21-Jan high	1.5675 19-Jan low	1.5550 24-Aug 15 high	1.5568 26 Jan high	1.5441	1.5110 1-Feb low	1.4955 5-Jan low	1.4800 figure	1.4675 7-Dec high	1.5488	1.5202	1.4527	53
GBP/JPY	↘	173.76 3 Feb high	172.48 4 Feb high	171.28 intraday level	170.54 5 Feb high	170.49	168.99 5 Feb low	168.57 27 Jan low	166.98 26 Jan low	165.00 figure	169.65	175.92	185.22	48	
EM	USD/CNH	↘	6.6557 50%of 6.7510-6.5	6.6412 intraday level	6.6188 4 Feb high	6.5918 29 Jan low	6.5728	6.5604 13 Jan low	6.5252 22 Dec low	6.5142 16 Dec low	6.5000 figure	6.5976	6.5672	6.3762	40
	USD/ZAR	↘	17.100 figure	16.970 18-Jan high	16.650 26-Jan high	16.440 3-Feb high	15.987	15.610 6-Jan low	15.270 30-Dec low	15.055 28-Dec low	14.790 16-Dec low	16.355	15.690	13.668	44
	USD/BRL	↘	4.0280 break level	4.0000 figure	3.9520 50-day MA	3.9080 100-day MA	3.9017	3.8430 04 Feb low	3.8000 break level	3.7700 projection	3.7000 Nov lows	4.0197	3.9540	3.6123	35
	USD/MXN	→	18.799 21 Jan high	18.680 break level	18.607 03 Feb high	18.412 intraday high	18.410	18.010 04 Feb low	18.000 break level	17.844 15 Jan low	17.582 50-day MA	18.303	17.633	16.553	57
	EUR/PLN	↗	4.5975 Dec 2011 high	4.5235 Jan 2012 high	4.50~ fr mid-Jan highs	4.4300 19-Jan low	4.4055	4.3762 12-Jan high	4.3700 Tues low	4.3695 2015 high	4.3285 13-Jan low	4.4320	4.3512	4.2279	46
	EUR/CZK	→	27.19~ 1-Oct high	27.140 Oct high	27.105 3-Dec high	27.080 21-Jan high	27.054	26.960 Jan low	26.949 Dec-15/ last year l	26.914 8-Nov-13 low	25.710 7-Nov-13 low	27.015	27.016	27.108	68
	EUR/HUF	↘	318.00 Jul high, 11-Dec hi	316.35 20-Jan high	314.65 last week high	312.10 2, 3-Feb highs	309.08	309.00 figure	308.62 20-Nov ow	306.70 start Aug low	304.40 19-May low	312.67	313.70	311.66	33
	EUR/TRY	→	3.4000 figure	3.3760 14-Oct high	3.3545 20-Jan high	3.2985 26-Jan high	3.2540	3.1980 1-Feb low	3.1635 4-Jan low	3.1380 18-Dec low	3.1175 27-Nov high	3.2671	3.2244	3.1524	51
	USD/PLN	↘	4.1000 break level	4.0481 03 Feb high	4.0000 figure	3.9942 50-day MA	3.9590	3.9235 05 Feb low	3.9200 100-day MA	3.9000 break level	3.8590 28 Dec low	4.0556	3.9915	3.8279	32
USD/RUB	↘	85.95 21 Jan high	82.25 26 Jan high	80.00 Dec 14 high; brea	79.90 02, 03 Feb highs	76.95	74.55 29 Dec low	73.50 50-day MA	72.32 05 Jan low	71.70 20 15 tops	78.05	73.87	63.85	48	
Other Markets	S&P 500 Futures	↘	1983 break level	1953 50%from Nov '15	1947 13 Jan high	1940 01 Feb high	1882	1865 03 Feb low	1850 break level	1824 24 Aug low	1800 figure	1893	1979	2024	43
	DAX Futures	↘	10119 Dec '15 low	10000 figure	9923 27 Jan high	9635 break level	9267	9225 projection	9217 Dec '14 low	9125 Nov '14 low	9000 figure	9662	10270	10729	30
	US 10y Futures	→	131-05+ Jan '15 contin high	131-00 figure	130-30 projection	130-24 03 Feb high	130.06	129-22 29 Jan high	128-00 break level	127-10 11 Dec high	127-10 50-day MA	128.94	127.38	126.55	73
	Bund Futures	→	166.00 figure	165.00 figure	164.90 range MM	164.30 channel line	163.62	162.70 29-Jan low, gap	161.55 26-Jan low	161.13 25-Jan low	160.66 last year's high	157.92	159.19	157.15	58
	WTI Oil Futures	→	36.40 50-day MA	35.00 figure	34.82 figure	33.60 04 Feb high	31.22	30.00 figure	29.40 03 Feb low	29.25 26 Jan low	27.56 20 Jan low	31.30	36.10	48.90	45



Strong uptrend



Weak uptrend or higher in range



Sideways or in range



Weak downtrend or lower in range

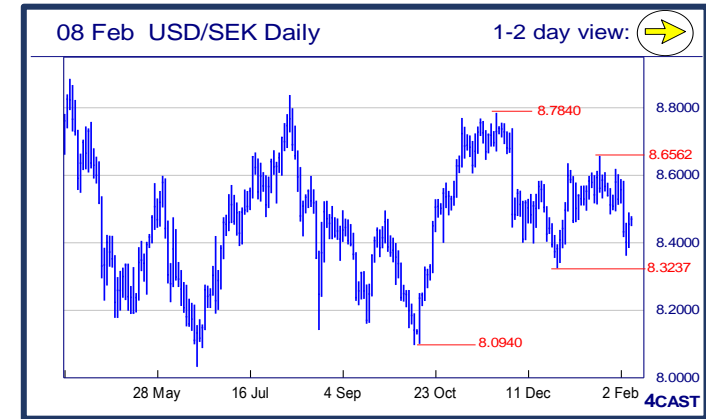
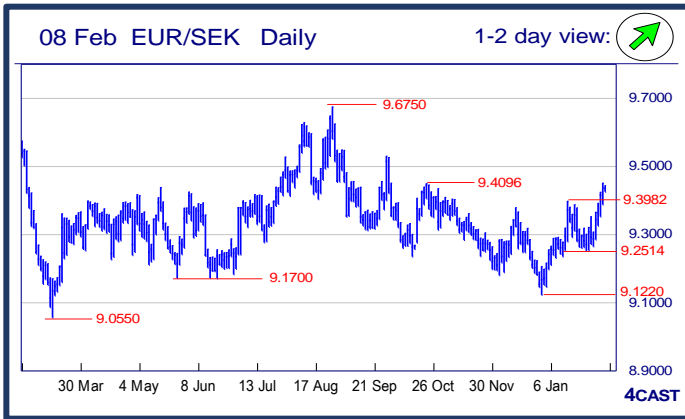


Strong downtrend



NOK, SEK opening updates

	1 day view	Resistance	Support	4cast
EUR/NOK		9.7478 9.7000 9.6820 9.5945	9.5015 9.4485 9.3780 9.3278	Swing from last week's low of 9.3785 still in play and lift above last Friday's high of 9.5945 will trigger renewed strength to next hurdle at 9.6820. Support seen at 9.5015 ahead of 9.4485 and break will trigger a sharp reversal. [W.T]
EUR/SEK		9.5796 9.5488 9.5304 9.4513	9.3982 9.3872 9.3517 9.3250	Upmove from 9.2514 low gained further footing with prices lifted further from the 9.3982 breakout point and lift above last Friday's high of 9.4513 will see stronger and higher resistance at 9.5304 targeted. [W.T]
USD/NOK		8.8094 8.7565 8.7462 8.6166	8.4860 8.4465 8.4311 8.4000	Staging corrective consolidation but momentum is lacking, keeping the downmove from 8.9942 high in play and slippage below 8.4465 support will trigger resumption of decline to 8.4311 then 8.4000. [W.T]
USD/SEK		8.6562 8.6180 8.5825 8.4890	8.3835 8.3605 8.3237 8.3000	Still in recovery mode and need swift lift above last Friday's high of 8.4890 to garner stronger footing to 8.5825. Support seen at 8.3835 ahead of last week's low of 8.3605 and break of the latter will help bears regain footing. [W.T]



Strong uptrend
 Weak uptrend or higher in range
 Sideways or in range
 Weak downtrend or lower in range
 Strong downtrend

Copyright and other intellectual property rights in the material in this document belong to 4CAST Limited and/or 4CAST Inc (4CAST). The material shall not, under any circumstances, be reproduced or distributed in whole or part without the prior written consent of 4CAST. The material in this document is based upon information which 4CAST considers to be reliable and the analysis and opinion in the material represents the view of 4CAST at the time of transmission (unless stated otherwise). Such analysis and opinion is subject to change without notice. The material is intended for use by parties knowledgeable and experienced in the financial sector and is only one source amongst others to be considered in carrying on their business or activity. ACCORDINGLY 4CAST MAKES NO REPRESENTATION OR WARRANTY EXPRESS OR IMPLIED STATUTORY OR OTHERWISE (INCLUDING BUT NOT LIMITED TO) THE ACCURACY OF THE MATERIAL IN THIS DOCUMENT OR THE FITNESS FOR PURPOSE AND ALL SUCH REPRESENTATIONS AND WARRANTIES ARE HEREBY EXPRESSLY EXCLUDED. 4CAST does not give or purport to give investment advice. Any action taken by users on the basis of material in this document is entirely at their own risk. Independent investment advice should be sought where appropriate. 4CAST website may link to or be linked to other Internet sites. 4CAST does not accept responsibility for the content of such other sites. 4CAST's terms and conditions of business apply to all fee-paying subscribers and trial users.