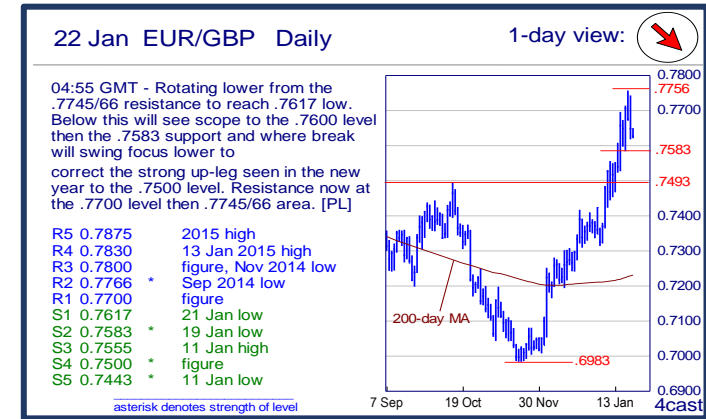
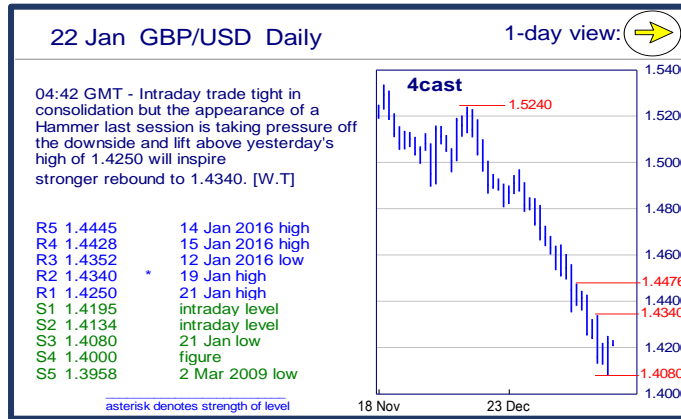
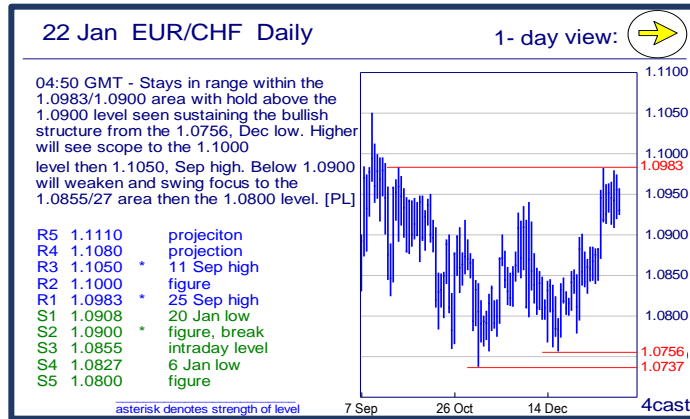
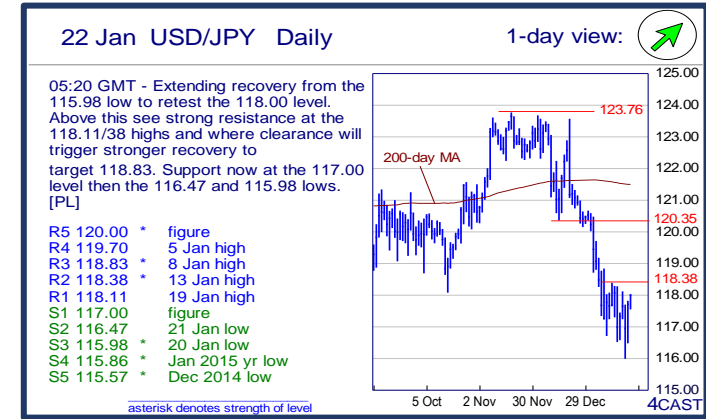
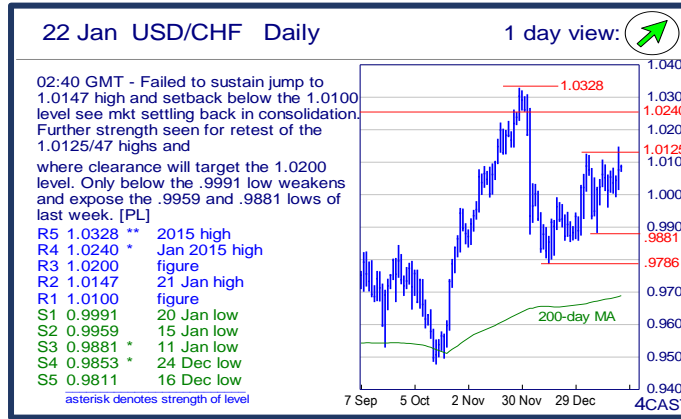
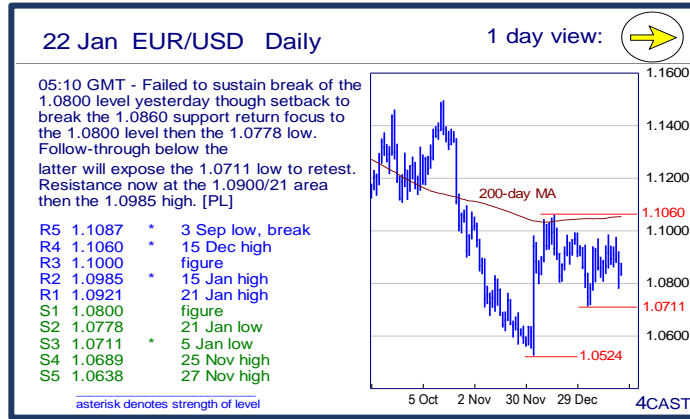


	Trends	Res 4	Res 3	Res 2	Res 1	Spot	Sup 1	Sup 2	Sup 3	Sup 4	MA20	MA50	MA200	RSI 9	
Scandies	EUR/SEK	↘	9.4096	9.3982	9.3880	9.3280	9.2845	9.2782	9.2524	9.2304	9.2066	9.2608	9.2653	9.3439	49
	EUR/NOK	↘	9.7480	9.7390	9.7105	9.6000	9.5331	9.5270	9.5100	9.4775	9.4135	9.6171	9.4685	9.1008	43
	USD/SEK	→	8.7000	8.6562	8.6200	8.6014	8.5693	8.5125	8.4939	8.4576	8.4000	8.5123	8.5542	8.4547	56
	USD/NOK	↘	9.0480	9.0000	8.9585	8.9205	8.7956	8.7755	8.7565	8.7105	8.6610	8.8376	8.7383	8.2352	47
	EUR/DKK	↗	7.47~	7.4685	7.4665	7.4655	7.4623	7.4585	7.4570	7.4568	7.4545	7.4624	7.4618	7.4614	48
	NOK/SEK	↗	0.9878	0.9856	0.9815	0.9772	0.9728	0.9693	0.9613	0.9600	0.9517	0.9614	0.9776	1.0271	59
Majors	EUR/USD	→	1.1060	1.1000	1.0985	1.0921	1.0833	1.0800	1.0778	1.0711	1.0689	1.0875	1.0830	1.1051	42
	USD/JPY	↗	119.70	118.83	118.38	118.11	117.94	117.00	116.47	115.98	115.86	118.48	120.73	121.48	46
	EUR/GBP	↘	.7830	.7800	.7766	.7700	0.7620	.7617	.7583	.7555	.7500	0.7495	0.7298	0.7228	63
	GBP/USD	→	1.4428	1.4352	1.4340	1.4250	1.4215	1.4195	1.4134	1.4080	1.4000	1.4510	1.4842	1.5289	20
	USD/CHF	↗	1.0240	1.0200	1.0147	1.0100	1.0082	0.9991	0.9959	0.9881	0.9853	1.0009	1.0021	0.9685	62
	EUR/JPY	↗	129.67	129.09	128.76	128.56	127.77	126.79	126.17	126.10	125.18	128.83	130.73	134.23	39
	EUR/CHF	→	1.1080	1.1050	1.1000	1.0983	1.0923	1.0908	1.0900	1.0855	1.0827	1.0889	1.0855	1.0701	56
	AUD/USD	↗	.7132	.7097	.7049	.7018	0.7014	.6957	.6928	.6876	.6827	0.7062	0.7158	0.7360	50
	USD/CAD	↘	1.4800	1.4689	1.4540	1.4400	1.4265	1.4228	1.4200	1.4046	1.4000	1.4174	1.3799	1.3049	52
	NZD/USD	↗	.6678	.6650	.6590	.6559	0.6541	.6477	.6411	.6381	.6348	0.6617	0.6642	0.6760	47
	EUR/CAD	→	1.6106	1.5876	1.5810	1.5603	1.5458	1.5320	1.4955	1.4895	1.4779	1.5412	1.4946	1.4414	48
GBP/JPY	↗	170.58	170.00	169.17	169.10	167.6900	166.62	166.05	164.46	163.99	171.9325	179.2566	185.7588	30	
EM	USD/CNH	→	6.6920	6.6525	6.6255	6.6193	6.6017	6.5833	6.5730	6.5604	6.5252	6.6039	6.5275	6.3542	53
	USD/ZAR	↘	17.300	17.200	17.100	17.000	16.5420	16.435	16.025	15.610	15.270	16.1585	15.2677	13.4436	61
	USD/BRL	↗	4.2480	4.2000	4.1950	4.1710	4.1542	4.0630	3.8980	3.8880	3.8000	4.0196	3.9070	3.5579	76
	USD/MXN	↗	19.000	18.850	18.785	18.730	18.690	18.327	18.000	17.844	17.465	17.821	17.253	16.391	84
	EUR/PLN	↑	4.6000	4.5975	4.5235	4.4930	4.4880	4.4299	4.4290	4.3985	4.3762	4.3599	4.3136	4.2050	78
	EUR/CZK	→	27.19~	27.140	27.105	27.070	27.016	26.960	26.949	26.914	25.710	27.014	27.016	27.129	50
	EUR/HUF	→	320.25	319.10	318.00	316.35	313.60	313.40	313.00	312.15	311.00	314.55	313.73	311.12	40
	EUR/TRY	→	3.4295	3.4000	3.3760	3.3555	3.2661	3.2500	3.2040	3.1380	3.1175	3.2539	3.1846	3.1360	49
	USD/PLN	↗	4.2000	4.1950	4.1519	4.1500	4.1447	4.0581	4.0145	4.0000	3.9788	4.0099	3.9836	3.8075	76
USD/RUB	↑	90.00	89.15	85.95	84.50	82.36	79.90	78.50	77.20~	75.72	76.10	71.28	62.46	85	
Other Markets	S&P 500 Futures	↘	1983	1947	1907	1900	1875	1824	1804	1800	1777	1957	2014	2033	34
	DAX Futures	↘	10119	10000	9834	9655	9570	9251	9217	9125	9000	10093	10550	10863	36
	US 10y Futures	↗	129-18+	129-13	129-09+	129-08	128.55	128-08	128-00	127-10	126-17	127.17	126.60	126.45	69
	Bund Futures	↑	163.75	163.00	162.00	161.94	159.01	160.66	159.87	159.36	158.70	157.92	157.85	157.57	60
	WTI Oil Futures	→	39.23	36.48	33.34	31.36	30.16	29.34	27.87	27.56	27.00	34.24	38.93	50.49	32

	Trends	Res 4	Res 3	Res 2	Res 1	Spot	Sup 1	Sup 2	Sup 3	Sup 4	MA20	MA 50	MA 200	RSI 9	
Scandies	EUR/SEK	↘	9.4096 2 Nov high	9.3982 15 Jan high	9.3880 20 Jan high	9.3280 intraday level	9.2845	9.2782 15 Jan low	9.2524 14 Jan low	9.2304 8 Jan low	9.2066 30 Dec high	9.2608	9.2653	9.3439	49
	EUR/NOK	↘	9.7480 12 Jan high	9.7390 21 Jan high	9.7105 18 Jan high	9.6000 21 Jan high	9.5331	9.5270 21 Jan low	9.5100 14 Jan low	9.4775 24 Dec low	9.4135 17 Dec low	9.6171	9.4685	9.1008	43
	USD/SEK	→	8.7000 figure	8.6562 21 Jan high	8.6200 intraday level	8.6014 intraday level	8.5693	8.5125 20 Jan low	8.4939 14 Jan low	8.4576 7 Jan low	8.4000 figure	8.5123	8.5542	8.4547	56
	USD/NOK	↘	9.0480 30 Jan 02 low	9.0000 figure	8.9585 21 Jan high	8.9205 18 Jan high	8.7956	8.7755 21 Jan low	8.7565 15 Jan low	8.7105 28 Dec high	8.6610 29 Dec low	8.8376	8.7383	8.2352	47
	EUR/DKK	↗	7.47~ early Apr lows	7.4685 May-15 high	7.4665 24-Dec high	7.4655 Wed, Thur pm high	7.4623	7.4585 last week low	7.4570 7-Jan low	7.4568 Dec-15 low	7.4545 Oct-15 low	7.4624	7.4618	7.4614	48
	NOK/SEK	↗	0.9878 8 Dec high	0.9856 17 Dec high	0.9815 18 Dec high	0.9772 15 Jan high	0.9728	0.9693 intraday level	0.9613 21 Jan low	0.9600 figure	0.9517 7 Jan low	0.9614	0.9776	1.0271	59
Majors	EUR/USD	→	1.1060 15 Dec high	1.1000 figure	1.0985 15 Jan high	1.0921 21 Jan high	1.0833	1.0800 figure	1.0778 21 Jan low	1.0711 5 Jan low	1.0689 25 Nov high	1.0875	1.0830	1.1051	42
	USD/JPY	↗	119.70 5 Jan high	118.83 8 Jan high	118.38 13 Jan high	118.11 19 Jan high	117.94	117.00 figure	116.47 21 Jan low	115.98 20 Jan low	115.86 Jan 20 15 yr low	118.48	120.73	121.48	46
	EUR/GBP	↘	.7830 13 Jan 20 15 high	.7800 figure, Nov 20 14 l	.7766 Sep 20 14 low	.7700 figure	0.7620	.7617 21 Jan low	.7583 19 Jan low	.7555 11 Jan high	.7500 figure	0.7495	0.7298	0.7228	63
	GBP/USD	→	1.4428 15 Jan 20 16 high	1.4352 12 Jan 20 16 low	1.4340 19 Jan high	1.4250 21 Jan high	1.4215	1.4195 intraday level	1.4134 intraday level	1.4080 21 Jan low	1.4000 figure	1.4510	1.4842	1.5289	20
	USD/CHF	↗	1.0240 Jan 20 15 high	1.0200 figure	1.0147 21 Jan high	1.0100 figure	1.0082	0.9991 20 Jan low	0.9959 15 Jan low	0.9881 11 Jan low	0.9853 24 Dec low	1.0009	1.0021	0.9685	62
	EUR/JPY	↗	129.67 Nov low	129.09 8 Jan high	128.76 14 Jan high	128.56 19 Jan high	127.77	126.79 7 Jan low	126.17 21 Jan low	126.10 20 15 low	125.18 14 Jan 13 low	128.83	130.73	134.23	39
	EUR/CHF	→	1.1080 projection	1.1050 11 Sep high	1.1000 figure	1.0983 25 Sep high	1.0923	1.0908 20 Jan low	1.0900 figure, break	1.0855 intraday level	1.0827 6 Jan low	1.0889	1.0855	1.0701	56
	AUD/USD	↗	.7132 5 Jan low	.7097 Dec low, break	.7049 13 Jan high	.7018 21 Jan high	0.7014	.6957 19 Jan high, break	.6928 11 Jan low	.6876 21 Jan low	.6827 15 Jan low	0.7062	0.7158	0.7360	50
	USD/CAD	↘	1.4800 figure	1.4689 20 Jan high	1.4540 21 Jan high	1.4400 break level	1.4265	1.4228 intraday low	1.4200 break level	1.4046 07 Jan low	1.4000 break level	1.4174	1.3799	1.3049	52
	NZD/USD	↗	.6678 8 Jan high	.6650 intraday level	.6590 13 Jan high	.6559 21 Jan high	0.6541	.6477 intraday level	.6411 21 Jan low	.6381 15 Jan low	.6348 20 Jan low	0.6617	0.6642	0.6760	47
	EUR/CAD	→	1.6106 20 Jan high	1.5876 21 Jan high	1.5810 intraday level	1.5603 intraday level	1.5458	1.5320 S/R level	1.4955 5-Jan low	1.4895 11-Dec low	1.4779 9 Dec low	1.5412	1.4946	1.4414	48
GBP/JPY	↗	170.58 15 Jan 20 16 high	170.00 figure	169.17 12 Jan 20 16 low	169.10 19 Jan high	167.69	166.62 intraday level	166.05 intraday level	164.46 21 Jan low	163.99 20 Jan low	171.93	179.26	185.76	30	
EM	USD/CNH	→	6.6920 8 Jan high	6.6525 8 Jan low, break	6.6255 14 Jan high	6.6193 21 Jan high	6.6017	6.5833 19 Jan low	6.5730 18 Jan low	6.5604 13 Jan low/T-line l	6.5252 22 Dec low	6.6039	6.5275	6.3542	53
	USD/ZAR	↘	17.300 figure	17.200 figure	17.100 figure	17.000 figure	16.542	16.435 15-Jan low	16.025 11-Dec high	15.610 6-Jan low	15.270 30-Dec low	16.158	15.268	13.444	61
	USD/BRL	↗	4.2480 24 Sep high	4.2000 break level	4.1950 projection	4.1710 intraday high	4.1542	4.0630 30 Sep high	3.8980 50-day MA	3.8880 100-day MA	3.8000 break level	4.0196	3.9070	3.5579	76
	USD/MXN	↗	19.000 figure	18.850 projection	18.785 intraday high	18.730 projection	18.690	18.327 15 Jan high	18.000 break level	17.844 15 Jan low	17.465 break level	17.821	17.253	16.391	84
	EUR/PLN	↗	4.6000 27-Apr-09 high	4.5975 Dec 20 11 high	4.5235 Jan 20 12 high	4.4930 15, 18-Jan highs	4.4880	4.4299 Tues low	4.4290 1-Jun-12 high	4.3985 Dec-20 14 high	4.3762 12-Jan high	4.3599	4.3136	4.2050	78
	EUR/CZK	→	27.19~ 1-Oct high	27.140 Oct high	27.105 3-Dec high	27.070 Mon high	27.016	26.960 11-Dec low	26.949 Dec-15/ last year l	26.914 8-Nov-13 low	25.710 7-Nov-13 low	27.014	27.016	27.129	50
	EUR/HUF	→	320.25 Jan highs blw spik	319.10 12-Jan high	318.00 Jul high, 11-Dec hi	316.35 Wed high	313.60	313.40 15-Jan low	313.00 5-Jan low	312.15 30-Dec low	311.00 7-Dec low	314.55	313.73	311.12	40
	EUR/TRY	→	3.4295 2-Oct high	3.4000 figure	3.3760 14-Oct high	3.3555 20-Jan high	3.2661	3.2500 S/R level	3.2040 6-Jan low	3.1380 18-Dec low	3.1175 27-Nov high	3.2539	3.1846	3.1360	49
	USD/PLN	↗	4.2000 figure	4.1950 break level	4.1519 21 Jan high	4.1500 projection	4.1447	4.0581 03 Dec high	4.0145 15 Jan low	4.0000 figure	3.9788 50-day MA	4.0099	3.9836	3.8075	76
USD/RUB	↗	90.00 figure	89.15 rally fr Oct-15-Ma	85.95 Thurs am high	84.50 2x Aug-Oct-15 w	82.36	79.90 Dec-20 14 high	78.50 Wed am low	77.20~ 12-14-Jan highs	75.72 13-Jan low	76.10	71.28	62.46	85	
Other Markets	S&P 500 Futures	↘	1983 break level	1947 13 Jan high	1907 19 Jan high	1900 figure	1875	1824 24 Aug low	1804 20 Jan low	1800 figure	1777 200-week MA	1957	2014	2033	34
	DAX Futures	↘	10119 Dec '15 low	10000 figure	9834 15 Jan high	9655 break level	9570	9251 20 Jan low	9217 Dec '14 low	9125 Nov '14 low	9000 figure	10093	10550	10863	36
	US 10y Futures	↗	129-18+ 02 Oct high	129-13 break level	129-09+ 14 Oct high	129-08 20 Jan high	128.55	128-08 20 Jan low	128-00 break level	127-10 11 Dec high	126-17 50-day MA	127.17	126.60	126.45	69
	Bund Futures	↗	163.75 channel line	163.00 figure	162.00 figure	161.94 2+Jan high	159.01	160.66 last year's high	159.87 19-Jan low	159.36 11-Dec high	158.70 12-Jan low	157.92	157.85	157.57	60
	WTI Oil Futures	→	39.23 50-day MA	36.48 21 Dec low	33.34 07 Jan low	31.36 19 Jan high	30.16	29.34 intraday level	27.87 21 Jan low	27.56 20 Jan low	27.00 figure	34.24	38.93	50.49	32

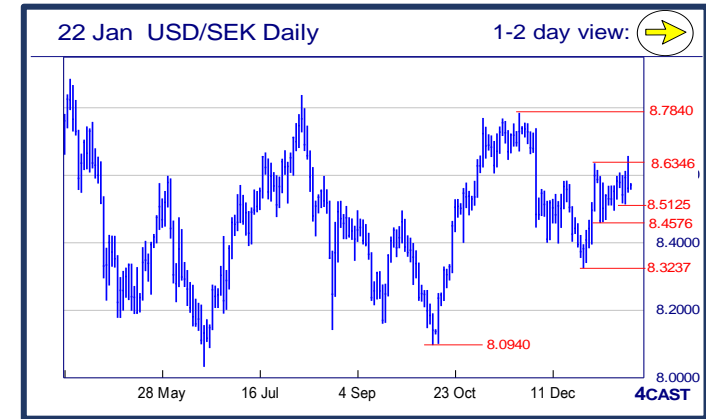
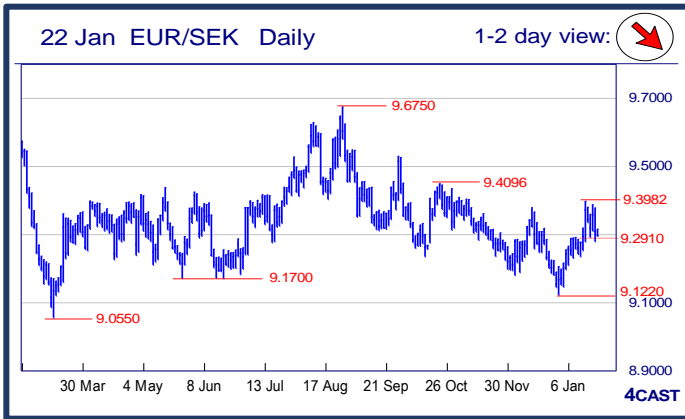


Strong uptrend Weak uptrend or higher in range Sideways or in range Weak downtrend or lower in range Strong downtrend



NOK, SEK opening updates

	1 day view	Resistance	Support	4cast
EUR/NOK		9.7480	9.5270	Sharp drop from the 9.7390 high keep the 9.7480 high of last week out of reach and see the 9.5100 low now at risk. Break here will confirm a double top in place and see deeper pullback to retrace up-leg from 9.0900 low. [P.L]
		9.7390	9.5100	
		9.7105	9.4775	
		9.6000	9.4135	
EUR/SEK		9.4096	9.2782	The drop below 9.2910 support last session with negative stance seen on daily tools are slowly turning pressure towards downside and slip of 9.2782 support will trigger extension to 9.2524 then 9.2304. [W.T]
		9.3982	9.2524	
		9.3880	9.2304	
		9.3280	9.2066	
USD/NOK		9.0480	8.7755	Sharp drop from 8.9585 high to break the 8.8000 level eye retest of the 8.7565 low of last week. Break will trigger deeper pullback to extend the drop from the 8.9940 high towards 8.7105 then 8.6290 low. [P.L]
		9.0000	8.7565	
		8.9585	8.7105	
		8.9205	8.6610	
USD/SEK		8.7000	8.5125	Bulls extended upmove to 8.6562 high last session but strong sell-off towards closing in the appearance of a long upper shadow is fading upside risk as prices settled back into consolidation. [W.T]
		8.6562	8.4939	
		8.6200	8.4576	
		8.6014	8.4000	



Strong uptrend
 Weak uptrend or higher in range
 Sideways or in range
 Weak downtrend or lower in range
 Strong downtrend

Copyright and other intellectual property rights in the material in this document belong to 4CAST Limited and/or 4CAST Inc (4CAST). The material shall not, under any circumstances, be reproduced or distributed in whole or part without the prior written consent of 4CAST. The material in this document is based upon information which 4CAST considers to be reliable and the analysis and opinion in the material represents the view of 4CAST at the time of transmission (unless stated otherwise). Such analysis and opinion is subject to change without notice. The material is intended for use by parties knowledgeable and experienced in the financial sector and is only one source amongst others to be considered in carrying on their business or activity. ACCORDINGLY 4CAST MAKES NO REPRESENTATION OR WARRANTY EXPRESS OR IMPLIED STATUTORY OR OTHERWISE (INCLUDING BUT NOT LIMITED TO) THE ACCURACY OF THE MATERIAL IN THIS DOCUMENT OR THE FITNESS FOR PURPOSE AND ALL SUCH REPRESENTATIONS AND WARRANTIES ARE HEREBY EXPRESSLY EXCLUDED. 4CAST does not give or purport to give investment advice. Any action taken by users on the basis of material in this document is entirely at their own risk. Independent investment advice should be sought where appropriate. 4CAST website may link to or be linked to other Internet sites. 4CAST does not accept responsibility for the content of such other sites. 4CAST's terms and conditions of business apply to all fee-paying subscribers and trial users.