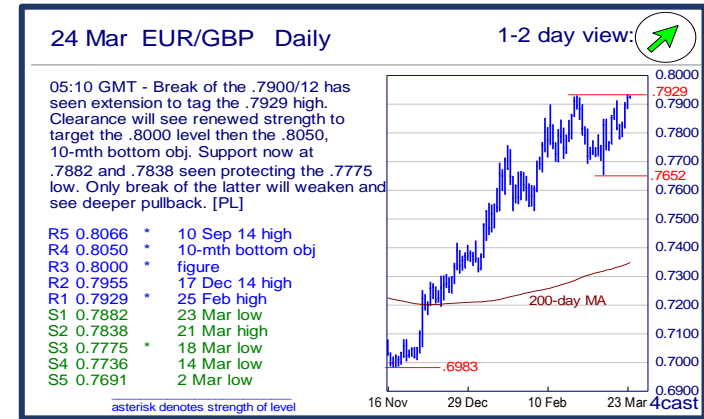
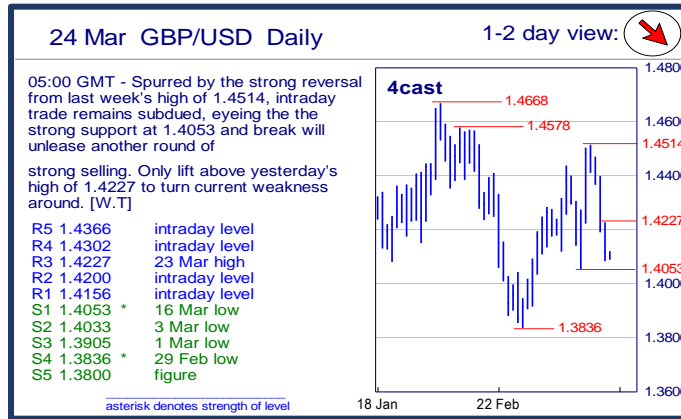
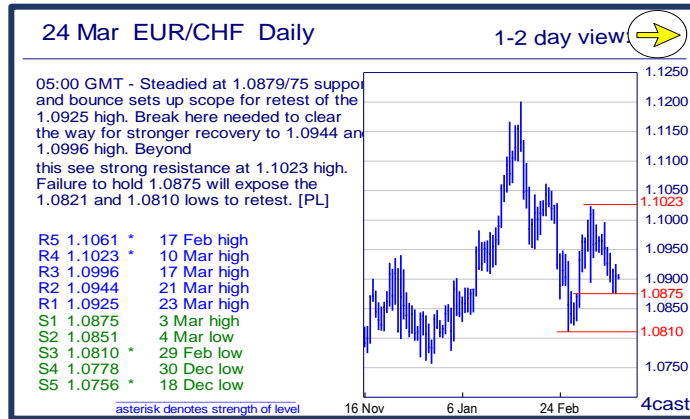
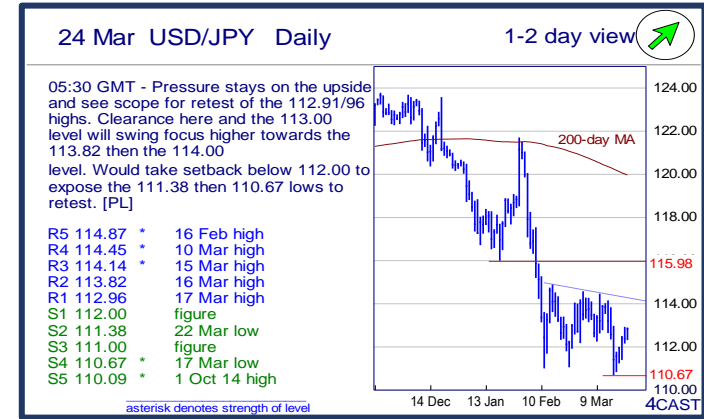
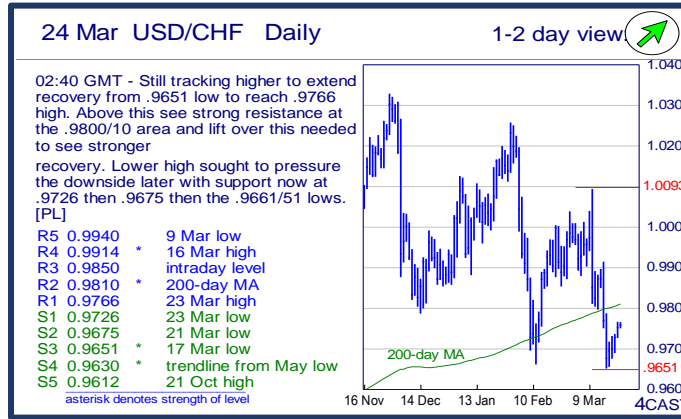
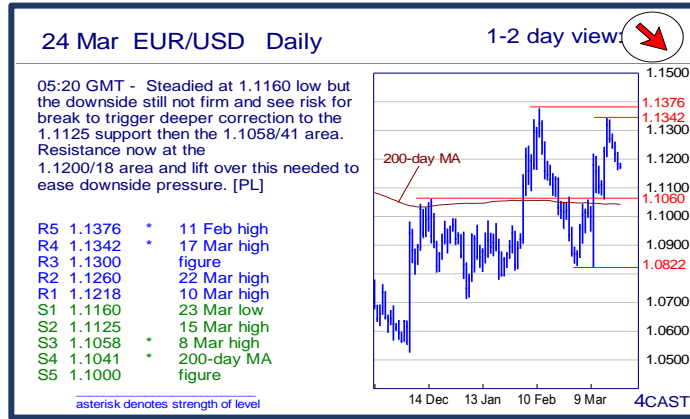
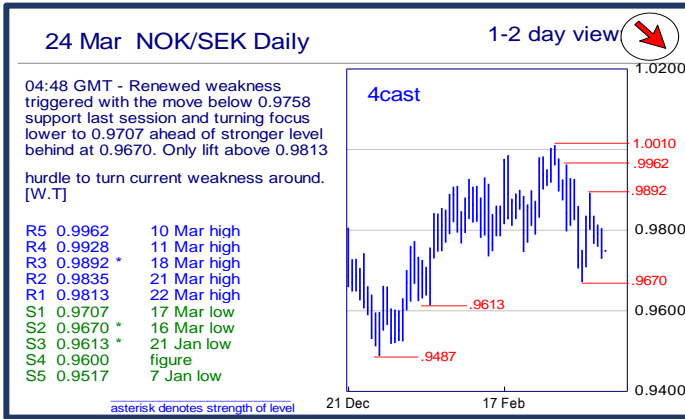


	Trends	Res 4	Res 3	Res 2	Res 1	Spot	Sup 1	Sup 2	Sup 3	Sup 4	MA20	MA50	MA200	RSI 9	
Scandies	EUR/SEK	→	9.3143	9.3066	9.2910	9.2760	9.2422	9.2210	9.2060	9.1454	9.1220	9.2948	9.3436	9.3515	41
	EUR/NOK	→	9.6200	9.5710	9.5280	9.4905	9.4822	9.4130	9.3705	9.3170	9.2765	9.4345	9.5049	9.3105	54
	USD/SEK	→	8.3670	8.3395	8.3030	8.2860	8.2731	8.2227	8.2060	8.1660	8.1347	8.3867	8.4524	8.4705	39
	USD/NOK	↗	8.6055	8.5500	8.4670	8.5005	8.4888	8.3795	8.3605	8.3025	8.2640	8.5102	8.5961	8.4324	51
	EUR/DKK	↘	7.4662	7.4647	7.4635~	7.4575	7.4540	7.4510	7.4500	7.4472	7.4460	7.4580	7.4612	7.4614	36
	NOK/SEK	↘	0.9928	0.9892	0.9835	0.9813	0.9739	0.9707	0.9670	0.9613	0.9600	0.9838	0.9816	1.0037	42
Majors	EUR/USD	↘	1.1342	1.1300	1.1260	1.1218	1.1169	1.1160	1.1125	1.1058	1.1041	1.1083	1.1053	1.1039	53
	USD/JPY	↗	114.45	114.14	113.82	112.96	112.82	112.00	111.38	111.00	110.67	112.99	114.82	119.93	50
	EUR/GBP	↗	.8050	.8000	.7955	.7929	0.7919	.7882	.7838	.7775	.7736	0.7802	0.7744	0.7345	65
	GBP/USD	↘	1.4302	1.4227	1.4200	1.4156	1.4100	1.4053	1.4033	1.3905	1.3836	1.4201	1.4270	1.5041	40
	USD/CHF	↗	0.9914	0.9850	0.9810	0.9766	0.9764	0.9726	0.9675	0.9651	0.9630	0.9854	0.9930	0.9806	42
	EUR/JPY	↗	128.17	127.29	126.62	126.27	126.03	125.10	124.68	123.65	123.06	125.23	126.90	132.38	53
	EUR/CHF	→	1.1023	1.0996	1.0944	1.0925	1.0900	1.0875	1.0851	1.0810	1.0778	1.0922	1.0977	1.0825	38
	AUD/USD	↘	.7739	.7680	.7649	.7594	0.7496	.7485	.7445	.7415	.7385	0.7446	0.7224	0.7237	52
	USD/CAD	→	1.4000	1.3720	1.3671	1.3338	1.3225	1.3129	1.2919	1.2835	1.2500	1.3266	1.3697	1.3350	48
	NZD/USD	↘	.6883	.6821	.6792	.6750	0.6692	.6683	.6650	.6614	.6576	0.6709	0.6629	0.6609	47
	EUR/CAD	↘	1.5265	1.5145	1.5015	1.4875	1.4776	1.4525	1.4380	1.4225	1.4035	1.4703	1.5140	1.4734	50
GBP/JPY	↘	162.95	161.79	161.50	160.02	159.0900	158.45	157.00	156.21	155.79	160.4495	163.8772	180.5538	40	
EM	USD/CNH	↗	6.5317	6.5298	6.5255	6.5210	6.5177	6.5057	6.4892	6.4826	6.4606	6.5062	6.5438	6.4272	57
	USD/ZAR	→	16.440	16.310	16.240	15.750	15.4050	15.025	14.790	14.490	14.240	15.4642	15.7966	14.2290	50
	USD/BRL	↘	3.9020	3.8830	3.8380	3.7290	3.6836	3.6090	3.5710	3.5500	3.5000	3.7391	3.8970	3.7364	46
	USD/MXN	↘	18.394	18.165	17.952	17.588	17.579	17.299	17.222	17.155	17.000	17.727	18.162	17.001	45
	EUR/PLN	↘	4.3865	4.3770	4.3700	4.3125	4.2540	4.2500	4.2240	4.2045	4.1785~	4.3006	4.3732	4.2654	29
	EUR/CZK	→	27.19~	27.140	27.131	27.08~	27.030	27.00-3	26.960	26.949	26.914	27.028	27.022	27.051	51
	EUR/HUF	↗	319.10	318.00	316.35	314.65	312.88	312.00	309.20	307.30	306.72	310.26	310.80	311.90	66
	EUR/TRY	→	3.3420	3.3145	3.2830	3.2705	3.2203	3.1640	3.1380	3.1175	3.0775	3.2096	3.2468	3.1942	51
	USD/PLN	↘	3.9620	3.9608	3.8925	3.8628	3.8092	3.7667	3.7500	3.7380	3.6787	3.8822	3.9586	3.8661	33
USD/RUB	↘	76.40	75.04	74.50~	72.03	68.55	67.42	67.04	66.05	64.37	70.94	75.09	67.36	38	
Other Markets	S&P 500 Futures	→	2068	2050	2047	2045	2026	2011	1997	1939	1877	1984	1927	2005	79
	DAX Futures	→	11000	10693	10165	10151	10069	9747	9395	9000	8690	9782	9567	10400	65
	US 10y Futures	→	131-14	130-27	129-26	129-10	129.06	128-20+	128-16	128-01+	128-00	129.84	129.68	127.17	48
	Bund Futures	→	165.00	164.00	163.40	163.05	162.73	161.80	160.81	160.40	160.02	162.77	162.69	158.02	37
	WTI Oil Futures	→	44.37	43.00	42.90	42.49	39.91	37.52	35.70	32.32	30.56	36.19	33.89	45.43	66

	Trends	Res 4	Res 3	Res 2	Res 1	Spot	Sup 1	Sup 2	Sup 3	Sup 4	MA20	MA 50	MA 200	RSI 9	
Scandies	EUR/SEK	→	9.3143 14 Mar high	9.3066 17 Mar high	9.2910 18 Mar high	9.2760 Down T-line	9.2422	9.2210 23 Mar low	9.2060 16/17 Mar low	9.1454 4 Jan low	9.1220 30 Dec low	9.2948	9.3436	9.3515	41
	EUR/NOK	→	9.6200 24 Feb high	9.5710 10 Mar high	9.5280 16 Mar high	9.4905 23 Mar high	9.4822	9.4130 22 Mar low	9.3705 18 Mar low	9.3170 7 Mar low	9.2765 10 Mar low	9.4345	9.5049	9.3105	54
	USD/SEK	→	8.3670 14 Mar high	8.3395 11 Feb low	8.3030 15 Mar low	8.2860 22 Mar high	8.2731	8.2227 23 Mar low	8.2060 21 Mar low	8.1660 18 Mar low	8.1347 17 Mar low	8.3867	8.4524	8.4705	39
	USD/NOK	↗	8.6055 16 Mar high	8.5500 intraday level	8.4670 22 Mar high	8.5005 23 Mar high	8.4888	8.3795 22 Mar low	8.3605 21 Mar low	8.3025 18 May low	8.2640 23 Oct low	8.5102	8.5961	8.4324	51
	EUR/DKK	↘	7.4662 16-Feb YTD high	7.4647 24-Feb high	7.4635~ 7-9-Mar highs	7.4575 17-Mar high	7.4540	7.4510 23-Mar low	7.4500 figure	7.4472 mid-Mar-15 low	7.4460 Mar-15 low	7.4580	7.4612	7.4614	36
	NOK/SEK	↘	0.9928 11 Mar high	0.9892 18 Mar high	0.9835 21 Mar high	0.9813 22 Mar high	0.9739	0.9707 17 Mar low	0.9670 16 Mar low	0.9613 21 Jan low	0.9600 figure	0.9838	0.9816	1.0037	42
Majors	EUR/USD	↘	1.1342 17 Mar high	1.1300 figure	1.1260 22 Mar high	1.1218 10 Mar high	1.1169	1.1160 23 Mar low	1.1125 15 Mar high	1.1058 8 Mar high	1.1041 200-day MA	1.1083	1.1053	1.1039	53
	USD/JPY	↗	114.45 10 Mar high	114.14 15 Mar high	113.82 16 Mar high	112.96 17 Mar high	112.82	112.00 figure	111.38 22 Mar low	111.00 figure	110.67 17 Mar low	112.99	114.82	119.93	50
	EUR/GBP	↗	.8050 10-mth bottom ob	.8000 figure	.7955 17 Dec 14 high	.7929 25 Feb high	0.7919	.7882 23 Mar low	.7838 21 Mar high	.7775 18 Mar low	.7736 14 Mar low	0.7802	0.7744	0.7345	65
	GBP/USD	↘	1.4302 intraday level	1.4227 23 Mar high	1.4200 intraday level	1.4156 intraday level	1.4100	1.4053 16 Mar low	1.4033 3 Mar low	1.3905 1 Mar low	1.3836 29 Feb low	1.4201	1.4270	1.5041	40
	USD/CHF	↗	0.9914 16 Mar high	0.9850 intraday level	0.9810 200-day MA	0.9766 23 Mar high	0.9764	0.9726 23 Mar low	0.9675 21 Mar low	0.9651 17 Mar low	0.9630 trendline from M	0.9854	0.9930	0.9806	42
	EUR/JPY	↗	128.17 16 Feb high	127.29 11 Mar high	126.62 17 Mar high	126.27 22 Mar high	126.03	125.10 15 Mar low	124.68 22 Mar low	123.65 10 Mar low	123.06 9 Mar low	125.23	126.90	132.38	53
	EUR/CHF	→	1.1023 10 Mar high	1.0996 17 Mar high	1.0944 21 Mar high	1.0925 23 Mar high	1.0900	1.0875 3 Mar high	1.0851 4 Mar low	1.0810 29 Feb low	1.0778 30 Dec low	1.0922	1.0977	1.0825	38
	AUD/USD	↘	.7739 1 Jul high	.7680 18 Mar high	.7649 23 Mar high	.7594 14 Mar high	0.7496	.7485 7 Mar high	.7445 15 Mar low	.7415 16 Mar low	.7385 Dec high	0.7446	0.7224	0.7237	52
	USD/CAD	→	1.4000 figure	1.3720 50-day MA	1.3671 100-day MA	1.3338 200-day MA	1.3225	1.3129 50-week MA	1.2919 18 Mar low	1.2835 Mar '15 high	1.2500 break level	1.3266	1.3697	1.3350	48
	NZD/USD	↘	.6883 29 Dec high	.6821 4 Mar high	.6792 intraday level	.6750 intraday level	0.6692	.6683 23 Mar low	.6650 intraday level	.6614 200-day MA	.6576 16 Mar low	0.6709	0.6629	0.6609	47
	EUR/CAD	↘	1.5265 24-Feb high	1.5145 25-Feb high	1.5015 10-Mar high	1.4875 15-Mar high	1.4776	1.4525 1-Mar low	1.4380 10-Mar low	1.4225 1-Dec high	1.4035 3-Dec low	1.4703	1.5140	1.4734	50
GBP/JPY	↘	162.95 15 Mar high	161.79 18 Mar high	161.50 22 Mar high	160.02 23 Mar high	159.09	158.45 22 Mar low	157.00 figure	156.21 29 Feb/1 Mar low	155.79 25 Feb low	160.45	163.88	180.55	40	
EM	USD/CNH	↗	6.5317 26 Feb low	6.5298 4 Mar high	6.5255 16 Mar high	6.5210 100-day MA line	6.5177	6.5057 intraday level	6.4892 23 Mar low	6.4826 22 Mar low	6.4606 21 Mar low	6.5062	6.5438	6.4272	57
	USD/ZAR	→	16.440 3-Feb high	16.310 26-Feb high	16.240 16-Mar high	15.750 17-Mar high	15.405	15.025 10-Mar low	14.790 16-Dec low	14.490 30-Nov high	14.240 3-Dec low	15.464	15.797	14.229	50
	USD/BRL	↘	3.9020 50-day MA	3.8830 100-day MA	3.8380 29 Dec low	3.7290 200-day MA	3.6836	3.6090 50-week MA	3.5710 11 Mar low	3.5500 break level	3.5000 H&S target	3.7391	3.8970	3.7364	46
	USD/MXN	↘	18.394 18 Feb high	18.165 50-day MA	17.952 17 Feb low	17.588 100-day MA	17.579	17.299 22 Mar low	17.222 18 Mar low	17.155 projection	17.000 figure	17.727	18.162	17.001	45
	EUR/PLN	↘	4.3865 24-Feb/ last week	4.3770 29-Feb high	4.3700 2015 high, st-Feb	4.3125 16-Mar high	4.2540	4.2500 Mon low	4.2240 30-Dec-15 low	4.2045 11-Nov-15 low	4.1785~ 21, 22-Sep-15 low	4.3006	4.3732	4.2654	29
	EUR/CZK	→	27.19~ 1-Oct high	27.140 Oct high	27.131 11-Feb YTD high	27.08~ fr 26-Feb highs	27.030	27.00-3 Nov-Feb high vol	26.960 Feb low	26.949 Dec-15/ last year l	26.914 8-Nov-13 low	27.028	27.022	27.051	51
	EUR/HUF	↗	319.10 12-Jan YTD high	318.00 Jul high, 11-Dec hi	316.35 20-Jan high	314.65 28-Jan high	312.88	312.00 figure	309.20 21-Mar low	307.30 4-Mar low	306.72 start Aug-15 lows	310.26	310.80	311.90	66
	EUR/TRY	→	3.3420 11-Feb high	3.3145 19-Feb high	3.2830 22-Feb high	3.2705 29-Feb high	3.2203	3.1640 3-Mar low	3.1380 18-Dec low	3.1175 10-Mar low	3.0775 2-Dec high	3.2096	3.2468	3.1942	51
	USD/PLN	↘	3.9620 50-day MA	3.9608 100-day MA	3.8925 16 Mar high	3.8628 200-day MA	3.8092	3.7667 17 Mar low	3.7500 projection	3.7380 break level	3.6787 Oct '15 low	3.8822	3.9586	3.8661	33
USD/RUB	↘	76.40 end-Feb highs	75.04 50-day MA	74.50~ Jan-Feb lows	72.03 100-day MA	68.55	67.42 23 Mar low	67.04 200-day MA	66.05 Dec '15 low	64.37 50-week MA	70.94	75.09	67.36	38	
Other Markets	S&P 500 Futures	→	2068 30 Dec high	2050 break level	2047 22 Mar high	2045 intraday high	2026	2011 50-week MA	1997 200-day MA	1939 13 Jan high	1877 24 Feb low	1984	1927	2005	79
	DAX Futures	→	11000 figure	10693 gap break	10165 13 Jan high	10151 23 Mar high	10069	9747 17 Mar low	9395 10 Mar low	9000 gap break	8690 11 Feb low	9782	9567	10400	65
	US 10y Futures	→	131-14 24 Feb high	130-27 01 Mar high	129-26 17 Feb low	129-10 50-day MA	129.06	128-20+ intraday low	128-16 break level	128-01+ 16 Mar low	128-00 figure	129.84	129.68	127.17	48
	Bund Futures	→	165.00 ABC move	164.00 29-Feb high	163.40 10-Mar high	163.05 22-Mar high	162.73	161.80 16-Mar high, gap	160.81 10-Mar low	160.40 1-Feb low	160.02 29-Jan low, gap	162.77	162.69	158.02	37
	WTI Oil Futures	→	44.37 Nov '15 low	43.00 figure	42.90 figure	42.49 18 Mar high	39.91	37.52 28 Jan high	35.70 50-day MA	32.32 29 Feb low	30.56 24 Feb low	36.19	33.89	45.43	66

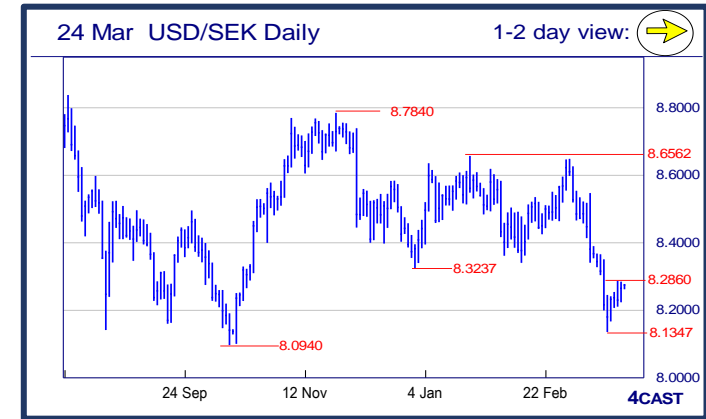
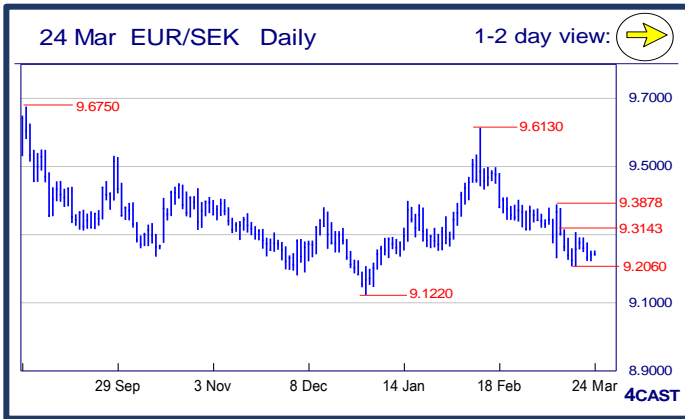


Strong uptrend
 Weak uptrend or higher in range
 Sideways or in range
 Weak downtrend or lower in range
 Strong downtrend



NOK, SEK opening updates

	1 day view	Resistance	Support	4cast
EUR/NOK		9.6200 9.5710 9.5280 9.4905	9.4130 9.3705 9.3170 9.2765	Bounce from the 9.4130 low keep choppy range in play and see scope to retest 9.5280 and 9.5710 high. Clearance will extend the recovery from 9.2765 low. Would take break of 9.4130 and 9.3705 to expose the 9.3170 and 9.2765 lows. [P.L]
EUR/SEK		9.3143 9.3066 9.2910 9.2760	9.2210 9.2060 9.1454 9.1220	Intraday trade remains consolidative with prices stabilising above the 9.2210 low set prior session and with daily down trendline lower at 9.2760, break of the latter will expose strong correction towards 9.3066 resistance. [W.T]
USD/NOK		8.6055 8.5500 8.4670 8.5005	8.3795 8.3605 8.3025 8.2640	Rally to break 8.4670 extending recovery from the 8.3025 low to reach the 8.5000 level. Clearance will shift focus to the 8.5500 level then 8.3795/3605 highs. Support now at 8.3945 then the 8.3795/3605 area. [P.L]
USD/SEK		8.3670 8.3395 8.3030 8.2860	8.2227 8.2060 8.1660 8.1347	Strong rally last session managed to keep corrective upmove in play and break of 8.2860 resistance will expose further gain to 8.3030 then 8.3395. Only setback below 8.2060 support to turn focus towards strong support at 8.1347. [W.T]



Strong uptrend
 Weak uptrend or higher in range
 Sideways or in range
 Weak downtrend or lower in range
 Strong downtrend

Copyright and other intellectual property rights in the material in this document belong to 4CAST Limited and/or 4CAST Inc (4CAST). The material shall not, under any circumstances, be reproduced or distributed in whole or part without the prior written consent of 4CAST. The material in this document is based upon information which 4CAST considers to be reliable and the analysis and opinion in the material represents the view of 4CAST at the time of transmission (unless stated otherwise). Such analysis and opinion is subject to change without notice. The material is intended for use by parties knowledgeable and experienced in the financial sector and is only one source amongst others to be considered in carrying on their business or activity. ACCORDINGLY 4CAST MAKES NO REPRESENTATION OR WARRANTY EXPRESS OR IMPLIED STATUTORY OR OTHERWISE (INCLUDING BUT NOT LIMITED TO) THE ACCURACY OF THE MATERIAL IN THIS DOCUMENT OR THE FITNESS FOR PURPOSE AND ALL SUCH REPRESENTATIONS AND WARRANTIES ARE HEREBY EXPRESSLY EXCLUDED. 4CAST does not give or purport to give investment advice. Any action taken by users on the basis of material in this document is entirely at their own risk. Independent investment advice should be sought where appropriate. 4CAST website may link to or be linked to other Internet sites. 4CAST does not accept responsibility for the content of such other sites. 4CAST's terms and conditions of business apply to all fee-paying subscribers and trial users.