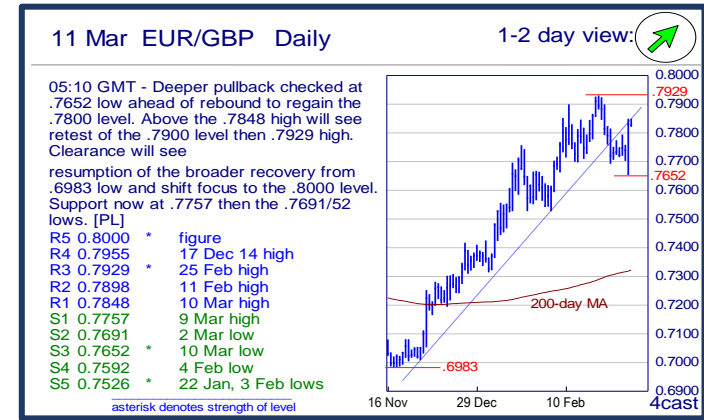
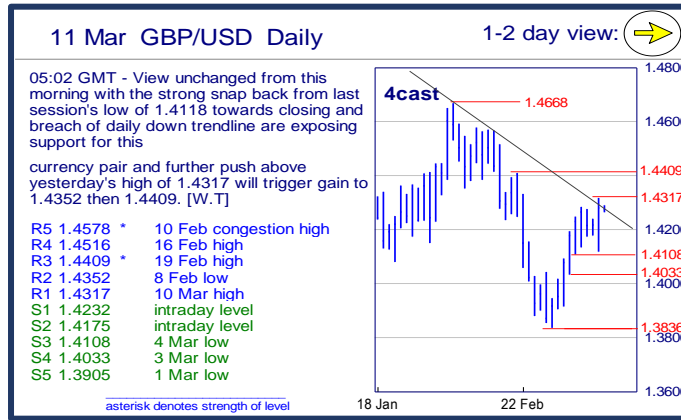
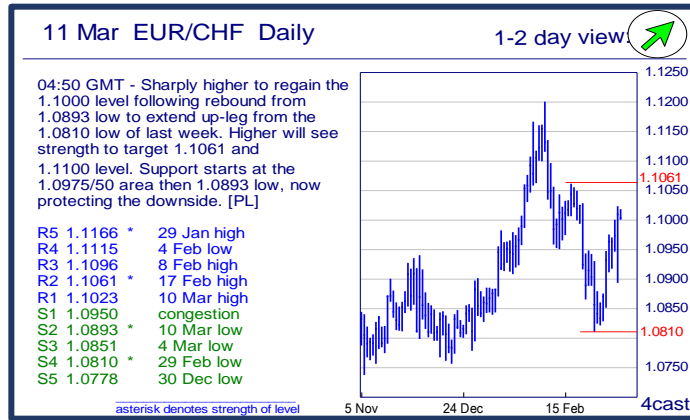
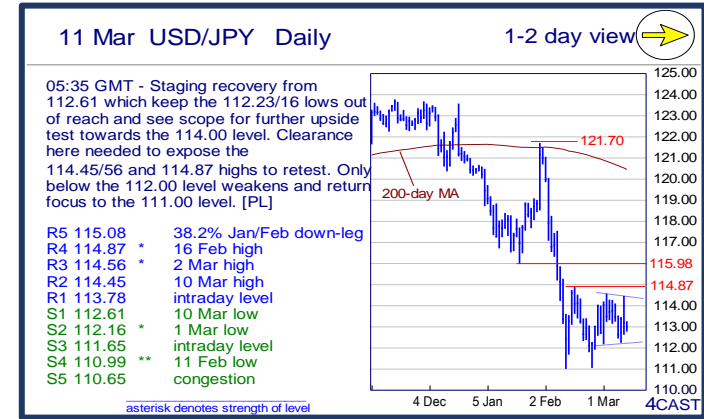
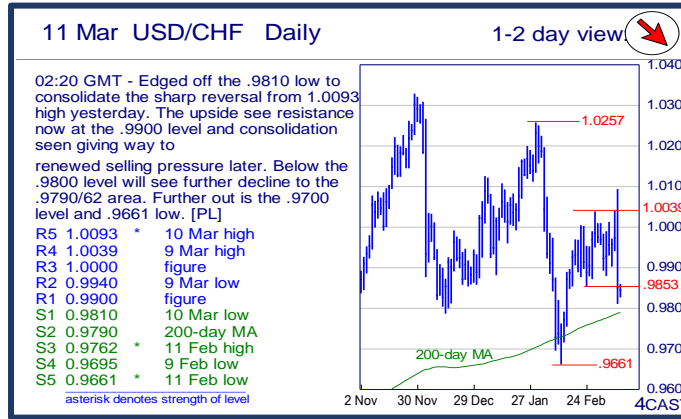
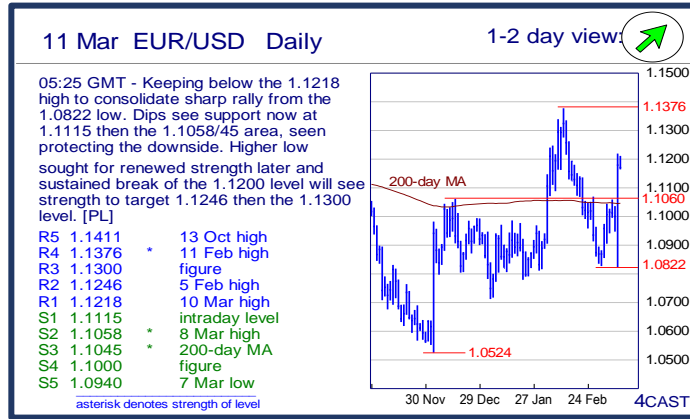


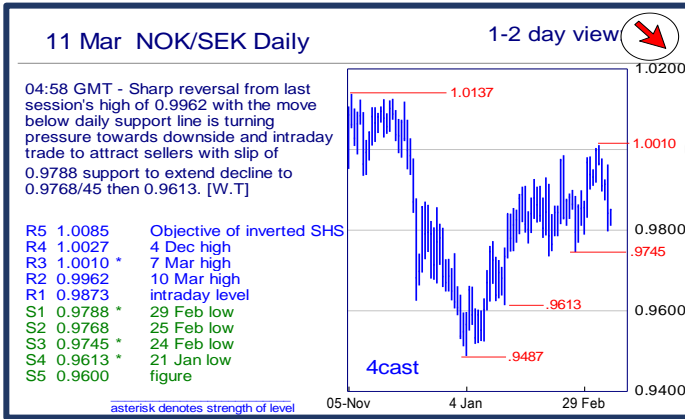
	Trends	Res 4	Res 3	Res 2	Res 1	Spot	Sup 1	Sup 2	Sup 3	Sup 4	MA20	MA50	MA200	RSI 9	
Scandies	EUR/SEK	↗	9.4797	9.4312	9.4088	9.3878	9.3458	9.3200	9.2977	9.2297	9.1965	9.3684	9.3471	9.3525	48
	EUR/NOK	↗	9.7000	9.6475	9.6200	9.5710	9.4875	9.4685	9.4000	9.3615	9.3170	9.4751	9.5389	9.2801	53
	USD/SEK	↘	8.5530	8.5463	8.5000	8.4128	8.3663	8.3395	8.3237	8.2871	8.2643	8.4926	8.5029	8.4682	30
	USD/NOK	↘	8.7210	8.6325	8.6095	8.5600	8.4889	8.4570	8.4465	8.4060	8.3205	8.5858	8.6756	8.4023	38
	EUR/DKK	↘	7.4665	7.4662	7.4647	7.4635~	7.4606	7.4554	7.4545	7.4518	7.4515	7.4616	7.4624	7.4616	46
	NOK/SEK	↘	1.0027	1.0010	0.9962	0.9873	0.9841	0.9788	0.9768	0.9745	0.9613	0.9875	0.9785	1.0072	46
Majors	EUR/USD	↗	1.1376	1.1300	1.1246	1.1218	1.1170	1.1115	1.1058	1.1045	1.1000	1.1029	1.0990	1.1043	69
	USD/JPY	→	114.87	114.56	114.45	113.78	113.37	112.61	112.16	111.65	110.99	113.30	115.84	120.43	48
	EUR/GBP	↗	.7955	.7929	.7898	.7848	0.7826	.7757	.7691	.7652	.7592	0.7786	0.7676	0.7318	61
	GBP/USD	→	1.4516	1.4409	1.4352	1.4317	1.4268	1.4232	1.4175	1.4108	1.4033	1.4163	1.4318	1.5100	58
	USD/CHF	↘	1.0039	1.0000	0.9940	0.9900	0.9847	0.9810	0.9790	0.9762	0.9695	0.9924	0.9978	0.9785	36
	EUR/JPY	↗	129.05	128.17	127.40	126.77	126.67	125.59	125.00	123.65	123.06	124.98	127.30	132.98	60
	EUR/CHF	↗	1.1115	1.1096	1.1061	1.1023	1.1001	1.0950	1.0893	1.0851	1.0810	1.0948	1.0968	1.0805	63
	AUD/USD	→	.7658	.7598	.7533	.7512	0.7484	.7410	.7385	.7340	.7301	0.7271	0.7129	0.7245	72
	USD/CAD	→	1.3859	1.3672	1.3470	1.3400	1.3273	1.3224	1.3200	1.3112	1.3000	1.3535	1.3883	1.3312	35
	NZD/USD	→	.6821	.6800	.6750	.6715	0.6681	.6619	.6600	.6566	.6545	0.6670	0.6603	0.6623	50
	EUR/CAD	↘	1.5390	1.5265	1.5055	1.5017	1.4828	1.4380	1.4225	1.4035	1.4000	1.4931	1.5258	1.4697	48
GBP/JPY	→	164.88	163.97	162.89	162.32	161.8000	160.73	159.49	158.74	158.56	160.4790	165.8978	181.9857	53	
EM	USD/CNH	↘	6.5298	6.5122	6.5075	6.4974	6.4855	6.4687	6.4549	6.4423	6.4161	6.5218	6.5688	6.4146	26
	USD/ZAR	↘	16.650	16.440	16.310	15.690	15.3009	15.055	14.790	14.490	14.240	15.4969	15.9410	14.0918	43
	USD/BRL	↘	3.9710	3.9030	3.8380	3.7050	3.6146	3.6100	3.5910	3.5700	3.5000	3.8877	3.9627	3.7110	18
	USD/MXN	↘	18.620	18.394	18.185	17.952	17.765	17.615	17.600	17.550	17.496	18.098	18.198	16.906	38
	EUR/PLN	↗	4.3865	4.3770	4.3700	4.3520	4.3289	4.32870	4.2680	4.2600	4.2535	4.3533	4.3881	4.2604	41
	EUR/CZK	→	27.19~	27.140	27.131	27.083	27.046	27.00-3	26.960	26.949	26.914	27.029	27.021	27.063	54
	EUR/HUF	↗	316.35	314.65	312.95~	312.00	310.86	310.50	307.25	306.72	306.48	309.52	311.56	311.95	56
	EUR/TRY	→	3.3420	3.3145	3.2830	3.2705	3.2255	3.1640	3.1380	3.1175	3.0775	3.2350	3.2567	3.1883	51
	USD/PLN	↘	4.0481	3.9937	3.9660	3.9112	3.8753	3.8700	3.8572	3.8439	3.8350	3.9476	3.9940	3.8603	25
USD/RUB	→	80.63	77.55	76.13	74.50~	71.05	70.00	69.20	69.00	67.05	74.34	76.26	66.73	34	
Other Markets	S&P 500 Futures	→	2105	2037	2017	2010	2002	1958	1939	1877	1800	1951	1926	2006	69
	DAX Futures	→	10165	10120	9923	9613	9513	9395	9000	8690	8350	9483	9599	10460	47
	US 10y Futures	→	131-14	130-27	130-06+	129-26	128.91	128-25	128-15+	128-14	128-00	130.30	129.32	127.06	33
	Bund Futures	→	167.51	166.80	166.63	166.00	165.93	161.94	161.23	160.02	159.21	162.77	162.69	158.02	37
	WTI Oil Futures	→	41.01	40.00	39.22	39.00	38.74	36.28	33.85	32.40	30.56	34.32	33.79	46.12	70

Copyright and other intellectual property rights in the material in this document belong to 4CAST Limited and/or 4CAST Inc (4CAST). The material shall not, under any circumstances, be reproduced or distributed in whole or part without the prior written consent of 4CAST. The material in this document is based upon information which 4CAST considers to be reliable and the analysis and opinion in the material represents the view of 4CAST at the time of transmission (unless stated otherwise). Such analysis and opinion is subject to change without notice. The material is intended for use by parties knowledgeable and experienced in the financial sector and is only one source amongst others to be considered in carrying on their business or activity. ACCORDINGLY 4CAST MAKES NO REPRESENTATION OR WARRANTY EXPRESS OR IMPLIED STATUTORY OR OTHERWISE (INCLUDING BUT NOT LIMITED TO) THE ACCURACY OF THE MATERIAL IN THIS DOCUMENT OR THE FITNESS FOR PURPOSE AND ALL SUCH REPRESENTATIONS AND WARRANTIES ARE HEREBY EXPRESSLY EXCLUDED. 4CAST does not give or purport to give investment advice. Any action taken by users on the basis of material in this document is entirely at their own risk. Independent investment advice should be sought where appropriate. 4CAST website may link to or be linked to other Internet sites. 4CAST does not accept responsibility for the content of such other sites. 4CAST's terms and conditions of business apply to all fee-paying subscribers and trial users.

	Trends	Res 4	Res 3	Res 2	Res 1	Spot	Sup 1	Sup 2	Sup 3	Sup 4	MA20	MA 50	MA 200	RSI 9	
Scandies	EUR/SEK	↗	9.4797 18 Feb high	9.4312 12 Feb low	9.4088 22 Feb high	9.3878 10 Mar high	9.3458	9.3200 intraday level	9.2977 intraday level	9.2297 10 Mar low	9.1965 5 Jan low	9.3684	9.3471	9.3525	48
	EUR/NOK	↗	9.7000 figure	9.6475 17 Feb high	9.6200 24 Feb high	9.5710 10 Mar high	9.4875	9.4685 8 Mar high	9.4000 figure	9.3615 9 Mar low	9.3170 7 Mar low	9.4751	9.5389	9.2801	53
	USD/SEK	↘	8.5530 4 Mar high	8.5463 10 Mar high	8.5000 intraday level	8.4128 intraday level	8.3663	8.3395 11 Feb low	8.3237 29 Dec low	8.2871 21 Oct low	8.2643 20 Oct low	8.4926	8.5029	8.4682	30
	USD/NOK	↘	8.7210 2 Mar high	8.6325 1 Mar low	8.6095 10 Mar high	8.5600 intraday level	8.4889	8.4570 10 Mar low	8.4465 4 Feb low	8.4060 200-day MA	8.3205 26 Oct low	8.5858	8.6756	8.4023	38
	EUR/DKK	↘	7.4665 24-Dec high	7.4662 16-Feb YTD high	7.4647 24-Feb high	7.4635~ 7-9-Mar highs	7.4606	7.4554 3-Mar YTD low	7.4545 Oct-15 low	7.4518 Jul-15 low	7.4515 May-15 low	7.4616	7.4624	7.4616	46
	NOK/SEK	↘	1.0027 4 Dec high	1.0010 7 Mar high	0.9962 10 Mar high	0.9873 intraday level	0.9841	0.9788 29 Feb low	0.9768 25 Feb low	0.9745 24 Feb low	0.9613 21 Jan low	0.9875	0.9785	1.0072	46
Majors	EUR/USD	↗	1.1376 11 Feb high	1.1300 figure	1.1246 5 Feb high	1.1218 10 Mar high	1.1170	1.1115 intraday level	1.1058 8 Mar high	1.1045 200-day MA	1.1000 figure	1.1029	1.0990	1.1043	69
	USD/JPY	→	114.87 16 Feb high	114.56 2 Mar high	114.45 10 Mar high	113.78 intraday level	113.37	112.61 10 Mar low	112.16 1 Mar low	111.65 intraday level	110.99 11 Feb low	113.30	115.84	120.43	48
	EUR/GBP	↗	.7955 17 Dec 14 high	.7929 25 Feb high	.7898 11 Feb high	.7848 10 Mar high	0.7826	.7757 9 Mar high	.7691 2 Mar low	.7652 10 Mar low	.7592 4 Feb low	0.7786	0.7676	0.7318	61
	GBP/USD	→	1.4516 16 Feb high	1.4409 18 Feb high	1.4352 8 Feb low	1.4317 10 Mar high	1.4268	1.4232 intraday level	1.4175 intraday level	1.4108 4 Mar low	1.4033 3 Mar low	1.4163	1.4318	1.5100	58
	USD/CHF	↘	1.0039 9 Mar high	1.0000 figure	0.9940 9 Mar low	0.9900 figure	0.9847	0.9810 10 Mar low	0.9790 200-day MA	0.9762 11 Feb high	0.9695 9 Feb low	0.9924	0.9978	0.9785	36
	EUR/JPY	↗	129.05 50%Jan/Feb dow	128.17 16 Feb high	127.40 17 Feb high	126.77 10 Mar high	126.67	125.59 4 Mar high, break	125.00 figure	123.65 10 Mar low	123.06 9 Mar low	124.98	127.30	132.98	60
	EUR/CHF	↗	1.1115 4 Feb low	1.1096 8 Feb high	1.1061 17 Feb high	1.1023 10 Mar high	1.1001	1.0950 congestion	1.0893 10 Mar low	1.0851 4 Mar low	1.0810 29 Feb low	1.0948	1.0968	1.0805	63
	AUD/USD	→	.7658 2 Jul high	.7598 1 Jun 15 low	.7533 Apr 20 15 low	.7512 10 Mar high	0.7484	.7410 8 Mar low	.7385 Dec high	.7340 intraday level	.7301 2 Mar high	0.7271	0.7129	0.7245	72
	USD/CAD	→	1.3859 24 Feb high	1.3672 100-day MA	1.3470 04 Mar high	1.3400 figure	1.3273	1.3224 09 Mar low	1.3200 figure	1.3112 50-week MA	1.3000 figure	1.3535	1.3883	1.3312	35
	NZD/USD	→	.6821 4 Mar high	.6800 figure	.6750 7 Mar low	.6715 intraday level	0.6681	.6619 10 Mar low	.6600 figure	.6566 29 Feb low	.6545 16 Feb low	0.6670	0.6603	0.6623	50
	EUR/CAD	↘	1.5390 19-Feb high	1.5265 24-Feb high	1.5055 24-Feb low	1.5017 10 Mar high	1.4828	1.4380 12-Nov high	1.4225 1-Dec high	1.4035 3-Dec low	1.4000 figure	1.4931	1.5258	1.4697	48
GBP/JPY	→	164.88 50%of 175.02-154	163.97 18 Feb high	162.89 10 Mar high	162.32 intraday level	161.80	160.73 10 Mar low	159.49 9 Mar low	158.74 2 Mar low	158.56 26 Feb high	160.48	165.90	181.99	53	
EM	USD/CNH	↘	6.5298 4 Mar high	6.5122 intraday level	6.5075 intraday level	6.4974 7 Mar low	6.4855	6.4687 50%of 6.1863-6.7	6.4549 3 Dec high	6.4423 7 Dec low	6.4161 30 Nov low	6.5218	6.5688	6.4146	26
	USD/ZAR	↘	16.650 26-Jan high	16.440 3-Feb high	16.310 26-Feb high	15.690 4-Mar high	15.301	15.055 23-Feb low	14.790 16-Dec low	14.490 30-Nov high	14.240 3-Dec low	15.497	15.941	14.092	43
	USD/BRL	↘	3.9710 50-day MA	3.9030 100-day MA	3.8380 29 Dec low	3.7050 200-day MA	3.6146	3.6100 projection	3.5910 50-week MA	3.5700 6 Aug high	3.5000 H&S target	3.8877	3.9627	3.7110	18
	USD/MXN	↘	18.620 10 Feb low	18.394 18 Feb high	18.185 50-day MA	17.952 17 Feb low	17.765	17.615 intraday low	17.600 break level	17.550 projection	17.496 100-day MA	18.098	18.198	16.906	38
	EUR/PLN	↗	4.3865 24-Feb/ last week	4.3770 29-Feb high	4.3700 20 15 high, st-Feb	4.3520 3-Mar high	4.3289	4.32870 Thur pm excs low	4.2680 4-Jan low	4.2600 1-Jan high/ gap lo	4.2535 1-Jan YTD low	4.3533	4.3881	4.2604	41
	EUR/CZK	→	27.19~ 1-Oct high	27.140 Oct high	27.131 11-Feb YTD high	27.083 26-Feb high	27.046	27.00-3 Nov-Feb high vol	26.960 Feb low	26.949 Dec-15/ last year l	26.914 8-Nov-13 low	27.029	27.021	27.063	54
	EUR/HUF	↗	316.35 20-Jan high	314.65 28-Jan high	312.95~ 9 & 11-Feb highs	312.00 17, 26-Feb highs	310.86	310.50 Wed high	307.25 24-Feb low	306.72 start Aug-15 lows	306.48 22-Feb YTD low	309.52	311.56	311.95	56
	EUR/TRY	→	3.3420 11-Feb high	3.3145 19-Feb high	3.2830 22-Feb high	3.2705 29-Feb high	3.2255	3.1640 3-Mar low	3.1380 18-Dec low	3.1175 10-Mar low	3.0775 2-Dec high	3.2350	3.2567	3.1883	51
	USD/PLN	↘	4.0481 03 Feb high	3.9937 50-day MA	3.9660 100-day MA	3.9112 08 Mar low	3.8753	3.8700 10 Mar low	3.8572 200-day MA	3.8439 Nov-15 low	3.8350 break level	3.9476	3.9940	3.8603	25
USD/RUB	→	80.63 11 Feb high	77.55 24 Feb high	76.13 50-day MA	74.50~ end-Jan, Feb lows	71.05	70.00 28 Dec 15 low	69.20 24 Dec 15 low	69.00 break level	67.05 mid-Nov high	74.34	76.26	66.73	34	
Other Markets	S&P 500 Futures	→	2105 May 15 high	2037 4 Jan high	2017 5 Jan high	2010 10 Mar high	2002	1958 intraday low	1939 13 Jan high	1877 24 Feb low	1800 figure	1951	1926	2006	69
	DAX Futures	→	10165 13 Jan high	10120 break level	9923 27 Jan high	9613 break level	9513	9395 10 Mar low	9000 gap break	8690 11 Feb low	8350 early-Oct 14 low	9483	9599	10460	47
	US 10y Futures	→	131-14 24 Feb high	130-27 01 Mar high	130-06+ break level	129-26 17 Feb low	128.91	128-25 50-day MA	128-15+ 10 Mar low	128-14 break level	128-00 figure	130.30	129.32	127.06	33
	Bund Futures	→	167.51 projection	166.80 projection	166.63 29 Feb high	166.00 figure	165.93	161.94 9-Mar low	161.23 15-Feb low	160.02 29-Jan low, gap	159.21 21-Jan high	162.77	162.69	158.02	37
	WTI Oil Futures	→	41.01 15 Dec high	40.00 figure	39.22 100-day MA	39.00 figure	38.74	36.28 28 Jan high	33.85 50-day MA	32.40 24 Feb high	30.56 24 Feb low	34.32	33.79	46.12	70

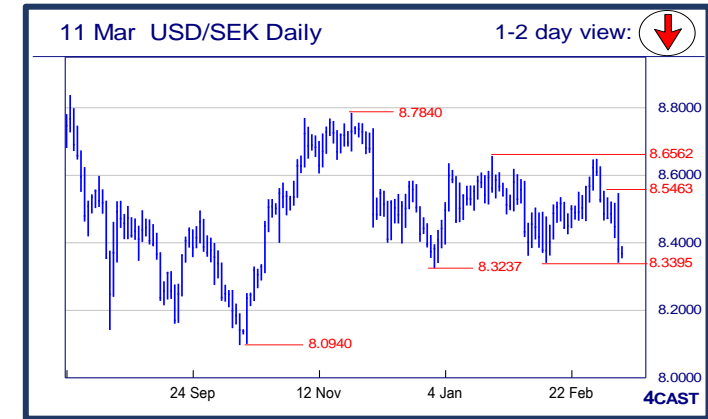
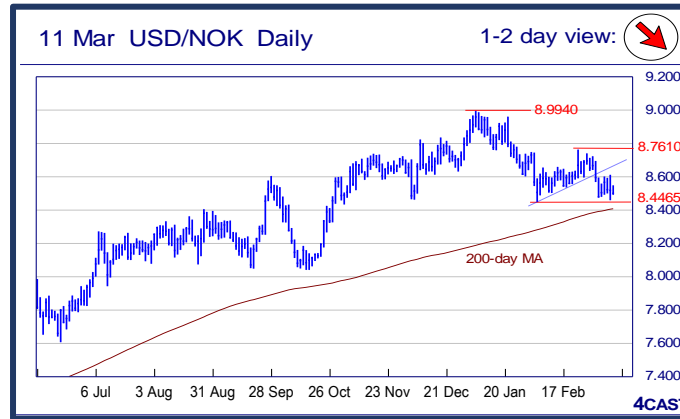
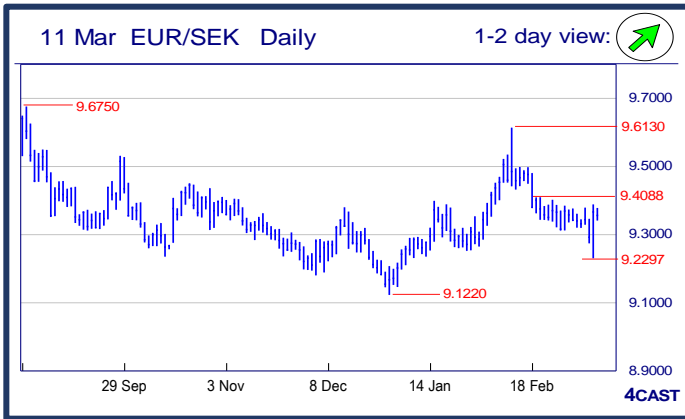
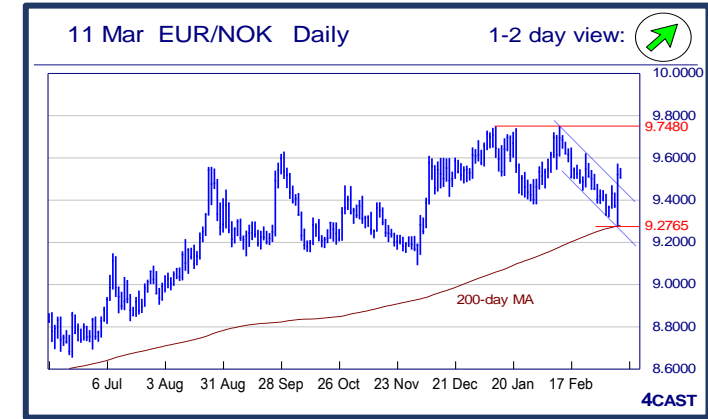


Strong uptrend    Weak uptrend or higher in range    Sideways or in range    Weak downtrend or lower in range    Strong downtrend



### NOK, SEK opening updates

	1 day view	Resistance	Support	4cast
EUR/NOK		9.7000	9.4685	Staged rebound from the 200-day MA at 9.2765 to trigger sharp reversal of the 4-wk decline from 9.7480 high. Setback from 9.5710 high seen corrective with support now at 9.4685 then the 9.4000 level. Renewed strength will target 9.6000/6200. [P.L.]
		9.6475	9.4000	
		9.6200	9.3615	
		9.5710	9.3170	
EUR/SEK		9.4797	9.3200	Decline to 9.2297 low last session looks exhaustive with the sharp rebound towards closing exposing a large Engulfing-pattern and shifting focus higher towards the congestion high at 9.4088 and break will expose more damage on the upside. WT
		9.4312	9.2977	
		9.4088	9.2297	
		9.3878	9.1965	
USD/NOK		8.7210	8.4570	Broke the 8.4740 low but no follow-through as yet with the downside checked at 8.4570 low. Below this is the 8.4665 Feb low and break here needed to trigger further decline to the 200-day MA at 8.4060. [P.L.]
		8.6325	8.4465	
		8.6095	8.4060	
USD/SEK		8.5600	8.3205	Sharp reversal from last session's high of 8.5463 towards closing in the appearance of a large Outside-range turning pressure lower to 8.3395/3237 supports and with negative cross-over on daily MACD, the latters look vulnerable. [W.T]
		8.5530	8.3395	
		8.5463	8.3237	



Strong uptrend   
 Weak uptrend or higher in range   
 Sideways or in range   
 Weak downtrend or lower in range   
 Strong downtrend

Copyright and other intellectual property rights in the material in this document belong to 4CAST Limited and/or 4CAST Inc (4CAST). The material shall not, under any circumstances, be reproduced or distributed in whole or part without the prior written consent of 4CAST. The material in this document is based upon information which 4CAST considers to be reliable and the analysis and opinion in the material represents the view of 4CAST at the time of transmission (unless stated otherwise). Such analysis and opinion is subject to change without notice. The material is intended for use by parties knowledgeable and experienced in the financial sector and is only one source amongst others to be considered in carrying on their business or activity. ACCORDINGLY 4CAST MAKES NO REPRESENTATION OR WARRANTY EXPRESS OR IMPLIED STATUTORY OR OTHERWISE (INCLUDING BUT NOT LIMITED TO) THE ACCURACY OF THE MATERIAL IN THIS DOCUMENT OR THE FITNESS FOR PURPOSE AND ALL SUCH REPRESENTATIONS AND WARRANTIES ARE HEREBY EXPRESSLY EXCLUDED. 4CAST does not give or purport to give investment advice. Any action taken by users on the basis of material in this document is entirely at their own risk. Independent investment advice should be sought where appropriate. 4CAST website may link to or be linked to other Internet sites. 4CAST does not accept responsibility for the content of such other sites. 4CAST's terms and conditions of business apply to all fee-paying subscribers and trial users.