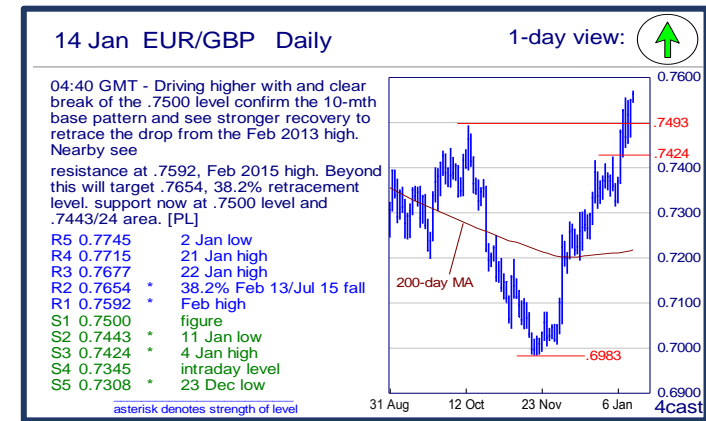
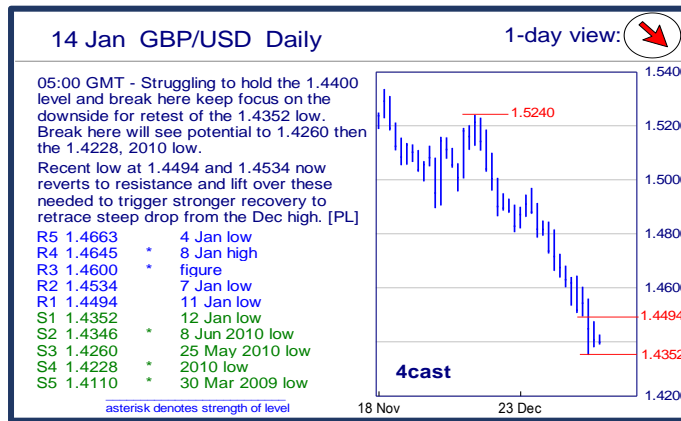
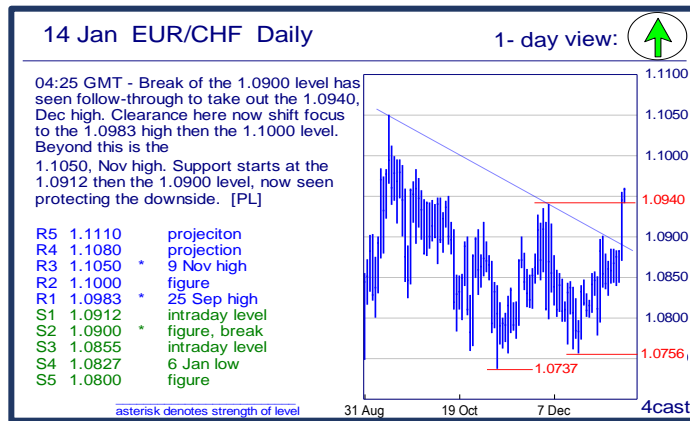
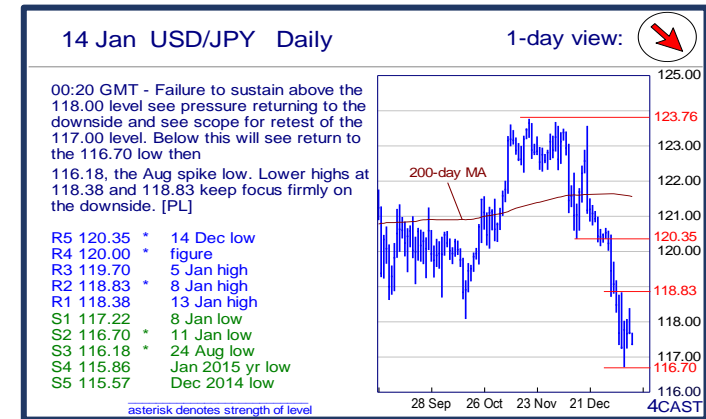
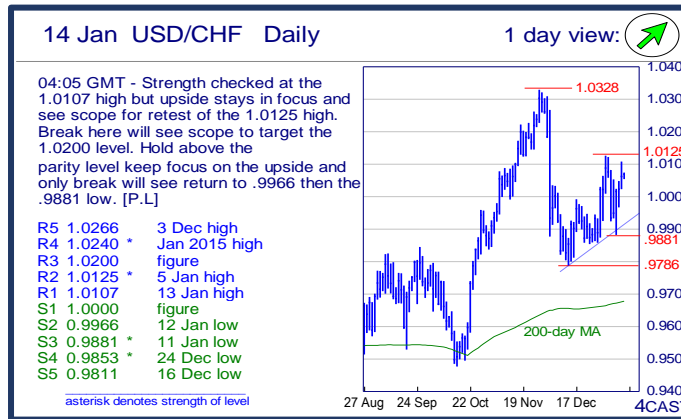
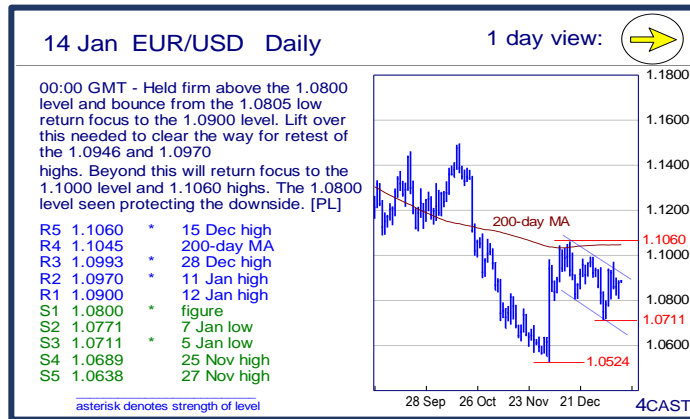
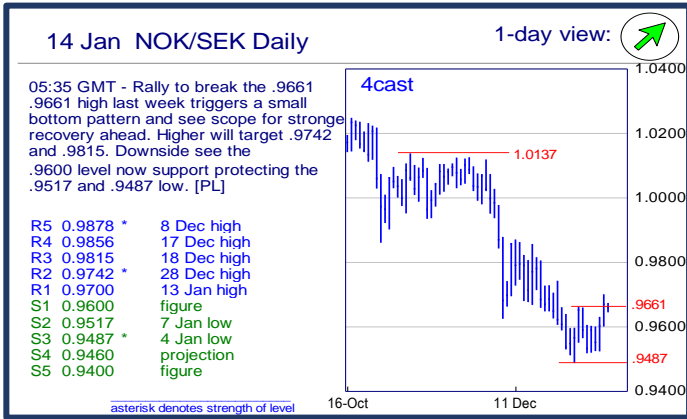


	Trends	Res 4	Res 3	Res 2	Res 1	Spot	Sup 1	Sup 2	Sup 3	Sup 4	MA20	MA50	MA200	RSI 9	
Scandies	EUR/SEK	↗	9.3795	9.3355	9.3185	9.2925	9.2755	9.2305	9.2065	9.1455	9.1220	9.2317	9.2659	9.3436	59
	EUR/NOK	→	9.7865	9.7480	9.6820	9.6440	9.6033	9.5600	9.5335	9.4990	9.4775	9.5976	9.4329	9.0664	50
	USD/SEK	→	8.6615	8.6345	8.6000	8.5685	8.5230	8.4575	8.4000	8.3825	8.3235	8.4749	8.5673	8.4592	54
	USD/NOK	↘	9.0645	9.0000	8.9580	8.9000	8.8253	8.7905	8.7715	8.7105	8.6610	8.8088	8.7176	8.2080	50
	EUR/DKK	→	7.4685	7.4665	7.4645	7.4638	7.4624	7.4570	7.4568	7.4545	7.4518	7.4622	7.4615	7.4615	53
	NOK/SEK	↗	0.9856	0.9815	0.9742	.9700	0.9646	0.9600	0.9517	0.9487	0.9460	0.9606	0.9815	1.0310	54
Majors	EUR/USD	→	1.1045	1.0993	1.0970	1.0900	1.0881	1.0800	1.0771	1.0711	1.0689	1.0890	1.0815	1.1045	51
	USD/JPY	↘	120.00	119.70	118.83	118.38	117.53	117.22	116.70	116.18	115.86	119.48	121.38	121.53	19
	EUR/GBP	↑	.7715	.7677	.7654	.7592	0.7553	.7500	.7443	.7424	.7345	0.7399	0.7231	0.7214	73
	GBP/USD	↘	1.4645	1.4600	1.4534	1.4494	1.4402	1.4352	1.4346	1.4260	1.4228	1.4711	1.4956	1.5306	14
	USD/CHF	↗	1.0240	1.0200	1.0125	1.0107	1.0068	1.0000	0.9966	0.9881	0.9853	0.9963	1.0020	0.9674	61
	EUR/JPY	↘	130.00	129.67	129.09	128.55	127.90	127.31	126.79	126.10	125.18	130.09	131.25	134.22	28
	EUR/CHF	↑	1.1080	1.1050	1.1000	1.0983	1.0956	1.0912	1.0900	1.0855	1.0827	1.0853	1.0839	1.0683	75
	AUD/USD	↘	.7097	.7077	.7049	.7006	0.6936	.6928	.6896	.6852	.6800	0.7149	0.7175	0.7382	25
	USD/CAD	↗	1.4589	1.4500	1.4400	1.4390	1.4361	1.4178	1.4003	1.3812	1.3780	1.4004	1.3659	1.2987	88
	NZD/USD	↘	.6678	.6600	.6544	.6509	0.6485	.6455	.6430	.6400	.6384	0.6714	0.6651	0.6793	22
	EUR/CAD	↗	1.6095	1.6000	1.5950	1.5745	1.5630	1.5250	1.4955	1.4895	1.4800	1.5247	1.4774	1.4339	78
GBP/JPY	↘	175.00	174.09	173.38	172.28	169.2900	169.17	168.03	167.78	166.58	175.7990	181.5792	186.0525	9	
EM	USD/CNH	→	6.6920	6.6525	6.6295	6.6105	6.6030	6.5604	6.5400	6.5252	6.5142	6.5870	6.5029	6.3424	53
	USD/ZAR	↘	17.000	16.950	16.800	16.680	16.6563	16.025	15.610	15.270	15.055	15.7098	14.9779	13.3044	79
	USD/BRL	→	4.1530	4.1440	4.1000	4.0630	4.0166	3.8640	3.8630	3.8000	3.7000	3.9831	3.8700	3.5269	57
	USD/MXN	→	18.000	17.983	17.975	17.950	17.940	17.700	17.465	17.390	17.148	17.447	17.050	16.296	80
	EUR/PLN	↘	4.4215	4.3985	4.3762	4.3700	4.3538	4.3240	4.2680	4.2240	4.2045	4.2899	4.2845	4.1911	68
	EUR/CZK	→	27.19~	27.140	27.105	27.065	27.014	26.960	26.949	26.914	25.710	27.016	27.017	27.140	49
	EUR/HUF	↘	323.90	320.25	319.15	318.00	315.49	314.65	313.00	312.15	311.00	314.55	313.51	310.65	54
	EUR/TRY	↗	3.4295	3.4000	3.3760	3.3465	3.3017	3.2500	3.2040	3.1380	3.1175	3.2211	3.1623	3.1228	74
	USD/PLN	→	4.0640	4.0600	4.0581	4.0512	4.0029	3.9688	3.9598	3.9200	3.9000	3.9400	3.9624	3.7968	61
USD/RUB	↗	78.50	78.12	78.00	77.68	76.90	73.64	71.35	69.03	68.00	73.23	69.49	61.59	80	
Other Markets	S&P 500 Futures	↘	2075	2001	1983	1965	1888	1878	1874	1860	1853	1995	2035	2038	25
	DAX Futures	↘	10693	10523	10227	10119	9950	9657	9600	9500	9390	10360	10710	10938	34
	US 10y Futures	↗	129-18+	128-23+	128-15	128-08	127.97	127-10	127-00	126-10	125-09	126.59	126.34	126.44	74
	Bund Futures	↗	161.00	160.66	160.25	160.19	159.01	158.70	158.45	157.52	156.78	157.92	157.47	156.72	60
	WTI Oil Futures	↘	39.13	36.39	35.35	33.20	30.80	30.00	29.93	29.50	29.15	35.06	39.75	50.62	21

	Trends	Res 4	Res 3	Res 2	Res 1	Spot	Sup 1	Sup 2	Sup 3	Sup 4	MA20	MA 50	MA 200	RSI 9	
Scandies	EUR/SEK	↗	9.3795 14 Dec high	9.3355 16 Dec high	9.3185 21 Dec high	9.2925 11 Jan high	9.2755	9.2305 8 Jan low	9.2065 30 Dec high	9.1455 4 Jan low	9.1220 30 Dec low	9.2317	9.2659	9.3436	59
	EUR/NOK	→	9.7865 projection	9.7480 12 Jan high	9.6820 4 Jan high	9.6440 13 Jan high	9.6033	9.5600 intraday level	9.5335 13 Jan low	9.4990 30 Dec low	9.4775 24 Dec low	9.5976	9.4329	9.0664	50
	USD/SEK	→	8.6615 12 Jan low	8.6345 5 Jan high	8.6000 figure	8.5685 13 Jan high	8.5230	8.4575 6 Jan 16 low	8.4000 figure	8.3825 31 Dec low	8.3235 29 Dec low	8.4749	8.5673	8.4592	54
	USD/NOK	↘	9.0645 5 Feb 02 high	9.0000 figure	8.9580 11 Jan high	8.9000 figure	8.8253	8.7905 13 Jan low	8.7715 4 Jan low	8.7105 28 Dec high	8.6610 29 Dec low	8.8088	8.7176	8.2080	50
	EUR/DKK	→	7.4685 May-15 high	7.4665 24-Dec high	7.4645 31-Dec high	7.4638 4-Jan high	7.4624	7.4570 7-Jan low	7.4568 Dec-15 low	7.4545 Oct-15 low	7.4518 Jul-15 low	7.4622	7.4615	7.4615	53
	NOK/SEK	↗	0.9856 17 Dec high	0.9815 18 Dec high	0.9742 28 Dec high	.9700 13 Jan high	0.9646	0.9600 figure	0.9517 7 Jan low	0.9487 4 Jan low	0.9460 projection	0.9606	0.9815	1.0310	54
Majors	EUR/USD	→	1.1045 200-day MA	1.0993 28 Dec high	1.0970 11 Jan high	1.0900 12 Jan high	1.0881	1.0800 figure	1.0771 7 Jan low	1.0711 5 Jan low	1.0689 25 Nov high	1.0890	1.0815	1.1045	51
	USD/JPY	↘	120.00 figure	119.70 5 Jan high	118.83 8 Jan high	118.38 13 Jan high	117.53	117.22 8 Jan low	116.70 11 Jan low	116.18 24 Aug low	115.86 Jan 2015 yr low	119.48	121.38	121.53	19
	EUR/GBP	↗	.7715 21 Jan high	.7677 22 Jan high	.7654 38.2%Feb 13/Jul	.7592 Feb high	0.7553	.7500 figure	.7443 11 Jan low	.7424 4 Jan high	.7345 intraday level	0.7399	0.7231	0.7214	73
	GBP/USD	↘	1.4645 8 Jan high	1.4600 figure	1.4534 7 Jan low	1.4494 11 Jan low	1.4402	1.4352 12 Jan low	1.4346 8 Jun 2010 low	1.4260 25 May 2010 low	1.4228 2010 low	1.4711	1.4956	1.5306	14
	USD/CHF	↗	1.0240 Jan 2015 high	1.0200 figure	1.0125 5 Jan high	1.0107 13 Jan high	1.0068	1.0000 figure	0.9966 12 Jan low	0.9881 11 Jan low	0.9853 24 Dec low	0.9963	1.0020	0.9674	61
	EUR/JPY	↘	130.00 figure	129.67 27 Nov low	129.09 8 Jan high	128.55 13 Jan high	127.90	127.31 11 Jan low	126.79 7 Jan low	126.10 2015 low	125.18 14 Jun 13 low	130.09	131.25	134.22	28
	EUR/CHF	↗	1.1080 projection	1.1050 9 Nov high	1.1000 figure	1.0983 25 Sep high	1.0956	1.0912 intraday level	1.0900 figure, break	1.0855 intraday level	1.0827 6 Jan low	1.0853	1.0839	1.0683	75
	AUD/USD	↘	.7097 Dec low, break	.7077 8 Jan high	.7049 13 Jan high	.7006 intraday level	0.6936	.6928 11 Jan low	.6896 Sep 2015 yr low	.6852 9 Feb 09 high	.6800 figure	0.7149	0.7175	0.7382	25
	USD/CAD	↗	1.4589 Mar '03 low	1.4500 figure	1.4400 figure	1.4390 projection	1.4361	1.4178 08 Jan high	1.4003 May '04 high	1.3812 04 Jan low	1.3780 14 Dec high	1.4004	1.3659	1.2987	88
	NZD/USD	↘	.6678 8 Jan high	.6600 figure	.6544 intraday level	.6509 11 Jan low, break	0.6485	.6455 intraday level	.6430 18 Nov low	.6400 figure	.6384 2 Oct low	0.6714	0.6651	0.6793	22
	EUR/CAD	↗	1.6095 Sep 09 high	1.6000 figure	1.5950 Dec 09 high	1.5745 projection	1.5630	1.5250 4-Jan high	1.4955 5-Jan low	1.4895 11-Dec low	1.4800 S/R level	1.5247	1.4774	1.4339	78
	GBP/JPY	↘	175.00 figure	174.09 5 Jan low	173.38 8 Jan high	172.28 11 Jan high	169.29	169.17 12 Jan low	168.03 15 Oct 2014 low	167.78 18 Mar 2014 low	166.58 17 Dec 2013 low	175.80	181.58	186.05	9
EM	USD/CNH	→	6.6920 8 Jan high	6.6525 8 Jan low, break	6.6295 intraday level	6.6105 30 Dec high	6.6030	6.5604 13 Jan low	6.5400 trendline from Oct	6.5252 22 Dec low	6.5142 16 Dec low	6.5870	6.5029	6.3424	53
	USD/ZAR	↘	17.0000 figure	16.950 12-Jan high	16.8000 figure	16.680 13-Jan high	16.656	16.025 11-Dec high	15.610 6-Jan low	15.270 30-Dec low	15.055 28-Dec low	15.710	14.978	13.304	79
	USD/BRL	→	4.1530 29 Sep high	4.1440 break level	4.1000 break level	4.0630 30 Sep high	4.0166	3.8640 50-day MA	3.8630 100-day MA	3.8000 break level	3.7000 range bottom	3.9831	3.8700	3.5269	57
	USD/MXN	→	18.0000 figure	17.983 projection	17.975 12 Jan high	17.950 projection	17.940	17.7000 08 Jan low	17.465 14 Dec high	17.390 break level	17.148 23 Dec low	17.447	17.050	16.296	80
	EUR/PLN	↘	4.4215 4-Jun-12 high	4.3985 2014 high	4.3762 12-Jan high	4.3700 2015 high	4.3538	4.3240 7-Jan low	4.2680 4-Jan low	4.2240 30-Dec low	4.2045 11-Nov low	4.2899	4.2845	4.1911	68
	EUR/CZK	→	27.19~ 1-Oct high	27.140 Oct high	27.105 3-Dec high	27.065 fr mid-Dec highs	27.014	26.960 11-Dec low	26.949 Dec-15/ last year l	26.914 8-Nov-13 low	25.710 7-Nov-13 low	27.016	27.017	27.140	49
	EUR/HUF	↘	323.90 16-Jan-15 high	320.25 Jan highs blw spik	319.15 Tues am. high	318.00 Jul high, 11-Dec hi	315.49	314.65 Wed pm low	313.00 5-Jan low	312.15 30-Dec low	311.00 7-Dec low	314.55	313.51	310.65	54
	EUR/TRY	↗	3.4295 2-Oct high	3.4000 figure	3.3760 14-Oct high	3.3465 15-Oct high	3.3017	3.2500 S/R level	3.2040 6-Jan low	3.1380 18-Dec low	3.1175 27-Nov high	3.2211	3.1623	3.1228	74
	USD/PLN	→	4.0640 projection	4.0600 figure	4.0581 03 Dec high	4.0512 06 Jan high	4.0029	3.9688 05 Jan low	3.9598 50-day MA	3.9200 04 Jan low	3.9000 break level	3.9400	3.9624	3.7968	61
	USD/RUB	↗	78.50 break level	78.12 projection	78.00 figure	77.68 12 Jan high	76.90	73.64 08 Jan low	71.35 04 Jan low	69.03 50-day MA	68.00 break level	73.23	69.49	61.59	80
Other Markets	S&P 500 Futures	↘	2075 30 Dec high	2001 100-day MA	1983 14 Dec low	1965 08 Jan high	1888	1878 intraday low	1874 02 Oct low	1860 break level	1853 29 Sep low	1995	2035	2038	25
	DAX Futures	↘	10693 gap break	10523 04 Jan high	10227 07 Jan high	10119 14 Dec low	9950	9657 11 Jan low	9600 break level	9500 figure	9390 02 Oct low	10360	10710	10938	34
	US 10y Futures	↗	129-18+ 02 Oct high	128-23+ 22 Oct high	128-15 projection	128-08 13 Jan high	127.97	127-10 11 Dec high	127-00 figure	126-10 50-day MA	125-09 04 Dec low	126.59	126.34	126.44	74
	Bund Futures	↗	161.00 figure	160.66 27-Nov high	160.25 break level	160.19 7-Jan high	159.01	158.70 12-Jan low	158.45 5-Jan low	157.52 29-Dec low	156.78 16-Dec low	157.92	157.47	156.72	60
	WTI Oil Futures	↘	39.13 15 Dec high	36.39 06 Jan high	35.35 06 Jan high	33.20 11 Jan high	30.80	30.00 figure	29.93 12 Jan low	29.50 break level	29.15 projection	35.06	39.75	50.62	21

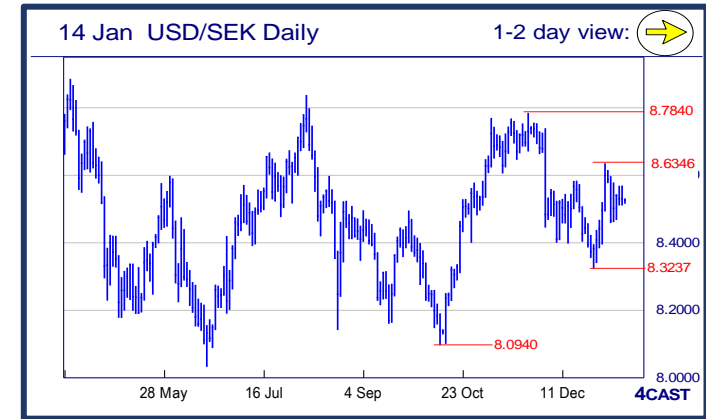
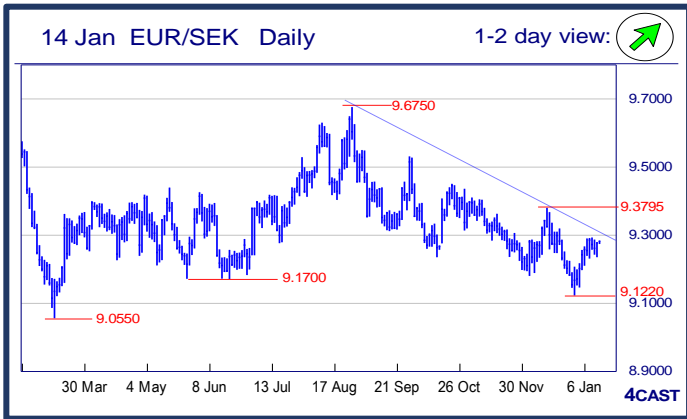


Strong uptrend    Weak uptrend or higher in range    Sideways or in range    Weak downtrend or lower in range    Strong downtrend



### NOK, SEK opening updates

	1 day view	Resistance	Support	4cast
EUR/NOK		9.7865 9.7480 9.6820 9.6440	9.5600 9.5335 9.4990 9.4775	Rebound from the 9.5335 low to regain the 9.6000 level see resistance at 9.6440 and 9.6820. Lower high sought for return to the 9.5335 low later and where break will trigger deeper pullback to the 9.5000 level and 9.4775 support.
EUR/SEK		9.3795 9.3355 9.3185 9.2925	9.2305 9.2065 9.1455 9.1220	Held firm above 9.2305 support and bounce see scope for retest of the 9.2925 high and trendline from the Aug high. Clearance will extend the up-leg from 9.1220 low towards 9.3185 and 9.3355.
USD/NOK		9.0645 9.0000 8.9580 8.9000	8.7905 8.7715 8.7105 8.6610	Break of the 8.8345 support extending the drop from the 9.0000 level and follow-through below 8.8000 swing focus lower to correct recent strength from 8.6290 low. Lower see scope to 8.7715 then 8.7105 support.
USD/SEK		8.6615 8.6345 8.6000 8.5685	8.4575 8.4000 8.3825 8.3235	Bounce see the upside checked at 8.5685 high and strength to regain the 8.6000 level needed to expose the 8.6345 high to retest. More ranging action seen for now with support at 8.5000 then the 8.4575 low. [PL]



Strong uptrend   
 Weak uptrend or higher in range   
 Sideways or in range   
 Weak downtrend or lower in range   
 Strong downtrend

Copyright and other intellectual property rights in the material in this document belong to 4CAST Limited and/or 4CAST Inc (4CAST). The material shall not, under any circumstances, be reproduced or distributed in whole or part without the prior written consent of 4CAST. The material in this document is based upon information which 4CAST considers to be reliable and the analysis and opinion in the material represents the view of 4CAST at the time of transmission (unless stated otherwise). Such analysis and opinion is subject to change without notice. The material is intended for use by parties knowledgeable and experienced in the financial sector and is only one source amongst others to be considered in carrying on their business or activity. ACCORDINGLY 4CAST MAKES NO REPRESENTATION OR WARRANTY EXPRESS OR OTHERWISE (INCLUDING BUT NOT LIMITED TO) THE ACCURACY OF THE MATERIAL IN THIS DOCUMENT OR THE FITNESS FOR PURPOSE AND ALL SUCH REPRESENTATIONS AND WARRANTIES ARE HEREBY EXPRESSLY EXCLUDED. 4CAST does not give or purport to give investment advice. Any action taken by users on the basis of material in this document is entirely at their own risk. Independent investment advice should be sought where appropriate. 4CAST website may link to or be linked to other Internet sites. 4CAST does not accept responsibility for the content of such other sites. 4CAST's terms and conditions of business apply to all fee-paying subscribers and trial users.