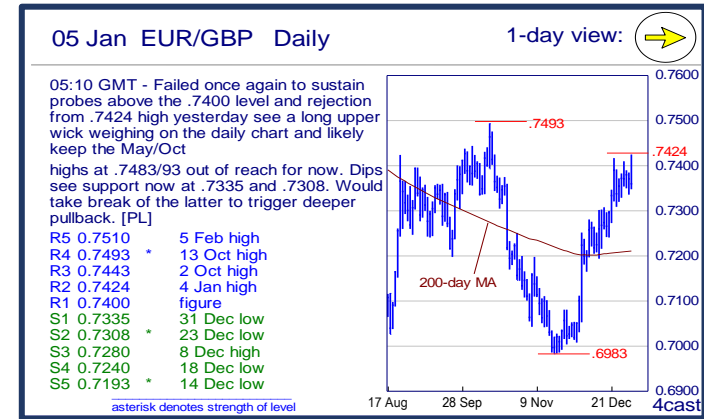
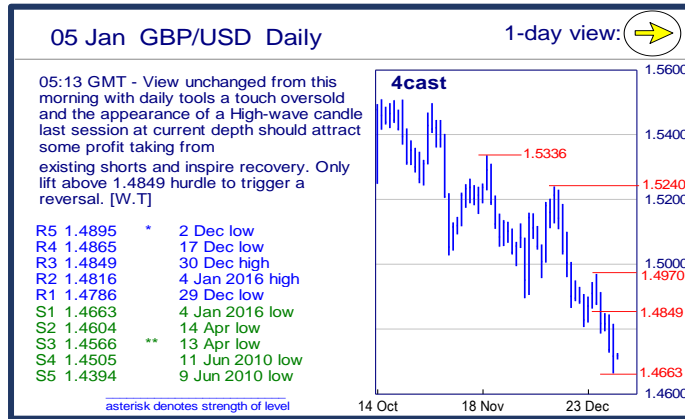
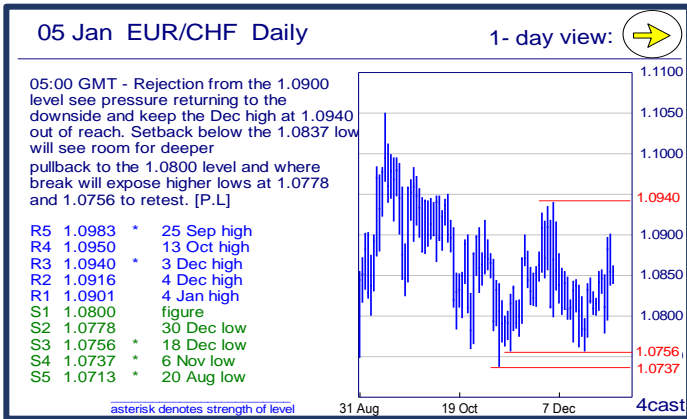
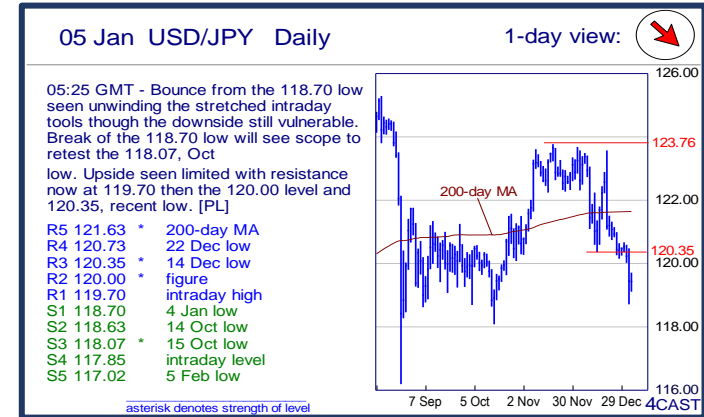
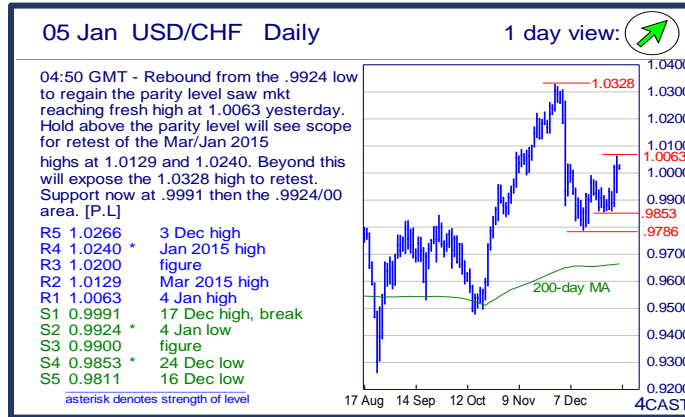
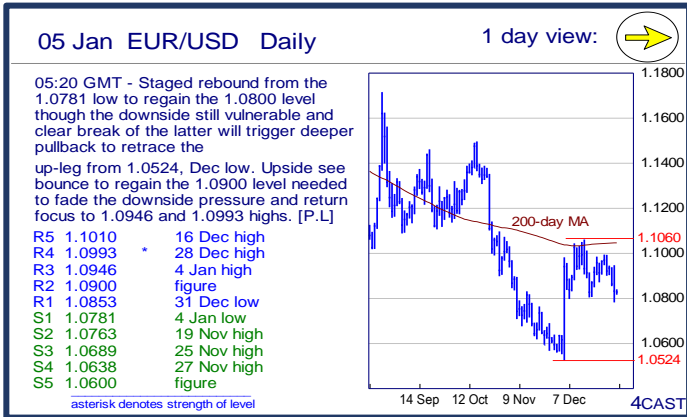
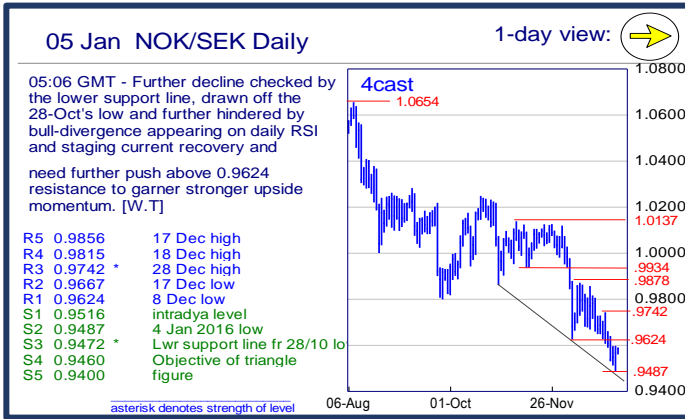


	Trends	Res 4	Res 3	Res 2	Res 1	Spot	Sup 1	Sup 2	Sup 3	Sup 4	MA20	MA50	MA200	RSI 9	
Scandies	EUR/SEK	↗	9.3188	9.2860	9.2513	9.2254	9.2059	9.1454	9.1220	9.1000	9.0552	9.2403	9.2798	9.3468	46
	EUR/NOK	↗	9.8023	9.7475	9.6820	9.6480	9.6178	9.5710	9.4990	9.4775	9.4135	9.5502	9.3911	9.0326	64
	USD/SEK	↗	8.6445	8.6043	8.5830	8.5194	8.5002	8.3827	8.3237	8.2870	8.2643	8.4609	8.5708	8.4631	57
	USD/NOK	↗	9.0645	9.0000	8.9810	8.9440	8.8740	8.8335	8.8010	8.7105	8.6610	8.7425	8.6700	8.1780	73
	EUR/DKK	↗	7.47~	7.4685	7.4660	7.4645	7.4623	7.4580	7.4565	7.4545	7.4518	7.4623	7.4612	7.4619	50
	NOK/SEK	→	0.9815	0.9742	0.9667	0.9624	0.9556	0.9516	0.9487	0.9472	0.9460	0.9664	0.9872	1.0351	32
Majors	EUR/USD	→	1.0993	1.0946	1.0900	1.0853	1.0829	1.0781	1.0763	1.0689	1.0638	1.0919	1.0827	1.1044	40
	USD/JPY	↘	120.73	120.35	120.00	119.70	119.33	118.70	118.63	118.07	117.85	120.85	121.86	121.61	21
	EUR/GBP	→	.7493	.7443	.7424	.7400	0.7357	.7335	.7308	.7280	.7240	0.7315	0.7181	0.7208	61
	GBP/USD	→	1.4865	1.4849	1.4816	1.4786	1.4718	1.4663	1.4604	1.4566	1.4505	1.4917	1.5074	1.5318	27
	USD/CHF	↗	1.0240	1.0200	1.0129	1.0063	1.0012	0.9991	0.9924	0.9900	0.9853	0.9911	1.0004	0.9660	60
	EUR/JPY	↘	131.36	131.04	130.00	129.67	129.27	128.68	128.40	127.88	127.46	131.95	131.92	134.29	21
	EUR/CHF	→	1.0950	1.0940	1.0916	1.0901	1.0839	1.0800	1.0778	1.0756	1.0737	1.0827	1.0833	1.0667	50
	AUD/USD	↘	.7346	.7328	.7300	.7267	0.7191	.7156	.7120	.7097	.7069	0.7230	0.7196	0.7405	42
	USD/CAD	→	1.4003	1.4000	1.3999	1.3983	1.3917	1.3800	1.3780	1.3639	1.3492	1.3830	1.3505	1.2928	63
	NZD/USD	↘	.6897	.6883	.6834	.6776	0.6730	.6720	.6682	.6620	.6605	0.6781	0.6669	0.6827	42
	EUR/CAD	↗	1.5430	1.5355	1.5320	1.5295	1.5071	1.4940	1.4895	1.4800	1.4515	1.5100	1.4623	1.4274	53
GBP/JPY	→	178.13	177.55	176.97	176.31	175.6600	174.97	174.88	174.67	174.00	180.2880	183.7042	186.2991	10	
EM	USD/CNH	↑	6.6680	6.6655	6.6550	6.6460	6.6367	6.6263	6.6105	6.5946	6.5742	6.5525	6.4645	6.3276	80
	USD/ZAR	↗	16.200	16.025	16.000	15.800	15.5293	15.270	15.055	14.790	14.600	15.2856	14.6137	13.1454	67
	USD/BRL	→	4.1530	4.1440	4.1000	4.0630	4.0398	3.8410	3.8310	3.8000	3.7000	3.9218	3.8429	3.4949	70
	USD/MXN	→	17.745	17.465	17.435	17.413	17.286	17.170	17.148	16.918	16.852	17.200	16.864	16.194	60
	EUR/PLN	→	4.3740	4.3700	4.34~	4.3030	4.2970	4.225	4.2045	4.1785~	4.1530	4.2825	4.2712	4.1803	63
	EUR/CZK	→	27.290	27.19~	27.140	27.100~	27.016	26.97~	26.960	26.914	25.710	27.017	27.025	27.155	50
	EUR/HUF	→	320.25	318.00	317.00	316.02	314.07	312.80	311.00	309.35	308.62	314.86	313.03	310.04	50
	EUR/TRY	→	3.3760	3.3465	3.3105	3.2389	3.2054	3.1436	3.1175	3.0775	3.0320	3.2000	3.1436	3.1062	57
	USD/PLN	↗	4.0581	4.0200	4.0000	3.9965	3.9696	3.9434	3.9037	3.8590	3.8483	3.9232	3.9459	3.7874	65
USD/RUB	↗	76.00	75.85	75.00	74.48	72.65	71.35	69.58	68.55	67.60	71.16	67.75	60.86	67	
Other Markets	S&P 500 Futures	→	2102	2097	2075	2030	2011	1983	1980	1950	1900	2036	2056	2042	40
	DAX Futures	↘	11433	11324	10995	10886	10264	10200	10119	10000	9885	10631	10801	11005	37
	US 10y Futures	→	128-00	127-10	126-18	126-14	126.09	126-00	125-09	125-01	123-16	126.22	126.36	126.43	49
	Bund Futures	→	160.00	159.36	159.28	159.00	159.01	156.78	156.42	155.67	155.11	157.92	157.29	156.61	60
	WTI Oil Futures	→	41.84	40.69	40.00	39.13	36.97	36.54	35.15	35.00	33.55	37.38	41.87	51.50	43

	Trends	Res 4	Res 3	Res 2	Res 1	Spot	Sup 1	Sup 2	Sup 3	Sup 4	MA20	MA 50	MA 200	RSI 9	
Scandies	EUR/SEK	↗	9.3188 21 Dec high	9.2860 22 Dec high	9.2513 23 Dec high	9.2254 24 Dec high	9.2059	9.1454 4 Jan 2016 low	9.1220 30 Dec low	9.1000 figure	9.0552 12 Mar low	9.2403	9.2798	9.3468	46
	EUR/NOK	↗	9.8023 projection	9.7475 swing target	9.6820 4 Jan high	9.6480 30 Dec high	9.6178	9.5710 31 Dec low	9.4990 30 Dec low	9.4775 24 Dec low	9.4135 17 Dec low	9.5502	9.3911	9.0326	64
	USD/SEK	↗	8.6445 19 Nov low	8.6043 12 Nov low	8.5830 18 Dec high	8.5194 4 Jan 2016 high	8.5002	8.3827 31 Dec low	8.3237 29 Dec low	8.2870 21 Oct low	8.2643 20 Oct low	8.4609	8.5708	8.4631	57
	USD/NOK	↗	9.0645 5 Feb 02 high	9.0000 figure	8.9810 26 Feb 02 high	8.9440 4 Jan high	8.8740	8.8335 17 Dec high	8.8010 4 Jan low	8.7105 28 Dec high	8.6610 29 Dec low	8.7425	8.6700	8.1780	73
	EUR/DKK	↗	7.47~ early Apr lows	7.4685 May high	7.4660 Aug high	7.4645 fr 15-Dec highs	7.4623	7.4580 18-Dec low	7.4565 Nov low	7.4545 Oct low	7.4518 Jul low	7.4623	7.4612	7.4619	50
	NOK/SEK	→	0.9815 18 Dec high	0.9742 28 Dec high	0.9667 17 Dec low	0.9624 8 Dec low	0.9556	0.9516 intraday level	0.9487 4 Jan 2016 low	0.9472 Lwr support line f	0.9460 Objective of trian	0.9664	0.9872	1.0351	32
Majors	EUR/USD	→	1.0993 28 Dec high	1.0946 4 Jan high	1.0900 figure	1.0853 31 Dec low	1.0829	1.0781 4 Jan low	1.0763 19 Nov high	1.0689 25 Nov high	1.0638 27 Nov high	1.0919	1.0827	1.1044	40
	USD/JPY	↘	120.73 22 Dec low	120.35 14 Dec low	120.00 figure	119.70 intraday high	119.33	118.70 4 Jan low	118.63 14 Oct low	118.07 15 Oct low	117.85 intraday level	120.85	121.86	121.61	21
	EUR/GBP	→	.7493 13 Oct high	.7443 2 Oct high	.7424 4 Jan high	.7400 figure	0.7357	.7335 31 Dec low	.7308 23 Dec low	.7280 8 Dec high	.7240 18 Dec low	0.7315	0.7181	0.7208	61
	GBP/USD	→	1.4865 17 Dec low	1.4849 30 Dec high	1.4816 4 Jan 2016 high	1.4786 29 Dec low	1.4718	1.4663 4 Jan 2016 low	1.4604 14 Apr low	1.4566 13 Apr low	1.4505 11 Jun 2010 low	1.4917	1.5074	1.5318	27
	USD/CHF	↗	1.0240 Jan 2015 high	1.0200 figure	1.0129 Mar 2015 high	1.0063 4 Jan high	1.0012	0.9991 17 Dec high, break	0.9924 4 Jan low	0.9900 figure	0.9853 24 Dec low	0.9911	1.0004	0.9660	60
	EUR/JPY	↘	131.36 29 Dec low	131.04 18 Dec low	130.00 figure	129.67 27 Nov low	129.27	128.68 4 Jan low	128.40 1 Apr low	127.88 23 Apr low	127.46 21 Apr low	131.95	131.92	134.29	21
	EUR/CHF	→	1.0950 13 Oct high	1.0940 3 Dec high	1.0916 4 Dec high	1.0901 4 Jan high	1.0839	1.0800 figure	1.0778 30 Dec low	1.0756 18 Dec low	1.0737 6 Nov low	1.0827	1.0833	1.0667	50
	AUD/USD	↘	.7346 7 Dec high	.7328 31 Dec high	.7300 figure	.7267 31 Dec low	0.7191	.7156 4 Jan low	.7120 trendline from Sep	.7097 17 Dec low	.7069 18 Nov low	0.7230	0.7196	0.7405	42
	USD/CAD	→	1.4003 May '04 high	1.4000 figure	1.3999 18 Dec high	1.3983 intraday high	1.3917	1.3800 figure	1.3780 14 Dec high	1.3639 10 Dec high	1.3492 50-day MA	1.3830	1.3505	1.2928	63
	NZD/USD	↘	.6897 15 Oct high	.6883 29 Dec high	.6834 16 Dec high	.6776 intraday level	0.6730	.6720 4 Jan low	.6682 18 Dec low	.6620 intraday level	.6605 20 Nov high	0.6781	0.6669	0.6827	42
	EUR/CAD	↗	1.5430 25-6-Aug highs	1.5355 26-Aug open	1.5320 22-Dec high	1.5295 29-Dec high	1.5071	1.4940 15-Dec low	1.4895 11-Dec low	1.4800 S/R level	1.4515 8-Dec low	1.5100	1.4623	1.4274	53
GBP/JPY	→	178.13 29 Dec low	177.55 4 Jan 2016 high	176.97 intraday level	176.31 intraday level	175.66	174.97 4 Jan 2016 low	174.88 14 Apr low	174.67 31 Oct low	174.00 30 Oct low	180.29	183.70	186.30	10	
EM	USD/CNH	↑	6.6680 10 Dec 2010 high	6.6655 20/21 Dec 2010 h	6.6550 28 Dec 2010 high	6.6460 10 Dec 2010 low	6.6367	6.6263 intraday level	6.6105 30 Dec high, brea	6.5946 12 Aug high	6.5742 18 Dec high	6.5525	6.4645	6.3276	80
	USD/ZAR	↗	16.200 figure	16.025 11-Dec YTD high	16.000 figure	15.800 Intra reversal	15.529	15.270 30-Dec low	15.055 28-Dec low	14.790 16-Dec low	14.600 spike accel	15.286	14.614	13.145	67
	USD/BRL	→	4.1530 29 Sep high	4.1440 break level	4.1000 break level	4.0630 30 Sep high	4.0398	3.8410 50-day MA	3.8310 100-day MA	3.8000 break level	3.7000 range bottom	3.9218	3.8429	3.4949	70
	USD/MXN	→	17.745 projection	17.465 14 Dec high	17.435 break level	17.413 31 Dec high	17.286	17.170 31 Dec low	17.148 23 Dec low	16.918 09 Nov high	16.852 50-day MA	17.200	16.864	16.194	60
	EUR/PLN	→	4.3740 29-Dec 14 high	4.3700 14, 15-Dec highs	4.34~ 15-Dec sell accel	4.3030 18-Dec high	4.2970	4.225 25, 29-Dec lows	4.2045 11-Nov low	4.1785~ 21, 22-Sep lows	4.1530 18-Aug low	4.2825	4.2712	4.1803	63
	EUR/CZK	→	27.290 25-Sep high	27.19~ 1-Oct high	27.140 Oct high	27.100~ 3-Dec high	27.016	26.97~ fr Sep lows	26.960 11-Dec YTD low	26.914 8-Nov-13 low	25.710 7-Nov-13 low	27.017	27.025	27.155	50
	EUR/HUF	→	320.25 Jan highs blw spik	318.00 Jul high, 11-Dec hi	317.00 18-Dec high	316.02 Thurs am high	314.07	312.80 18-Dec low	311.00 7-Dec low	309.35 3-Dec low	308.62 20-Nov ow	314.86	313.03	310.04	50
	EUR/TRY	→	3.3760 14-Oct high	3.3465 15-Oct high	3.3105 14-Dec high	3.2389 31-Dec high	3.2054	3.1436 18-Dec low	3.1175 27-Nov high	3.0775 2-Dec high	3.0320 23-Nov high	3.2000	3.1436	3.1062	57
	USD/PLN	↗	4.0581 03 Dec high	4.0200 break level	4.0000 figure	3.9965 07 Dec high	3.9696	3.9434 50-day MA	3.9037 30 Dec high	3.8590 28 Dec low	3.8483 100-day MA	3.9232	3.9459	3.7874	65
USD/RUB	↗	76.00 figure	75.85 projection	75.00 break level	74.48 04 Jan high	72.65	71.35 04 Jan low	69.58 28 Dec low	68.55 24 Dec low	67.60 50-day MA	71.16	67.75	60.86	67	
Other Markets	S&P 500 Futures	→	2102 03 Nov high	2097 02 Dec high	2075 30 Dec high	2030 31 Dec low	2011	1983 14 Dec low	1980 04 Jan low	1950 break level	1900 figure	2036	2056	2042	40
	DAX Futures	↘	11433 30 Nov high	11324 03 Dec high	10995 07 Dec high	10886 30 Dec high	10264	10200 break level	10119 14 Dec low	10000 figure	9885 14 Oct low	10631	10801	11005	37
	US 10y Futures	→	128-00 figure	127-10 11 Dec high	126-18 intraday high	126-14 50-day MA	126.09	126-00 figure	125-09 04 Dec low	125-01 09 Nov low	123-16 Sep '14 contin lo	126.22	126.36	126.43	49
	Bund Futures	→	160.00 figure	159.36 11-Dec High	159.28 21-Dec high	159.00 figure	159.01	156.78 16-Dec low	156.42 4-Dec low	155.67 16-Sep high	155.11 16-Sep low	157.92	157.29	156.61	60
	WTI Oil Futures	→	41.84 23 Nov low	40.69 24 Aug low	40.00 24 Aug low	39.13 15 Dec high	36.97	36.54 break level	35.15 projection	35.00 figure	33.55 Feb '09 contin lo	37.38	41.87	51.50	43

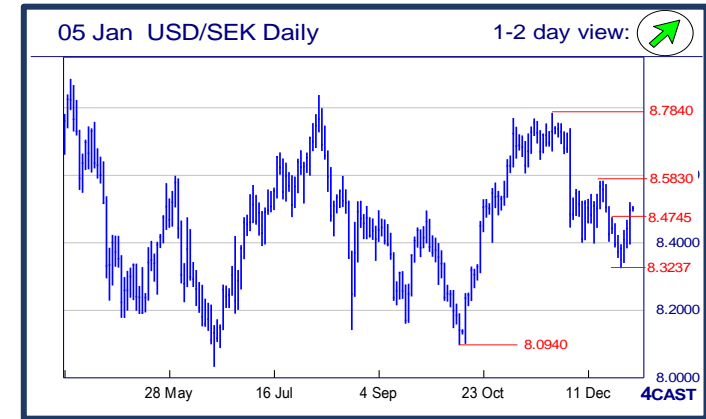
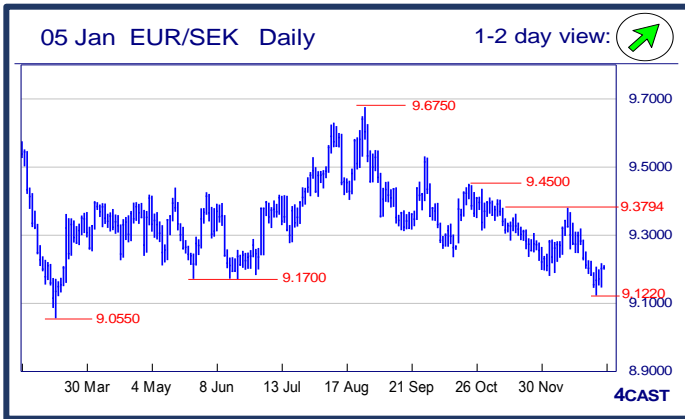


Strong uptrend
 Weak uptrend or higher in range
 Sideways or in range
 Weak downtrend or lower in range
 Strong downtrend



NOK, SEK opening updates

	1 day view	Resistance	Support	4cast
EUR/NOK		9.8023	9.5710	Break to fresh high see mkt stalling at 9.6820 though hold above the 9.6000 level keep overall focus on the upside and see scope for further extension to target 9.7475 next. Would take setback to break the 9.5710 support to weaken. [P.L]
		9.7475	9.4990	
		9.6820	9.4775	
		9.6480	9.4135	
EUR/SEK		9.3188	9.1454	Rebound boosted by the move above 9.2066 resistance last session and supported by the positive stance seen on daily tools and eyeing next hurdle at 9.2254 and break will open upside to 9.2513. [W.T]
		9.2860	9.1220	
		9.2513	9.1000	
		9.2254	9.0552	
USD/NOK		9.0645	8.8335	Still stretching to reach fresh high at 8.9440 and further strength will see scope to target the 8.9810 then the 9.0000 level. Support now at 8.8335 then the 8.8000 level. Would take break of the latter to swing focus lower. [P.L]
		9.0000	8.8010	
		9.9810	8.7105	
		8.9440	8.6610	
USD/SEK		8.6445	8.3827	Positive stance seen on daily tools keeping the bounce from 8.3237 low in play and with 8.5073 hurdle taken out last session, bulls are eyeing the stronger resistance at 8.5830. Only setback below 8.3827 support to reverse current upmove. [W.T]
		8.6043	8.3237	
		8.5830	8.2870	
		8.5194	8.2643	



Strong uptrend
 Weak uptrend or higher in range
 Sideways or in range
 Weak downtrend or lower in range
 Strong downtrend

Copyright and other intellectual property rights in the material in this document belong to 4CAST Limited and/or 4CAST Inc (4CAST). The material shall not, under any circumstances, be reproduced or distributed in whole or part without the prior written consent of 4CAST. The material in this document is based upon information which 4CAST considers to be reliable and the analysis and opinion in the material represents the view of 4CAST at the time of transmission (unless stated otherwise). Such analysis and opinion is subject to change without notice. The material is intended for use by parties knowledgeable and experienced in the financial sector and is only one source amongst others to be considered in carrying on their business or activity. ACCORDINGLY 4CAST MAKES NO REPRESENTATION OR WARRANTY EXPRESS OR IMPLIED STATUTORY OR OTHERWISE (INCLUDING BUT NOT LIMITED TO) THE ACCURACY OF THE MATERIAL IN THIS DOCUMENT OR THE FITNESS FOR PURPOSE AND ALL SUCH REPRESENTATIONS AND WARRANTIES ARE HEREBY EXPRESSLY EXCLUDED. 4CAST does not give or purport to give investment advice. Any action taken by users on the basis of material in this document is entirely at their own risk. Independent investment advice should be sought where appropriate. 4CAST website may link to or be linked to other Internet sites. 4CAST does not accept responsibility for the content of such other sites. 4CAST's terms and conditions of business apply to all fee-paying subscribers and trial users.