

Danske Technical Update

Published - 4 January 2016 05:50

Powered by  4CAST
4castweb.com

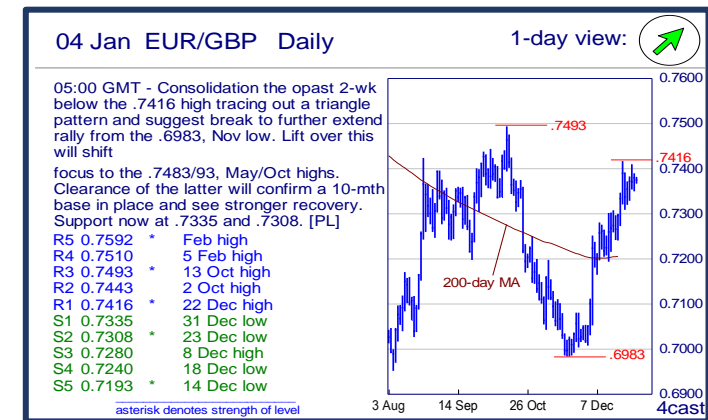
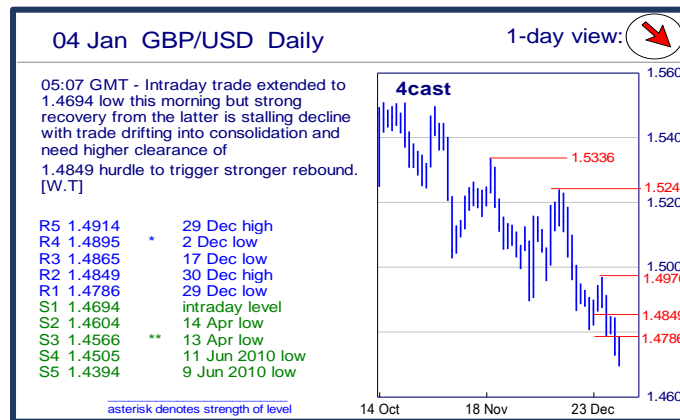
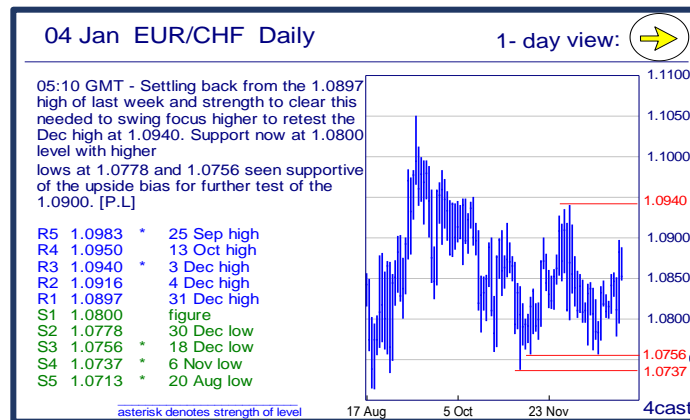
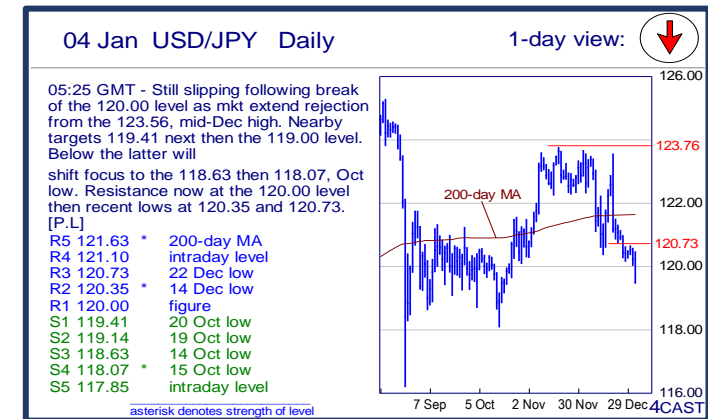
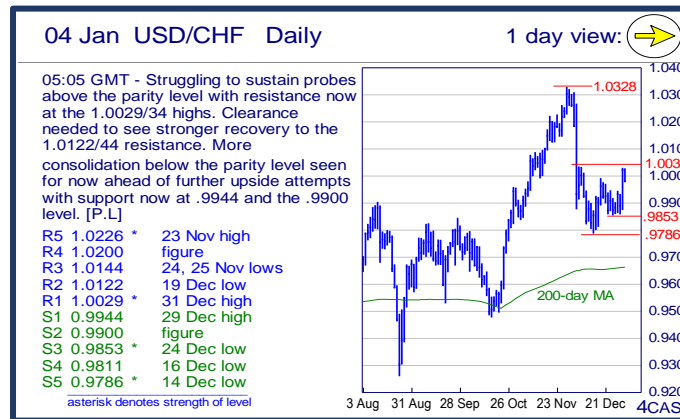
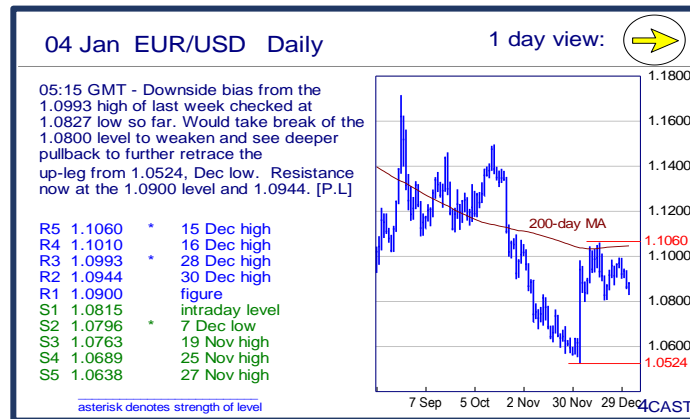


		Trends	Res 4	Res 3	Res 2	Res 1	Spot	Sup 1	Sup 2	Sup 3	Sup 4	MA20	MA50	MA200	RSI 9
Scandies	EUR/SEK	→	9.2860	9.2513	9.2254	9.2066	9.1698	9.1515	9.1220	9.1000	9.0552	9.2422	9.2830	9.3469	39
	EUR/NOK	↗	9.8023	9.7475	9.6740	9.6480	9.6019	9.5615	9.4990	9.4775	9.4135	9.5465	9.3853	9.0277	61
	USD/SEK	→	8.6043	8.5830	8.5073	8.4745	8.4262	8.3827	8.3237	8.2870	8.2643	8.4579	8.5694	8.4634	43
	USD/NOK	↗	8.9810	8.9400	8.9165	8.8770	8.8232	8.7820	8.7105	8.6610	8.6290	8.7347	8.6604	8.1736	63
	EUR/DKK	↗	7.47~	7.4685	7.4660	7.4645	7.4625	7.4580	7.4565	7.4545	7.4518	7.4623	7.4611	7.4620	52
	NOK/SEK	→	0.9815	0.9742	0.9667	0.9624	0.9544	0.9511	0.9500	0.9486	0.9460	0.9670	0.9882	1.0356	29
Majors	EUR/USD	→	1.1010	1.0993	1.0944	1.0900	1.0882	1.0815	1.0796	1.0763	1.0689	1.0925	1.0833	1.1044	48
	USD/JPY	↓	121.10	120.73	120.35	120.00	119.45	119.41	119.14	118.63	118.07	121.03	121.88	121.61	22
	EUR/GBP	↗	.7510	.7493	.7443	.7416	0.7385	.7335	.7308	.7280	.7240	0.7311	0.7178	0.7207	67
	GBP/USD	↘	1.4895	1.4865	1.4849	1.4786	1.4733	1.4694	1.4604	1.4566	1.4505	1.4933	1.5086	1.5319	28
	USD/CHF	→	1.0200	1.0144	1.0122	1.0029	0.9963	0.9944	0.9900	0.9853	0.9811	0.9904	1.0000	0.9658	53
	EUR/JPY	↓	132.47	131.92	131.36	131.04	130.01	129.92	129.67	129.36	128.80	132.21	132.01	134.29	26
	EUR/CHF	→	1.0950	1.0940	1.0916	1.0897	1.0847	1.0800	1.0778	1.0756	1.0737	1.0825	1.0834	1.0665	52
	AUD/USD	↓	.7346	.7328	.7300	.7267	0.7219	.7209	.7160	.7114	.7097	0.7232	0.7197	0.7407	45
	USD/CAD	→	1.4003	1.4000	1.3999	1.3950	1.3897	1.3800	1.3780	1.3639	1.3464	1.3811	1.3491	1.2922	64
	NZD/USD	↓	.6924	.6897	.6883	.6834	0.6752	.6750	.6682	.6620	.6605	0.6777	0.6669	0.6831	45
	EUR/CAD	↗	1.5430	1.5355	1.5320	1.5295	1.5124	1.5035	1.4940	1.4895	1.4800	1.5086	1.4615	1.4267	57
	GBP/JPY	↓	178.13	177.55	176.97	176.68	176.0400	175.70	174.88	174.67	174.00	180.7445	183.8816	186.3123	11
EM	USD/CNH	↗	6.6550	6.6460	6.6350	6.6175	6.6156	6.5742	6.5582	6.5346	6.5252	6.5444	6.4594	6.3253	77
	USD/ZAR	↗	16.200	16.025	16.000	15.800	15.4770	15.270	15.055	14.790	14.600	15.2341	14.5744	13.1279	67
	USD/BRL	→	4.1530	4.0450	4.0400	4.0180	3.9593	3.8370	3.8210	3.8000	3.7000	3.8959	3.8371	3.4867	60
	USD/MXN	→	17.745	17.465	17.435	17.416	17.330	17.316	17.148	16.918	16.826	17.188	16.850	16.184	63
	EUR/PLN	→	4.3740	4.3700	4.34~	4.3030	4.2900	4.225	4.2045	4.1785~	4.1530	4.2843	4.2707	4.1791	61
	EUR/CZK	→	27.290	27.12~	27.120	27.064	26.994	26.97~	26.960	26.914	25.710	27.016	27.026	27.158	42
	EUR/HUF	→	320.25	318.00	317.00	316.02	315.29	312.80	311.00	309.35	308.62	314.89	313.00	309.98	57
	EUR/TRY	→	3.3760	3.3465	3.3105	3.2250	3.1733	3.1175	3.0775	3.0320	3.0075	3.1963	3.1429	3.1039	48
	USD/PLN	→	4.02~	3.9950~	3.9815	3.9562	3.9426	3.9037	3.8683	3.8590	3.8448	3.9228	3.9435	3.7864	59
	USD/RUB	↗	76.00	75.85	75.00	74.29	73.00	71.45	69.58	68.55	67.19	71.01	67.61	60.79	72
Other Markets	S&P 500 Futures	↗	2102	2097	2074	2073	2020	2020	1983	1950	1900	2040	2056	2042	42
	DAX Futures	→	11433	11324	10995	10900	10772	10401	10119	10000	9885	10681	10799	11014	54
	US 10y Futures	↘	129-18+	128-00	127-10	126-15	126.19	125-14	125-12+	125-01	123-16	126.21	126.41	126.44	51
	Bund Futures	→	160.00	159.36	159.28	159.00	159.01	156.78	156.42	155.67	155.11	157.92	157.29	156.60	60
	WTI Oil Futures	→	41.84	40.69	40.00	39.13	37.81	36.54	35.15	35.00	33.55	37.65	42.08	51.60	49

Copyright and other intellectual property rights in the material in this document belong to 4CAST Limited and/or 4CAST Inc (4CAST). The material shall not, under any circumstances, be reproduced or distributed in whole or part without the prior written consent of 4CAST. The material in this document is based upon information which 4CAST considers to be reliable and the analysis and opinion in the material represents the view of 4CAST at the time of transmission (unless stated otherwise). Such analysis and opinion is subject to change without notice. The material is intended for use by parties knowledgeable and experienced in the financial sector and is only one source amongst others to be considered in carrying on their business or activity. ACCORDINGLY 4CAST MAKES NO REPRESENTATION OR WARRANTY EXPRESS OR IMPLIED STATUTORY OR OTHERWISE (INCLUDING BUT NOT LIMITED TO) THE ACCURACY OF THE MATERIAL IN THIS DOCUMENT OR THE FITNESS FOR PURPOSE AND ALL SUCH REPRESENTATIONS AND WARRANTIES ARE HEREBY EXPRESSLY EXCLUDED. 4CAST does not give or purport to give investment advice. Any action taken by users on the basis of material in this document is entirely at their own risk. Independent investment advice should be sought where appropriate. 4CAST website may link to or be linked to other Internet sites. 4CAST does not accept responsibility for the content of such other sites. 4CAST's terms and conditions of business apply to all fee-paying subscribers and trial users.

www.danskeresearch.com

		Trends	Res 4	Res 3	Res 2	Res 1	Spot	Sup 1	Sup 2	Sup 3	Sup 4	MA20	MA 50	MA 200	RSI 9
Scandies	EUR/SEK	→	9.2860 22 Dec high	9.2513 23 Dec high	9.2254 24 Dec high	9.2066 30 Dec high	9.1698	9.1515 31 Dec low	9.1220 30 Dec low	9.1000 figure	9.0552 12 Mar low	9.2422	9.2830	9.3469	39
	EUR/NOK	↗	9.8023 projection	9.7475 swing target	9.6740 projection	9.6480 30 Dec high	9.6019	9.5615 28 Dec high	9.4990 30 Dec low	9.4775 24 Dec low	9.4135 17 Dec low	9.5465	9.3853	9.0277	61
	USD/SEK	→	8.6043 12 Nov low	8.5830 18 Dec high	8.5073 22 Dec high	8.4745 23 Dec high	8.4262	8.3827 31 Dec low	8.3237 29 Dec low	8.2870 21 Oct low	8.2643 20 Oct low	8.4579	8.5694	8.4634	43
	USD/NOK	↗	8.9810 26 Feb 02 high	8.9400 28 Feb 02 high	8.9165 4 Mar 02 high	8.8770 31 Dec high	8.8232	8.7820 31 Dec low	8.7105 28 Dec high	8.6610 29 Dec low	8.6290 28 Dec low	8.7347	8.6604	8.1736	63
	EUR/DKK	↗	7.47~ early Apr lows	7.4685 May high	7.4660 Aug high	7.4645 fr 15-Dec highs	7.4625	7.4580 18-Dec low	7.4565 Nov low	7.4545 Oct low	7.4518 Jul low	7.4623	7.4611	7.4620	52
	NOK/SEK	→	0.9815 18 Dec high	0.9742 28 Dec high	0.9667 17 Dec low	0.9624 8 Dec low	0.9544	0.9511 31 Dec low	0.9500 figure	0.9486 Lwr support line f	0.9460 Objective of trian	0.9670	0.9882	1.0356	29
Majors	EUR/USD	→	1.1010 16 Dec high	1.0993 28 Dec high	1.0944 30 Dec high	1.0900 figure	1.0882	1.0815 intraday level	1.0796 7 Dec low	1.0763 19 Nov high	1.0689 25 Nov high	1.0925	1.0833	1.1044	48
	USD/JPY	↓	121.10 intraday level	120.73 22 Dec low	120.35 14 Dec low	120.00 figure	119.45	119.41 20 Oct low	119.14 19 Oct low	118.63 14 Oct low	118.07 15 Oct low	121.03	121.88	121.61	22
	EUR/GBP	↗	.7510 5 Feb high	.7493 13 Oct high	.7443 2 Oct high	.7416 22 Dec high	0.7385	.7335 31 Dec low	.7308 23 Dec low	.7280 8 Dec high	.7240 18 Dec low	0.7311	0.7178	0.7207	67
	GBP/USD	↘	1.4895 2 Dec low	1.4865 17 Dec low	1.4849 30 Dec high	1.4786 29 Dec low	1.4733	1.4694 intraday level	1.4604 14 Apr low	1.4566 13 Apr low	1.4505 11 Jun 2010 low	1.4933	1.5086	1.5319	28
	USD/CHF	→	1.0200 figure	1.0144 24, 25 Nov lows	1.0122 19 Dec low	1.0029 31 Dec high	0.9963	0.9944 29 Dec high	0.9900 figure	0.9853 24 Dec low	0.9811 16 Dec low	0.9904	1.0000	0.9658	53
	EUR/JPY	↓	132.47 28 Dec high	131.92 30 Dec high	131.36 29 Dec low	131.04 18 Dec low	130.01	129.92 3 Dec low	129.67 27 Nov low	129.36 28 Apr low	128.80 20 Apr high	132.21	132.01	134.29	26
	EUR/CHF	→	1.0950 13 Oct high	1.0940 3 Dec high	1.0916 4 Dec high	1.0897 31 Dec high	1.0847	1.0800 figure	1.0778 30 Dec low	1.0756 18 Dec low	1.0737 6 Nov low	1.0825	1.0834	1.0665	52
	AUD/USD	↓	.7346 7 Dec high	.7328 31 Dec high	.7300 figure	.7267 31 Dec low	0.7219	.7209 23 Dec low	.7160 14 Dec low	.7114 trendline from Sep	.7097 17 Dec low	0.7232	0.7197	0.7407	45
	USD/CAD	→	1.4003 May '04 high	1.4000 figure	1.3999 18 Dec high	1.3950 break level	1.3897	1.3800 figure	1.3780 14 Dec high	1.3639 10 Dec high	1.3464 50-day MA	1.3811	1.3491	1.2922	64
	NZD/USD	↓	.6924 25 Jun high	.6897 15 Oct high	.6883 29 Dec high	.6834 16 Dec high	0.6752	.6750 intraday level	.6682 18 Dec low	.6620 intraday level	.6605 20 Nov high	0.6777	0.6669	0.6831	45
	EUR/CAD	↗	1.5430 25-6-Aug highs	1.5355 26-Aug open	1.5320 22-Dec high	1.5295 29-Dec high	1.5124	1.5035 23-Dec low	1.4940 15-Dec low	1.4895 11-Dec low	1.4800 S/R level	1.5086	1.4615	1.4267	57
	GBP/JPY	↓	178.13 29 Dec low	177.55 intraday level	176.97 intraday level	176.68 intraday level	176.04	175.70 15 Apr low	174.88 14 Apr low	174.67 31 Oct low	174.00 30 Oct low	180.74	183.88	186.31	11
EM	USD/CNH	↗	6.6550 28 Dec 2010 high	6.6460 10 Dec 2010 low	6.6350 2 Dec 2010 low	6.6175 30 Dec 2010 high	6.6156	6.5742 18 Dec high	6.5582 29 Dec low	6.5346 28 Dec low	6.5252 22 Dec low	6.5444	6.4594	6.3253	77
	USD/ZAR	↗	16.200 figure	16.025 11-Dec YTD high	16.000 figure	15.800 Intra reversal	15.477	15.270 30-Dec low	15.055 28-Dec low	14.790 16-Dec low	14.600 spike accel	15.234	14.574	13.128	67
	USD/BRL	→	4.1530 29 Sep high	4.0450 02 Oct high	4.0400 21 Dec high	4.0180 30 Dec high	3.9593	3.8370 50-day MA	3.8210 100-day MA	3.8000 break level	3.7000 range bottom	3.8959	3.8371	3.4867	60
	USD/MXN	→	17.745 projection	17.465 14 Dec high	17.435 break level	17.416 intraday high	17.330	17.316 24 Dec high	17.148 23 Dec low	16.918 09 Nov high	16.826 50-day MA	17.188	16.850	16.184	63
	EUR/PLN	→	4.3740 29-Dec 14 high	4.3700 14, 15-Dec highs	4.34~ 15-Dec sell accel	4.3030 18-Dec high	4.2900	4.225 25, 29-Dec lows	4.2045 11-Nov low	4.1785~ 21, 22-Sep lows	4.1530 18-Aug low	4.2843	4.2707	4.1791	61
	EUR/CZK	→	27.290 25-Sep high	27.12~ downtrend fr April	27.120 Nov high	27.064 16-Dec high	26.994	26.97~ fr Sep lows	26.960 11-Dec YTD low	26.914 8-Nov-13 low	25.710 7-Nov-13 low	27.016	27.026	27.158	42
	EUR/HUF	→	320.25 Jan highs blw spik	318.00 Jul high, 11-Dec hi	317.00 18-Dec high	316.02 Thurs am high	315.29	312.80 18-Dec low	311.00 7-Dec low	309.35 3-Dec low	308.62 20-Nov ow	314.89	313.00	309.98	57
	EUR/TRY	→	3.3760 14-Oct high	3.3465 15-Oct high	3.3105 21-Oct high	3.2250 15-Dec low	3.1733	3.1175 27-Nov high	3.0775 2-Dec high	3.0320 23-Nov high	3.0075 23-Nov low	3.1963	3.1429	3.1039	48
	USD/PLN	→	4.02~ start Dec lows	3.9950~ 7-9-Dec highs	3.9815 17 Dec high	3.9562 31 Dec high	3.9426	3.9037 30 Dec high	3.8683 30 Dec low	3.8590 28 Dec low	3.8448 100-day MA	3.9228	3.9435	3.7864	59
	USD/RUB	↗	76.00 figure	75.85 projection	75.00 break level	74.29 31 Dec high	73.00	71.45 30 Dec low	69.58 28 Dec low	68.55 24 Dec low	67.19 50-day MA	71.01	67.61	60.79	72
Other Markets	S&P 500 Futures	↗	2102 03 Nov high	2097 02 Dec high	2074 29 Dec high	2073 17 Dec high	2020	2020 break level	1983 14 Dec low	1950 break level	1900 figure	2040	2056	2042	42
	DAX Futures	→	11433 30 Nov high	11324 3-Dec high	10995 7-Dec high	10900 08 Dec high	10772	10401 22 Dec low	10119 14 Dec low	10000 figure	9885 14 Oct low	10681	10799	11014	54
	US 10y Futures	↘	129-18+ 02 Oct high	128-00 figure	127-10 11 Dec high	126-15 50-day MA	126.19	125-14 30 Dec low	125-12+ 16 Dec low	125-01 09 Nov low	123-16 Sep '14 contin lo	126.21	126.41	126.44	51
	Bund Futures	→	160.00 figure	159.36 11-Dec high	159.28 21-Dec high	159.00 figure	159.01	156.78 16-Dec low	156.42 4-Dec low	155.67 16-Sep high	155.11 16-Sep low	157.92	157.29	156.60	60
	WTI Oil Futures	→	41.84 23 Nov low	40.69 24 Aug low	40.00 24 Aug low	39.13 15 Dec high	37.81	36.54 break level	35.15 projection	35.00 figure	33.55 Feb '09 contin lo	37.65	42.08	51.60	49



Strong uptrend



Weak uptrend or higher in range



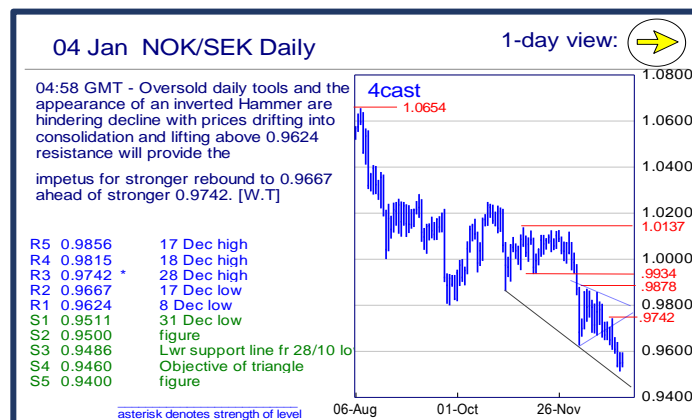
Sideways or in range



Weak downtrend or lower in range

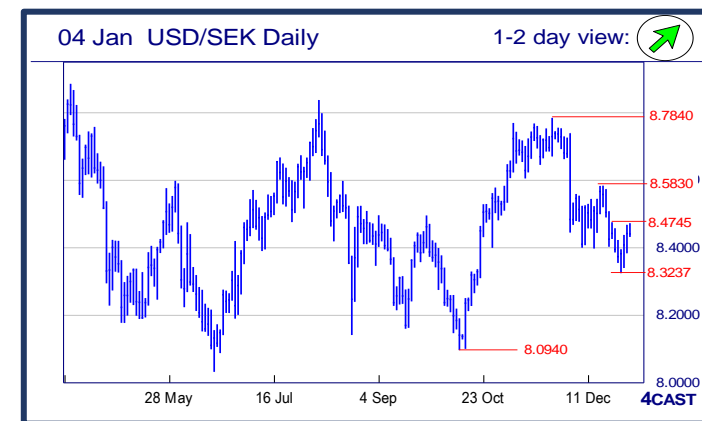
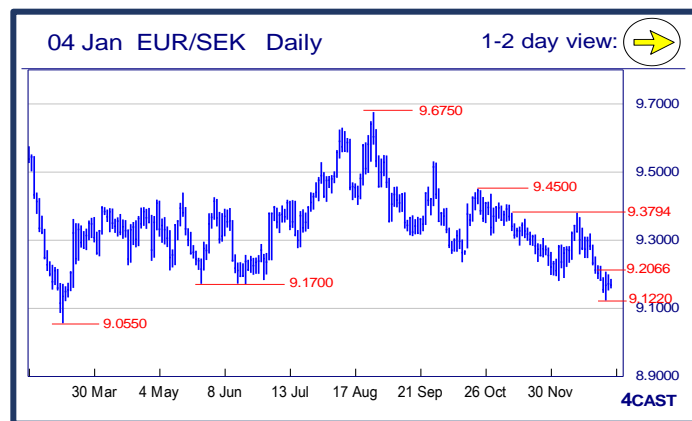


Strong downtrend



NOK, SEK opening updates 🇳🇴 🇸🇪

	1 day view	Resistance	Support	4cast
EUR/NOK	➡	9.8023 9.7475 9.6740 9.6480	9.5615 9.4990 9.4775 9.4135	Stays in consolidation below the 9.6480 high though the break of the 3-wk flag pattern last week keep bulls in focus and see scope for further extension to target 9.6740 and 9.7475. Support now at 9.5615 and 9.4990. [P.L]
EUR/SEK	➡	9.2860 9.2513 9.2254 9.2066	9.1515 9.1220 9.1000 9.0552	Starting the new Year 2016 on a consolidative tone and bears will have to clear last week's low of 9.1220 to resume broader downmove from 9.3794 high. On the upside, lift above 9.2066 hurdle will expose room for stronger rebound. [W.T]
USD/NOK	➡	8.9810 8.9400 8.9165 8.8770	8.7820 8.7105 8.6610 8.6290	Settling back from the 8.8770 high but scope seen for further strength to extend the up-leg from 8.6290 low. Higher will see scope to target the 8.9400 level and 8.9810. Support now at 8.7820 and 8.7105. [P.L]
USD/SEK	➡	8.6043 8.5830 8.5073 8.4745	8.3827 8.3237 8.2870 8.2643	Bounce from last week's low of 8.3237 still in play and supported by the positive stance seen on daily tools and break of 8.4745 resistance will expose stronger rebound towards next hurdle at 8.5073 with stronger level behind at 8.5830. [W.T]



➡ Strong uptrend ➡ Weak uptrend or higher in range ➡ Sideways or in range ➡ Weak downtrend or lower in range ➡ Strong downtrend