

Danske Technical Update

Powered by  4CAST
4castweb.com

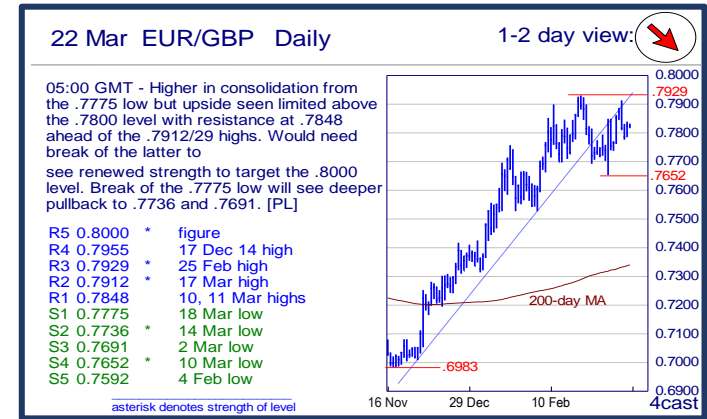
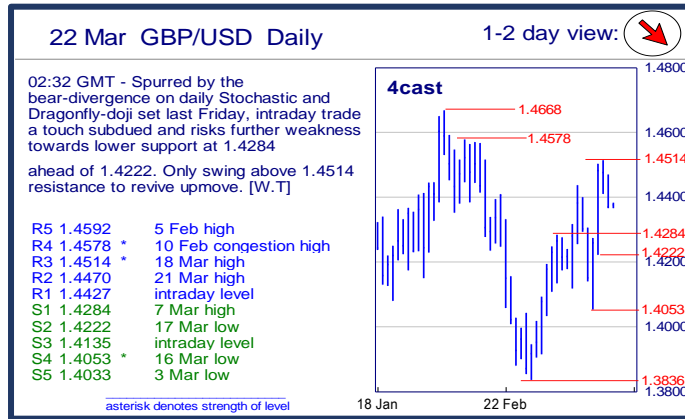
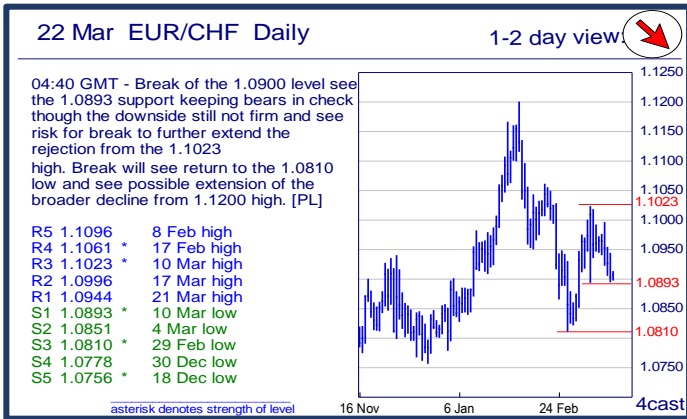
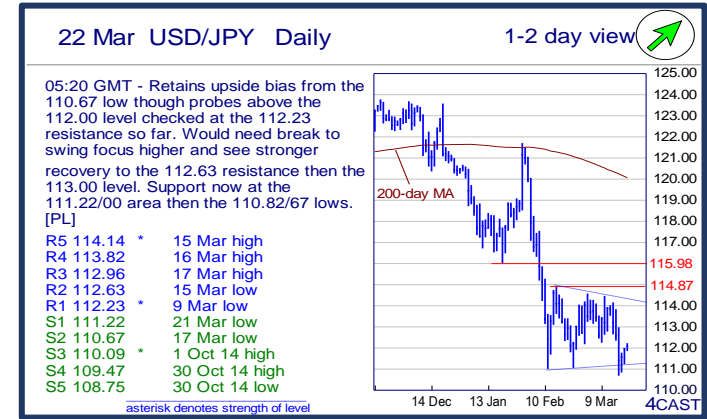
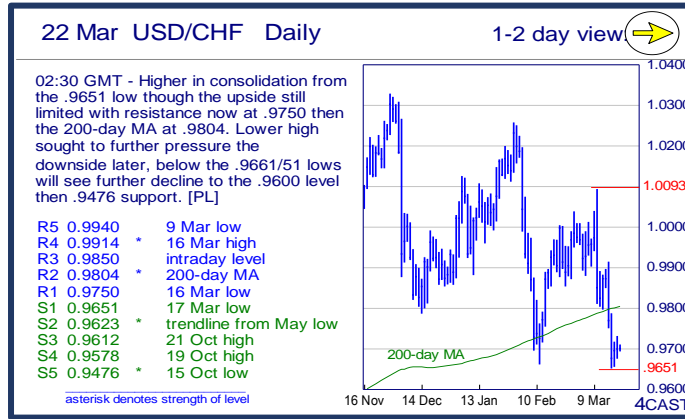
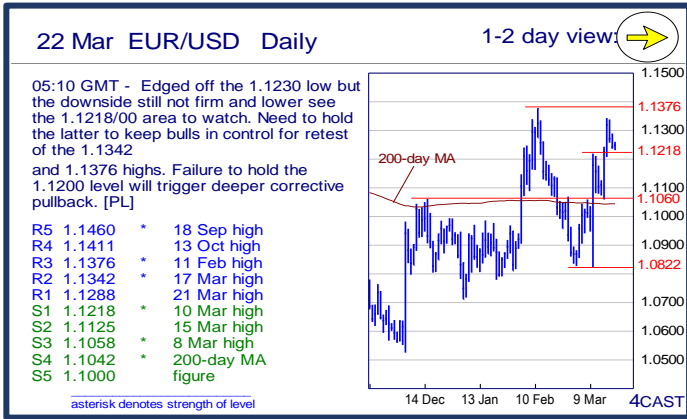
Danske Bank

Published - 22 March 2016 05:46

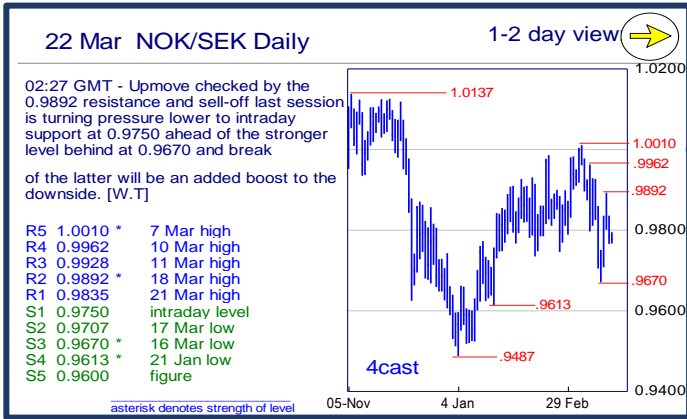
	Trends	Res 4	Res 3	Res 2	Res 1	Spot	Sup 1	Sup 2	Sup 3	Sup 4	MA20	MA50	MA200	RSI 9	
Scandies	EUR/SEK	→	9.3515	9.3143	9.3066	9.2980	9.2570	9.2060	9.1454	9.1220	9.1000	9.3079	9.3459	9.3514	42
	EUR/NOK	→	9.6200	9.5710	9.5280	9.4815	9.4609	9.4180	9.3705	9.3170	9.2765	9.4407	9.5087	9.3035	51
	USD/SEK	↘	8.3670	8.3395	8.3030	8.2532	8.2264	8.2060	8.1660	8.1347	8.0940	8.4096	8.4633	8.4690	29
	USD/NOK	→	8.5000	8.4740	8.4465	8.4280	8.4069	8.3605	8.3025	8.2640	8.2000	8.5267	8.6085	8.4248	42
	EUR/DKK	→	7.4662	7.4647	7.4635~	7.4575	7.4535	7.4520	7.4518	7.4515	7.4472	7.4588	7.4616	7.4614	30
	NOK/SEK	→	0.9962	0.9928	0.9892	0.9835	0.9765	0.9750	0.9707	0.9670	0.9613	0.9846	0.9814	1.0045	43
Majors	EUR/USD	→	1.1411	1.1376	1.1342	1.1288	1.1245	1.1218	1.1125	1.1058	1.1042	1.1068	1.1041	1.1041	64
	USD/JPY	↗	113.82	112.96	112.63	112.23	112.05	111.22	110.67	110.09	109.47	112.97	115.03	120.04	40
	EUR/GBP	↘	.7955	.7929	.7912	.7848	0.7821	.7775	.7736	.7691	.7652	0.7797	0.7728	0.7337	55
	GBP/USD	↘	1.4578	1.4514	1.4470	1.4427	1.4374	1.4284	1.4222	1.4135	1.4053	1.4193	1.4286	1.5059	56
	USD/CHF	→	0.9914	0.9850	0.9804	0.9750	0.9696	0.9651	0.9623	0.9612	0.9578	0.9867	0.9941	0.9801	28
	EUR/JPY	↗	129.05	128.17	127.29	126.62	125.99	125.10	124.89	123.65	123.06	125.04	126.99	132.52	53
	EUR/CHF	↘	1.1061	1.1023	1.0996	1.0944	1.0906	1.0893	1.0851	1.0810	1.0778	1.0922	1.0978	1.0821	39
	AUD/USD	→	.7739	.7680	.7657	.7627	0.7600	.7528	.7485	.7445	.7415	0.7415	0.7202	0.7239	66
	USD/CAD	↘	1.3769	1.3671	1.3330	1.3129	1.3067	1.2919	1.2900	1.2835	1.2500	1.3307	1.3743	1.3340	37
	NZD/USD	→	.6897	.6883	.6821	.6792	0.6755	.6721	.6650	.6616	.6576	0.6708	0.6620	0.6612	54
	EUR/CAD	↘	1.5265	1.5145	1.5015	1.4875	1.4698	1.4525	1.4380	1.4225	1.4035	1.4730	1.5174	1.4725	45
GBP/JPY	→	164.10	163.41	162.95	161.79	161.1000	160.15	159.02	158.74	158.56	160.3375	164.3462	180.9259	49	
EM	USD/CNH	↗	6.5255	6.5177	6.5068	6.4988	6.4899	6.4763	6.4606	6.4443	6.4151	6.5080	6.5465	6.4241	46
	USD/ZAR	↘	16.440	16.310	16.240	15.750	15.2173	15.025	14.790	14.490	14.240	15.4852	15.8416	14.1978	43
	USD/BRL	↘	3.9190	3.8870	3.8380	3.7250	3.6174	3.6100	3.6090	3.5710	3.5000	3.7681	3.9107	3.7303	34
	USD/MXN	↘	18.394	18.188	17.952	17.570	17.393	17.365	17.222	17.155	17.000	17.789	18.176	16.979	33
	EUR/PLN	↘	4.3770	4.3700	4.3125	4.2840	4.2543	4.2535	4.2240	4.2045	4.1785~	4.3117	4.3779	4.2644	27
	EUR/CZK	→	27.19~	27.140	27.131	27.08~	27.015	27.00-3	26.960	26.949	26.914	27.029	27.022	27.053	46
	EUR/HUF	↗	316.35	314.65	312.95~	311.50~	310.38	308.45	307.30	306.72	306.48	309.95	310.87	311.89	53
	EUR/TRY	→	3.3420	3.3145	3.2830	3.2705	3.2175	3.1640	3.1380	3.1175	3.0775	3.2109	3.2497	3.1928	50
	USD/PLN	↘	3.9702	3.9622	3.8925	3.8616	3.7863	3.7667	3.7500	3.7380	3.6787	3.8975	3.9670	3.8646	22
USD/RUB	↘	76.40	75.41	74.50~	71.95	68.10	67.25	66.91	66.05	64.35	71.68	75.42	67.21	31	
Other Markets	S&P 500 Futures	→	2068	2050	2047	2044	2042	2011	1998	1939	1877	1984	1927	2005	79
	DAX Futures	→	11000	10693	10165	10120	9979	9747	9395	9000	8690	9707	9564	10413	62
	US 10y Futures	↗	131-14	130-27	129-26	129-17	129.00	128-16	128-01+	128-00	127-12	129.84	129.68	127.17	48
	Bund Futures	→	165.00	164.00	163.40	163.00	162.42	161.80	160.81	160.40	160.02	162.77	162.69	158.02	37
	WTI Oil Futures	↗	44.37	43.00	42.90	42.49	39.91	39.64	37.52	35.45	29.85	36.19	33.89	45.43	66

Copyright and other intellectual property rights in the material in this document belong to 4CAST Limited and/or 4CAST Inc (4CAST). The material shall not, under any circumstances, be reproduced or distributed in whole or part without the prior written consent of 4CAST. The material in this document is based upon information which 4CAST considers to be reliable and the analysis and opinion in the material represents the view of 4CAST at the time of transmission (unless stated otherwise). Such analysis and opinion is subject to change without notice. The material is intended for use by parties knowledgeable and experienced in the financial sector and is only one source amongst others to be considered in carrying on their business or activity. ACCORDINGLY 4CAST MAKES NO REPRESENTATION OR WARRANTY EXPRESS OR IMPLIED STATUTORY OR OTHERWISE (INCLUDING BUT NOT LIMITED TO) THE ACCURACY OF THE MATERIAL IN THIS DOCUMENT OR THE FITNESS FOR PURPOSE AND ALL SUCH REPRESENTATIONS AND WARRANTIES ARE HEREBY EXPRESSLY EXCLUDED. 4CAST does not give or purport to give investment advice. Any action taken by users on the basis of material in this document is entirely at their own risk. Independent investment advice should be sought where appropriate. 4CAST website may link to or be linked to other Internet sites. 4CAST does not accept responsibility for the content of such other sites. 4CAST's terms and conditions of business apply to all fee-paying subscribers and trial users.

	Trends	Res 4	Res 3	Res 2	Res 1	Spot	Sup 1	Sup 2	Sup 3	Sup 4	MA20	MA 50	MA 200	RSI 9	
Scandies	EUR/SEK	→	9.3515 200-day MA	9.3143 14 Mar high	9.3066 17 Mar high	9.2980 Down T-line	9.2570	9.2060 16/17 Mar low	9.1454 4 Jan low	9.1220 30 Dec low	9.1000 figure	9.3079	9.3459	9.3514	42
	EUR/NOK	→	9.6200 24 Feb high	9.5710 10 Mar high	9.5280 16 Mar high	9.4815 16 Mar low	9.4609	9.4180 21 Mar low	9.3705 18 Mar low	9.3170 7 Mar low	9.2765 10 Mar low	9.4407	9.5087	9.3035	51
	USD/SEK	↘	8.3670 14 Mar high	8.3395 11 Feb low	8.3030 15 Mar low	8.2532 21 Mar high	8.2264	8.2060 21 Mar low	8.1660 18 Mar low	8.1347 17 Mar low	8.0940 14 Oct low	8.4096	8.4633	8.4690	29
	USD/NOK	→	8.5000 figure	8.4740 4 Mar low	8.4465 4 Feb low	8.4280 21 Mar high	8.4069	8.3605 21 Mar low	8.3025 18 Mar low	8.2640 23 Oct low	8.2000 figure	8.5267	8.6085	8.4248	42
	EUR/DKK	→	7.4662 16-Feb YTD high	7.4647 24-Feb high	7.4635~ 7-9-Mar highs	7.4575 17-Mar high	7.4535	7.4520 17-Mar YTD low	7.4518 Jul-15 low	7.4515 May-15 low	7.4472 mid-Mar-15 low	7.4588	7.4616	7.4614	30
	NOK/SEK	→	0.9962 10 Mar high	0.9928 11 Mar high	0.9892 18 Mar high	0.9835 21 Mar high	0.9765	0.9750 intraday level	0.9707 17 Mar low	0.9670 16 Mar low	0.9613 21 Jan low	0.9846	0.9814	1.0045	43
Majors	EUR/USD	→	1.1411 13 Oct high	1.1376 11 Feb high	1.1342 17 Mar high	1.1288 21 Mar high	1.1245	1.1218 10 Mar high	1.1125 15 Mar high	1.1058 8 Mar high	1.1042 200-day MA	1.1068	1.1041	1.1041	64
	USD/JPY	↗	113.82 16 Mar high	112.96 17 Mar high	112.63 15 Mar low	112.23 9 Mar low	112.05	111.22 21 Mar low	110.67 17 Mar low	110.09 1 Oct 14 high	109.47 30 Oct 14 high	112.97	115.03	120.04	40
	EUR/GBP	↘	.7955 17 Dec 14 high	.7929 25 Feb high	.7912 17 Mar high	.7848 10, 11 Mar highs	0.7821	.7775 18 Mar low	.7736 14 Mar low	.7691 2 Mar low	.7652 10 Mar low	0.7797	0.7728	0.7337	55
	GBP/USD	↘	1.4578 10 Feb congestion	1.4514 18 Mar high	1.4470 21 Mar high	1.4427 intraday level	1.4374	1.4284 7 Mar high	1.4222 17 Mar low	1.4135 intraday level	1.4053 16 Mar low	1.4193	1.4286	1.5059	56
	USD/CHF	→	0.9914 16 Mar high	0.9850 intraday level	0.9804 200-day MA	0.9750 16 Mar low	0.9696	0.9651 17 Mar low	0.9623 trendline from Ma	0.9612 21 Oct high	0.9578 19 Oct high	0.9867	0.9941	0.9801	28
	EUR/JPY	↗	129.05 50%Jan/Feb dow	128.17 16 Feb high	127.29 11 Mar high	126.62 17 Mar high	125.99	125.10 15 Mar low	124.89 9 Mar high	123.65 10 Mar low	123.06 9 Mar low	125.04	126.99	132.52	53
	EUR/CHF	↘	1.1061 17 Feb high	1.1023 10 Mar high	1.0996 17 Mar high	1.0944 21 Mar high	1.0906	1.0893 10 Mar low	1.0851 4 Mar low	1.0810 29 Feb low	1.0778 30 Dec low	1.0922	1.0978	1.0821	39
	AUD/USD	→	.7739 1 Jul high	.7680 18 Mar high	.7657 17 Mar high	.7627 21 Mar high	0.7600	.7528 9 Mar high, conge	.7485 7 Mar high	.7445 15 Mar low	.7415 16 Mar low	0.7415	0.7202	0.7239	66
	USD/CAD	↘	1.3769 50-day MA	1.3671 100-day MA	1.3330 200-day MA	1.3129 50-week MA	1.3067	1.2919 18 Mar low	1.2900 figure	1.2835 Mar '15 high	1.2500 break level	1.3307	1.3743	1.3340	37
	NZD/USD	→	.6897 15 Oct high	.6883 29 Dec high	.6821 4 Mar high	.6792 intraday level	0.6755	.6721 17 Mar low	.6650 intraday level	.6616 200-day MA	.6576 16 Mar low	0.6708	0.6620	0.6612	54
	EUR/CAD	↘	1.5265 24-Feb high	1.5145 25-Feb high	1.5015 10-Mar high	1.4875 15-Mar high	1.4698	1.4525 1-Mar low	1.4380 10-Mar low	1.4225 1-Dec high	1.4035 3-Dec low	1.4730	1.5174	1.4725	45
GBP/JPY	→	164.10 11/14 Mar highs	163.41 intraday level	162.95 15 Mar high	161.79 18 Mar high	161.10	160.15 21 Mar low	159.02 17 Mar low	158.74 2 Mar low	158.56 26 Feb high	160.34	164.35	180.93	49	
EM	USD/CNH	↗	6.5255 16 Mar high	6.5177 100-day MA line	6.5068 Down trendline fr	6.4988 17 Mar high	6.4899	6.4763 intraday level	6.4606 21 Mar low	6.4443 18 Mar low	6.4151 25 Nov low	6.5080	6.5465	6.4241	46
	USD/ZAR	↘	16.440 3-Feb high	16.310 26-Feb high	16.240 16-Mar high	15.750 17-Mar high	15.217	15.025 10-Mar low	14.790 16-Dec low	14.490 30-Nov high	14.240 3-Dec low	15.485	15.842	14.198	43
	USD/BRL	↘	3.9190 50-day MA	3.8870 100-day MA	3.8380 29 Dec low	3.7250 200-day MA	3.6174	3.6100 intraday low	3.6090 50-week MA	3.5710 11 Mar low	3.5000 H&S target	3.7681	3.9107	3.7303	34
	USD/MXN	↘	18.394 18 Feb high	18.188 50-day MA	17.952 17 Feb low	17.570 100-day MA	17.393	17.365 intraday low	17.222 18 Mar low	17.155 projection	17.000 figure	17.789	18.176	16.979	33
	EUR/PLN	↘	4.3770 29-Feb high	4.3700 20 15 high, st-Feb	4.3125 16-Mar high	4.2840 10-Mar low	4.2543	4.2535 1-Jan YTD low	4.2240 30-Dec-15 low	4.2045 11-Nov-15 low	4.1785~ 21, 22-Sep-15 low	4.3117	4.3779	4.2644	27
	EUR/CZK	→	27.19~ 1-Oct high	27.140 Oct high	27.131 11-Feb YTD high	27.08~ fr 26-Feb highs	27.015	27.00-3 Nov-Feb high vol	26.960 Feb low	26.949 Dec-15/ last year l	26.914 8-Nov-13 low	27.029	27.022	27.053	46
	EUR/HUF	↗	316.35 20-Jan high	314.65 28-Jan high	312.95~ 9 & 11-Feb highs	311.50~ fr mid-Feb highs	310.38	308.45 10-Mar low	307.30 4-Mar low	306.72 start Aug-15 lows	306.48 22-Feb YTD low	309.95	310.87	311.89	53
	EUR/TRY	→	3.3420 11-Feb high	3.3145 19-Feb high	3.2830 22-Feb high	3.2705 29-Feb high	3.2175	3.1640 3-Mar low	3.1380 18-Dec low	3.1175 10-Mar low	3.0775 2-Dec high	3.2109	3.2497	3.1928	50
	USD/PLN	↘	3.9702 50-day MA	3.9622 100-day MA	3.8925 16 Mar high	3.8616 200-day MA	3.7863	3.7667 17 Mar low	3.7500 projection	3.7380 break level	3.6787 Oct '15 low	3.8975	3.9670	3.8646	22
USD/RUB	↘	76.40 end-Feb highs	75.41 50-day MA	74.50~ Jan-Feb lows	71.95 100-day MA	68.10	67.25 18 Mar low	66.91 200-day MA	66.05 Dec '15 low	64.35 50-week MA	71.68	75.42	67.21	31	
Other Markets	S&P 500 Futures	→	2068 30 Dec high	2050 break level	2047 projection	2044 intraday high	2042	2011 50-week MA	1998 200-day MA	1939 13 Jan high	1877 24 Feb low	1984	1927	2005	79
	DAX Futures	→	11000 figure	10693 gap break	10165 13 Jan high	10120 break level	9979	9747 17 Mar low	9395 10 Mar low	9000 gap break	8690 11 Feb low	9707	9564	10413	62
	US 10y Futures	↗	131-14 24 Feb high	130-27 01 Mar high	129-26 17 Feb low	129-17 17 Mar high	129.00	128-16 break level	128-01+ 16 Mar low	128-00 figure	127-12 100-day MA	129.84	129.68	127.17	48
	Bund Futures	→	165.00 ABC move	164.00 29-Feb high	163.40 10-Mar high	163.00 figure	162.42	161.80 16-Mar high, gap	160.81 10-Mar low	160.40 1-Feb low	160.02 29-Jan low, gap	162.77	162.69	158.02	37
	WTI Oil Futures	↗	44.37 Nov '15 low	43.00 figure	42.90 figure	42.49 18 Mar high	39.91	39.64 100-day MA	37.52 28 Jan high	35.45 50-day MA	29.85 20 Jan low	36.19	33.89	45.43	66

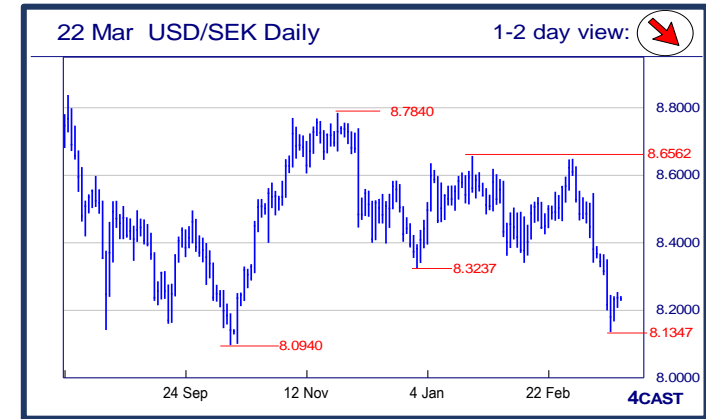
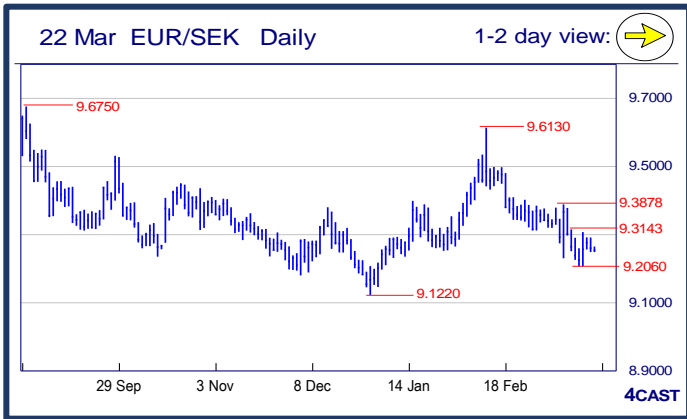


Strong uptrend Weak uptrend or higher in range Sideways or in range Weak downtrend or lower in range Strong downtrend



NOK, SEK opening updates

	1 day view	Resistance	Support	4cast
EUR/NOK		9.6200 9.5710 9.5280 9.4815	9.4180 9.3705 9.3170 9.2765	Higher in range following bounce from the 9.3705 low though the upside still limited. Higher see resistance at 9.4815 and lift over this needed to expose 9.5280 and 9.5710 highs to retest. Support now at 9.4180 then 9.3705 low. [P.L]
EUR/SEK		9.3515 9.3143 9.3066 9.2980	9.2060 9.1454 9.1220 9.1000	With the daily down trendline from 11-Feb's high protecting upside at 9.2980, prices are drifting lower in consolidation and risks deeper setback towards last week's low of 9.2060. Strategy still favour shorts. [W.T]
USD/NOK		8.5000 8.4740 8.4465 8.4280	8.3605 8.3025 8.2640 8.2000	Lift over the 8.4000 level see room for stronger recovery to the 8.4465 and 8.4740, prev lows. Beyond this will see scope to the 8.5000. Lower high sought to further pressure the downside later with support now at 8.3605 then 8.3025 low. [P.L]
USD/SEK		8.3670 8.3395 8.3030 8.2532	8.2060 8.1660 8.1347 8.0940	Corrective bounce staged last few sessions helping to ease the oversold posture seen on daily tools , keeping the broader downmove from 8.6476 high firmly in play and slip of 8.2060 support will turn pressure lower twds 8.1347 support. [W.T]



Strong uptrend
 Weak uptrend or higher in range
 Sideways or in range
 Weak downtrend or lower in range
 Strong downtrend

Copyright and other intellectual property rights in the material in this document belong to 4CAST Limited and/or 4CAST Inc (4CAST). The material shall not, under any circumstances, be reproduced or distributed in whole or part without the prior written consent of 4CAST. The material in this document is based upon information which 4CAST considers to be reliable and the analysis and opinion in the material represents the view of 4CAST at the time of transmission (unless stated otherwise). Such analysis and opinion is subject to change without notice. The material is intended for use by parties knowledgeable and experienced in the financial sector and is only one source amongst others to be considered in carrying on their business or activity. ACCORDINGLY 4CAST MAKES NO REPRESENTATION OR WARRANTY EXPRESS OR IMPLIED STATUTORY OR OTHERWISE (INCLUDING BUT NOT LIMITED TO) THE ACCURACY OF THE MATERIAL IN THIS DOCUMENT OR THE FITNESS FOR PURPOSE AND ALL SUCH REPRESENTATIONS AND WARRANTIES ARE HEREBY EXPRESSLY EXCLUDED. 4CAST does not give or purport to give investment advice. Any action taken by users on the basis of material in this document is entirely at their own risk. Independent investment advice should be sought where appropriate. 4CAST website may link to or be linked to other Internet sites. 4CAST does not accept responsibility for the content of such other sites. 4CAST's terms and conditions of business apply to all fee-paying subscribers and trial users.