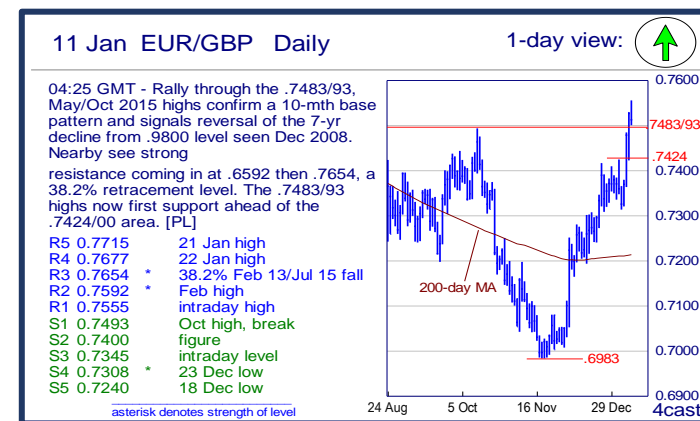
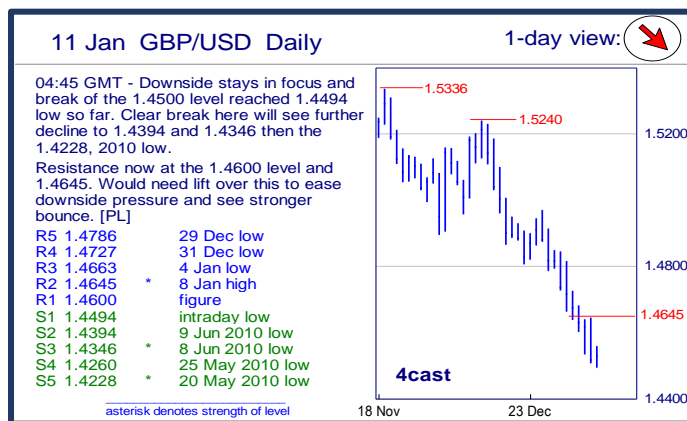
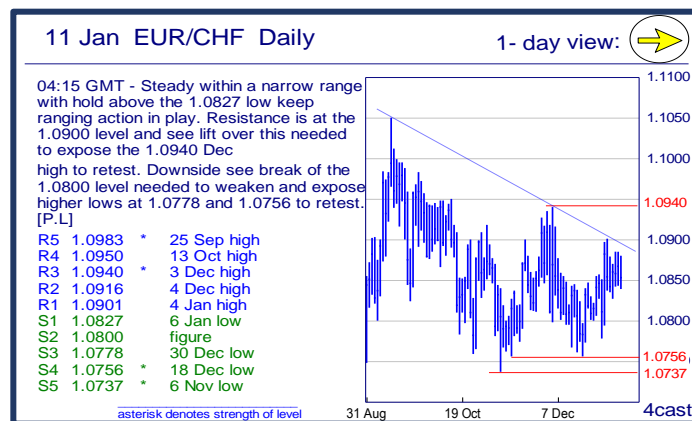
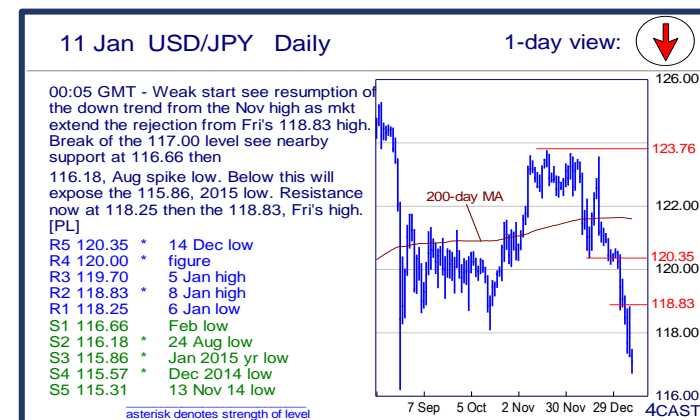
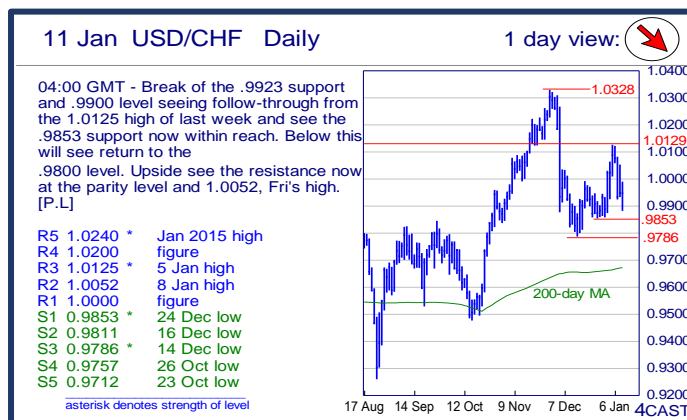


		Trends	Res 4	Res 3	Res 2	Res 1	Spot	Sup 1	Sup 2	Sup 3	Sup 4	MA20	MA50	MA200	RSI 9
Scandies	EUR/SEK	↗	9.3795	9.3355	9.3185	9.3000	9.2859	9.2500	9.2305	9.2065	9.1455	9.2342	9.2725	9.3450	63
	EUR/NOK	↗	9.8000	9.7865	9.7475	9.7275	9.6920	9.6350	9.6000	9.5575	9.4990	9.5821	9.4163	9.0525	66
	USD/SEK	↘	8.6615	8.6345	8.6000	8.5775	8.5065	8.4575	8.4000	8.3825	8.3235	8.4729	8.5708	8.4617	53
	USD/NOK	→	9.1110	9.0645	9.0000	8.9625	8.8779	8.8335	8.8010	8.7105	8.6610	8.7908	8.7000	8.1964	61
	EUR/DKK	↘	7.4685	7.4665	7.4645	7.4638	7.4590	7.4585	7.4568	7.4545	7.4518	7.4620	7.4612	7.4617	32
	NOK/SEK	→	0.9815	0.9742	0.9661	0.9605	0.9575	0.9487	0.9460	0.9400	0.9313	0.9625	0.9839	1.0327	44
Majors	EUR/USD	↑	1.1087	1.1060	1.1045	1.0993	1.0917	1.0853	1.0800	1.0771	1.0711	1.0895	1.0818	1.1044	55
	USD/JPY	↓	120.00	119.70	118.83	118.25	117.31	116.66	116.18	115.86	115.57	120.14	121.60	121.57	11
	EUR/GBP	↑	.7677	.7654	.7592	.7555	0.7511	.7493	.7400	.7345	.7308	0.7361	0.7206	0.7210	74
	GBP/USD	↘	1.4727	1.4663	1.4645	1.4600	1.4529	1.4494	1.4394	1.4346	1.4260	1.4795	1.5010	1.5312	18
	USD/CHF	↘	1.0200	1.0125	1.0052	1.0000	0.9937	0.9853	0.9811	0.9786	0.9757	0.9940	1.0012	0.9668	46
	EUR/JPY	→	131.04	130.00	129.67	129.09	128.07	127.65	126.79	126.10	125.18	130.88	131.53	134.25	27
	EUR/CHF	→	1.0950	1.0940	1.0916	1.0901	1.0855	1.0827	1.0800	1.0778	1.0756	1.0835	1.0832	1.0676	53
	AUD/USD	↓	.7132	.7097	.7077	.7017	0.6968	.6896	.6852	.6800	.6770	0.7181	0.7186	0.7393	25
	USD/CAD	↗	1.4430	1.4320	1.4200	1.4190	1.4165	1.4003	1.3812	1.3780	1.3639	1.3926	1.3587	1.2960	81
	NZD/USD	↓	.6776	.6720	.6677	.6591	0.6531	.6494	.6430	.6400	.6384	0.6749	0.6657	0.6808	23
	EUR/CAD	↗	1.6000	1.5950	1.5585	1.5550	1.5462	1.5170	1.4955	1.4895	1.4800	1.5169	1.4699	1.4308	72
	GBP/JPY	→	176.17	174.93	174.26	173.77	170.4800	169.00	168.47	168.0300	165.0600	177.7670	182.5642	186.1750	4
EM	USD/CNH	→	6.7750	6.7600	6.7510	6.7160	6.6645	6.6525	6.6366	6.6263	6.6105	6.5850	6.4910	6.3372	71
	USD/ZAR	↗	18.5700	17.8500	17.000	16.800	16.7223	15.610	15.270	15.055	14.790	15.4676	14.8108	13.2330	89
	USD/BRL	→	4.1530	4.1440	4.1000	4.0630	4.0249	3.8530	3.8510	3.8000	3.7000	3.9604	3.8552	3.5127	62
	USD/MXN	↗	18.000	17.983	17.974	17.950	17.908	17.465	17.148	17.000	16.935	17.316	16.966	16.251	81
	EUR/PLN	↗	4.4290	4.4215	4.3985	4.3700	4.3624	4.3240	4.2680	4.2240	4.2045	4.2829	4.2783	4.1862	76
	EUR/CZK	→	27.19~	27.140	27.105	27.065	27.007	26.960	26.949	26.914	25.710	27.016	27.019	27.145	46
	EUR/HUF	→	320.25	318.00	317.00	316.25~	316.20	312.15	311.00	309.35	308.62	314.51	313.35	310.37	62
	EUR/TRY	↗	3.4295	3.4000	3.3760	3.3465	3.3143	3.2040	3.1380	3.1175	3.0775	3.2082	3.1514	3.1155	77
	USD/PLN	→	4.0640	4.0600	4.0581	4.0512	3.9982	3.9688	3.9528	3.9200	3.9000	3.9322	3.9557	3.7929	62
	USD/RUB	↗	78.50	77.00	76.45	76.07	74.98	71.35	69.58	68.55	68.42	72.22	68.63	61.23	76
Other Markets	S&P 500 Futures	↘	2102	2075	2005	1983	1910	1900	1853	1824	1800	2013	2046	2040	22
	DAX Futures	↓	10693	10523	10227	10119	9860	9700	9647	9600	9390	10466	10761	10968	28
	US 10y Futures	↗	128-23+	128-00	127-24+	127-17	127.50	127-10	126-10	126-00	125-09	126.38	126.29	126.43	71
	Bund Futures	→	161.00	160.66	160.25	160.19	159.01	159.00	158.45	157.52	156.78	157.92	157.29	156.68	60
	WTI Oil Futures	↘	39.13	38.39	36.39	35.35	33.16	32.10	32.00	31.45	31.00	36.49	41.12	51.14	25

		Trends	Res 4	Res 3	Res 2	Res 1	Spot	Sup 1	Sup 2	Sup 3	Sup 4	MA20	MA 50	MA 200	RSI 9
Scandies	EUR/SEK	↗	9.3795 14 Dec high	9.3355 16 Dec high	9.3185 21Dec high	9.3000 figure	9.2859	9.2500 figure	9.2305 8 Jan low	9.2065 30 Dec high	9.1455 4 Jan low	9.2342	9.2725	9.3450	63
	EUR/NOK	↗	9.8000 figure	9.7865 projection	9.7475 swing target	9.7275 7 Jan high	9.6920	9.6350 7 Jan low	9.6000 figure	9.5575 6 Jan low	9.4990 30 Dec low	9.5821	9.4163	9.0525	66
	USD/SEK	↘	8.6615 12 Jan low	8.6345 5 Jan high	8.6000 figure	8.5775 8 Jan high	8.5065	8.4575 6 Jan 16 low	8.4000 figure	8.3825 31Dec low	8.3235 29 Dec low	8.4729	8.5708	8.4617	53
	USD/NOK	→	9.1110 4 Feb 02 high	9.0645 5 Feb 02 high	9.0000 figure	8.9625 8 Jan high	8.8779	8.8335 17 Dec high	8.8010 4 Jan low	8.7105 28 Dec high	8.6610 29 Dec low	8.7908	8.7000	8.1964	61
	EUR/DKK	↘	7.4685 May-15 high	7.4665 24-Dec high	7.4645 31-Dec high	7.4638 4-Jan high	7.4590	7.4585 5-Jan low	7.4568 Dec-15 low	7.4545 Oct-15 low	7.4518 Jul-15 low	7.4620	7.4612	7.4617	32
	NOK/SEK	→	0.9815 18 Dec high	0.9742 28 Dec high	0.9661 5 Jan high	0.9605 7 Jan high	0.9575	0.9487 4 Jan low	0.9460 projection	0.9400 figure	0.9313 swing target	0.9625	0.9839	1.0327	44
Majors	EUR/USD	↑	1.1087 Sep low, break	1.1060 15 Dec high	1.1045 200-day MA	1.0993 28 Dec high	1.0917	1.0853 intraday level	1.0800 figure	1.0771 7 Jan low	1.0711 5 Jan low	1.0895	1.0818	1.1044	55
	USD/JPY	↓	120.00 figure	119.70 5 Jan high	118.83 8 Jan high	118.25 6 Jan low	117.31	116.66 Feb low	116.18 24 Aug low	115.86 Jan 2015 yr low	115.57 Dec 2014 low	120.14	121.60	121.57	11
	EUR/GBP	↑	.7677 22 Jan high	.7654 38.2%Feb 13/Jul	.7592 Feb high	.7555 intraday high	0.7511	.7493 Oct high, break	.7400 figure	.7345 intraday level	.7308 23 Dec low	0.7361	0.7206	0.7210	74
	GBP/USD	↘	1.4727 31Dec low	1.4663 4 Jan low	1.4645 8 Jan high	1.4600 figure	1.4529	1.4494 intraday low	1.4394 9 Jun 2010 low	1.4346 8 Jun 2010 low	1.4260 25 May 2010 low	1.4795	1.5010	1.5312	18
	USD/CHF	↘	1.0200 figure	1.0125 5 Jan high	1.0052 8 Jan high	1.0000 figure	0.9937	0.9853 24 Dec low	0.9811 16 Dec low	0.9786 14 Dec low	0.9757 26 Oct low	0.9940	1.0012	0.9668	46
	EUR/JPY	→	131.04 18 Dec low	130.00 figure	129.67 27 Nov low	129.09 intraday high	128.07	127.65 intraday low	126.79 7 Jan low	126.10 14 Apr low	125.18 14 Jun 13 low	130.88	131.53	134.25	27
	EUR/CHF	→	1.0950 13 Oct high	1.0940 3 Dec high	1.0916 4 Dec high	1.0901 4 Jan high	1.0855	1.0827 6 Jan low	1.0800 figure	1.0778 30 Dec low	1.0756 18 Dec low	1.0835	1.0832	1.0676	53
	AUD/USD	↓	.7132 5 Jan low	.7097 Dec low, break	.7077 intraday high	.7017 9, 10 Nov lows	0.6968	.6896 Sep 2015 yr low	.6852 9 Feb 09 high	.6800 figure	.6770 30 Mar 09 low	0.7181	0.7186	0.7393	25
	USD/CAD	↗	1.4430 22 Apr 03 low	1.4320 Jan '00 low	1.4200 figure	1.4190 Jul '03 high	1.4165	1.4003 May '04 high	1.3812 04 Jan low	1.3780 14 Dec high	1.3639 10 Dec high	1.3926	1.3587	1.2960	81
	NZD/USD	↓	.6776 intraday level	.6720 4 Jan low	.6677 5 Jan low	.6591 7 Jan low	0.6531	.6494 23 Nov low	.6430 18 Nov low	.6400 figure	.6384 2 Oct low	0.6749	0.6657	0.6808	23
	EUR/CAD	↗	1.6000 figure	1.5950 Dec 09 high	1.5585 Mar 14 high	1.5550 24-Aug 14 high	1.5462	1.5170 6-Jan close	1.4955 5-Jan low	1.4895 11-Dec low	1.4800 S/R level	1.5169	1.4699	1.4308	72
	GBP/JPY	→	176.17 5 Jan 2016 high	174.93 6 Jan 2016 high	174.26 intraday level	173.77 7 Jan 2016 high	170.48	169.00 figure	168.47 16 Oct 2014 low	##### Oct 2014 low	##### 6 Feb 2014 low	177.77	182.56	186.17	4
EM	USD/CNH	→	6.7750 7 Sep 2010 high	6.7600 6 Sep 2010 high	6.7510 7 Jan high	6.7160 intraday level	6.6645	6.6525 8 Jan low	6.6366 6 Jan low	6.6263 5 Jan low	6.6105 30 Dec high, break	6.5850	6.4910	6.3372	71
	USD/ZAR	↗	18.5700 projection	17.8500 projection	17.000 Channel top	16.800 figure	16.722	15.610 6-Jan low	15.270 30-Dec low	15.055 28-Dec low	14.790 16-Dec low	15.468	14.811	13.233	89
	USD/BRL	→	4.1530 29 Sep high	4.1440 break level	4.1000 break level	4.0630 30 Sep high	4.0249	3.8530 50-day MA	3.8510 100-day MA	3.8000 break level	3.7000 range bottom	3.9604	3.8552	3.5127	62
	USD/MXN	↗	18.000 figure	17.983 projection	17.974 08 Jan high	17.950 projection	17.908	17.465 14 Dec high	17.148 23 Dec low	17.000 figure	16.935 50-day MA	17.316	16.966	16.251	81
	EUR/PLN	↗	4.4290 1-Jun-12 high	4.4215 4-Jun-12 high	4.3985 2014 high	4.3700 2015 high	4.3624	4.3240 Thurs low	4.2680 4-Jan low	4.2240 30-Dec low	4.2045 11-Nov low	4.2829	4.2783	4.1862	76
	EUR/CZK	→	27.19~ 1-Oct high	27.140 Oct high	27.105 3-Dec high	27.065 fr mid-Dec highs	27.007	26.960 11-Dec low	26.949 Dec-15/ last year l	26.914 8-Nov-13 low	25.710 7-Nov-13 low	27.016	27.019	27.145	46
	EUR/HUF	→	320.25 Jan highs blw spik	318.00 Jul high. 11-Dec hi	317.00 18-Dec high	316.25~ fr 4-Jan highs	316.20	312.15 30-Dec low	311.00 7-Dec low	309.35 3-Dec low	308.62 20-Nov ow	314.51	313.35	310.37	62
	EUR/TRY	↗	3.4295 2-Oct high	3.4000 figure	3.3760 14-Oct high	3.3465 15-Oct high	3.3143	3.2040 6-Jan low	3.1380 18-Dec low	3.1175 27-Nov high	3.0775 2-Dec high	3.2082	3.1514	3.1155	77
	USD/PLN	→	4.0640 projection	4.0600 figure	4.0581 03 Dec high	4.0512 06 Jan high	3.9982	3.9688 05 Jan low	3.9528 50-day MA	3.9200 04 Jan low	3.9000 break level	3.9322	3.9557	3.7929	62
	USD/RUB	↗	78.50 break level	77.00 figure	76.45 projection	76.07 07 Jan high	74.98	71.35 04 Jan low	69.58 28 Dec low	68.55 24 Dec low	68.42 50-day MA	72.22	68.63	61.23	76
Other Markets	S&P 500 Futures	↘	2102 03 Nov high	2075 30 Dec high	2005 100-day MA	1983 14 Dec low	1910	1900 break level	1853 29 Sep low	1824 24 Aug low	1800 figure	2013	2046	2040	22
	DAX Futures	↓	10693 gap break	10523 04 Jan high	10227 07 Jan high	10119 14 Dec low	9860	9700 figure	9647 05 Oct low	9600 break level	9390 02 Oct low	10466	10761	10968	28
	US 10y Futures	↗	128-23+ 22 Oct high	128-00 figure	127-24+ 29 Oct high	127-17 08 Jan high	127.50	127-10 11 Dec high	126-10 50-day MA	126-00 figure	125-09 04 Dec low	126.38	126.29	126.43	71
	Bund Futures	→	161.00 figure	160.66 27-Nov high	160.25 break level	160.19 7-Jan high	159.01	159.00 figure	158.45 5-Jan low	157.52 29-Dec low	156.78 16-Dec low	157.92	157.29	156.68	60
	WTI Oil Futures	↘	39.13 15 Dec high	38.39 04 Jan high	36.39 04 Jan high	35.35 21 Dec low	33.16	32.10 07 Jan low	32.00 projection	31.45 projection	31.00 figure	36.49	41.12	51.14	25



Strong uptrend



Weak uptrend or higher in range



Sideways or in range



Weak downtrend or lower in range



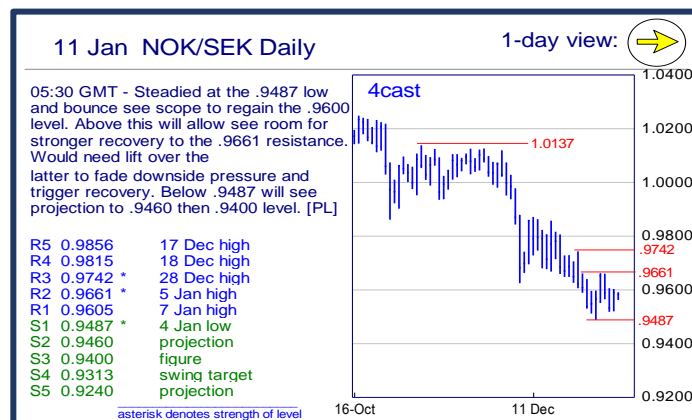
Strong downtrend

Danske Technical Update

Published - 11 January 2016 06:08

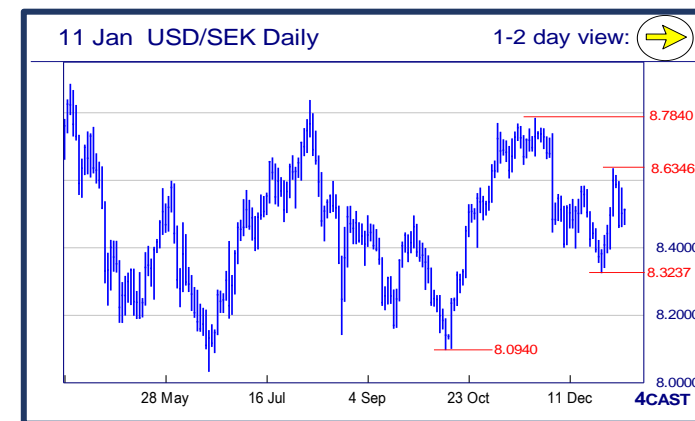
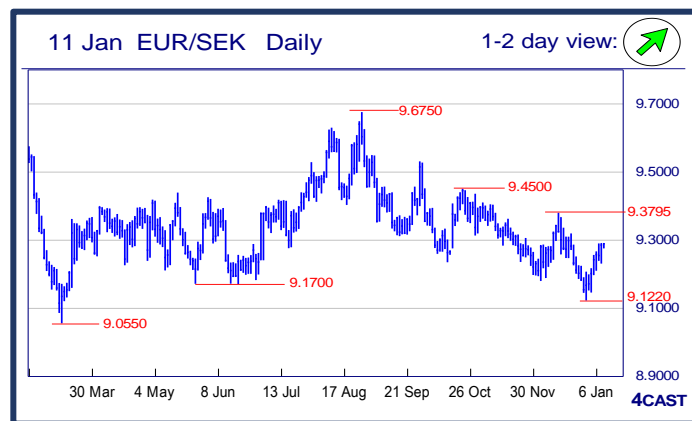
Powered by 4CAST
4castweb.com

Danske Bank



NOK, SEK opening updates 🇳🇴 🇸🇪

	1 day view	Resistance	Support	4cast
EUR/NOK	➡	9.8000 9.7865 9.7475 9.7275	9.6350 9.6000 9.5575 9.4990	Steady within last Thur's range and hold above the 9.6350 low keep focus on the upside. Clearing the 9.7275 high see scope for extension to 9.7865 then the 9.8000 level. Divergence on daily tools caution pullback with the 9.6000 level to watch.
EUR/SEK	➡	9.3795 9.3355 9.3185 9.3000	9.2500 9.2305 9.2065 9.1455	Pressure stays on the upside and see scope for further extend recovery from the 9.1220 low. Break above the 9.3000 level will target 9.3185 and 9.3355 then the 9.3795, Dec high. Support now at 9.2500 level then 9.2305 low.
USD/NOK	➡	9.1110 9.0645 9.0000 8.9625	8.8335 8.8010 8.7105 8.6610	Retains downside bias from the 9.0000 level and pullback see the 8.8335 support now at risk. Break here will swing focus lower to correct recent strength from 8.6290 low towards the 8.8000 level and 8.7105. [P.L]
USD/SEK	➡	8.6615 8.6345 8.6000 8.5775	8.4575 8.4000 8.3825 8.3235	Steady in range and hold above the 8.4575 low setting up scope for rebound towards 8.5775 then the 8.6000 level. Clearance here will see return to the 8.6345 high. Break of the 8.4575 low needed to trigger deeper pullback. [PL]



Strong uptrend



Weak uptrend or higher in range



Sideways or in range



Weak downtrend or lower in range



Strong downtrend

Copyright and other intellectual property rights in the material in this document belong to 4CAST Limited and/or 4CAST Inc (4CAST). The material shall not, under any circumstances, be reproduced or distributed in whole or part without the prior written consent of 4CAST. The material in this document is based upon information which 4CAST considers to be reliable and the analysis and opinion in the material represents the view of 4CAST at the time of transmission (unless stated otherwise). Such analysis and opinion is subject to change without notice. The material is intended for use by parties knowledgeable and experienced in the financial sector and is only one source amongst others to be considered in carrying on their business or activity. ACCORDINGLY 4CAST MAKES NO REPRESENTATION OR WARRANTY EXPRESS OR IMPLIED STATUTORY OR OTHERWISE (INCLUDING BUT NOT LIMITED TO) THE ACCURACY OF THE MATERIAL IN THIS DOCUMENT OR THE FITNESS FOR PURPOSE AND ALL SUCH REPRESENTATIONS AND WARRANTIES ARE HEREBY EXPRESSLY EXCLUDED. 4CAST does not give or purport to give investment advice. Any action taken by users on the basis of material in this document is entirely at their own risk. Independent investment advice should be sought where appropriate. 4CAST website may link to or be linked to other Internet sites. 4CAST does not accept responsibility for the content of such other sites. 4CAST's terms and conditions of business apply to all fee-paying subscribers and trial users.

www.danske.com