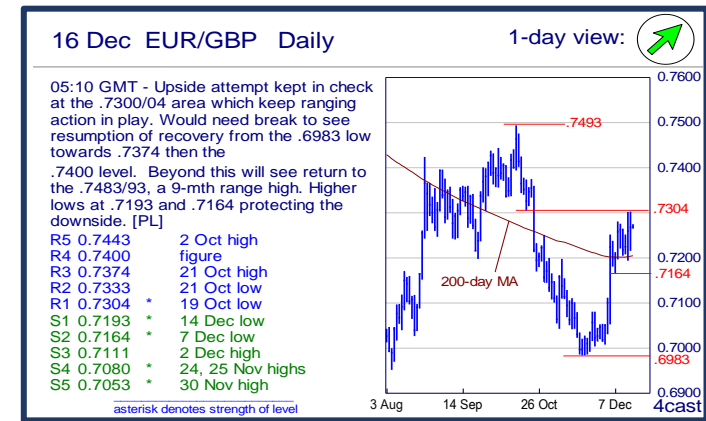
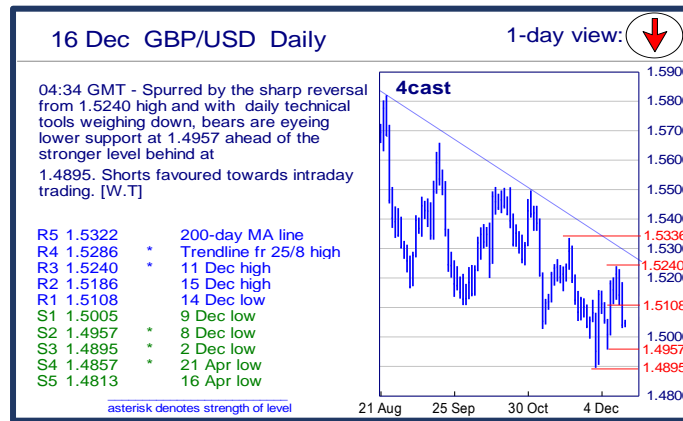
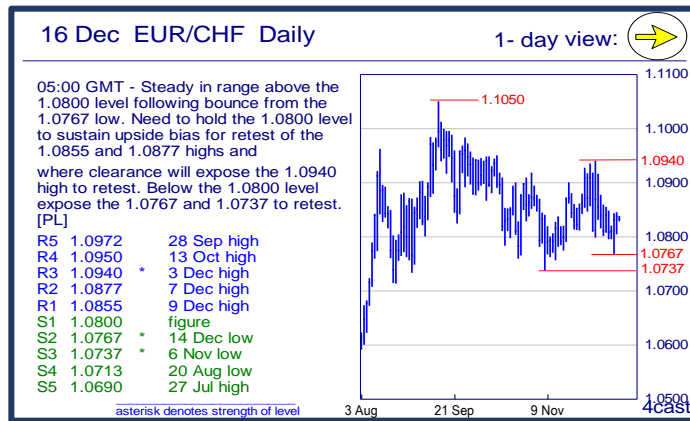
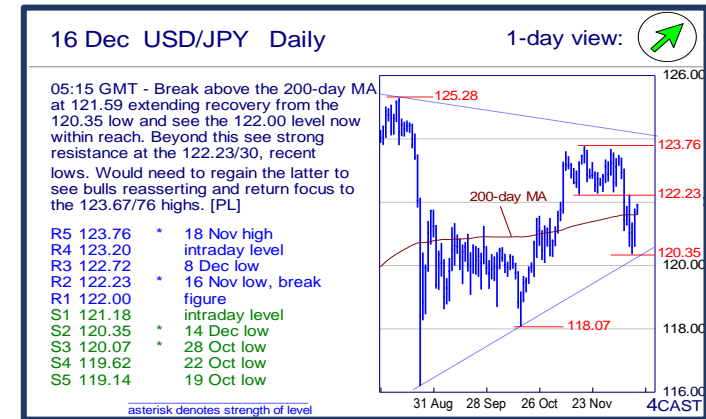
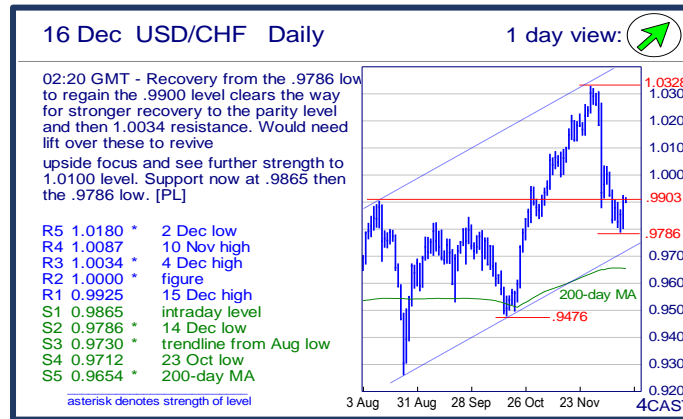
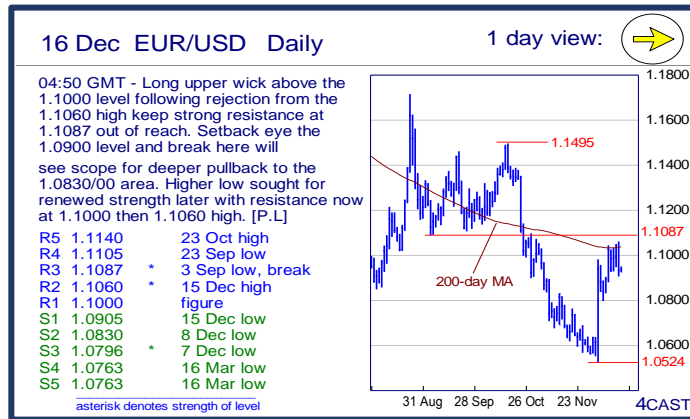


	Trends	Res 4	Res 3	Res 2	Res 1	Spot	Sup 1	Sup 2	Sup 3	Sup 4	MA20	MA50	MA200	RSI 9	
Scandies	EUR/SEK	↘	9.4096	9.4000	9.3794	9.3500	9.2928	9.2573	9.2415	9.2208	9.1880	9.2720	9.3213	9.3506	51
	EUR/NOK	→	9.8100	9.7455	9.6280	9.6080	9.4918	9.4540	9.4260	9.4000	9.3280	9.3254	9.2974	8.9698	63
	USD/SEK	→	8.6045	8.5775	8.5583	8.5437	8.4943	8.4750	8.3967	8.3575	8.3287	8.5997	8.5295	8.4734	41
	USD/NOK	→	8.8595	8.8215	8.7485	8.7135	8.6760	8.6100	8.5800	8.5500	8.4600	8.6458	8.5052	8.1272	54
	EUR/DKK	→	7.4660	7.4635	7.4633	7.4630	7.4616	7.4585	7.4545	7.4518	7.4515	7.4608	7.4607	7.4619	53
	NOK/SEK	→	1.0000	0.9977	0.9934	0.9878	0.9786	0.9744	0.9662	0.9624	0.9600	0.9934	1.0015	1.0425	38
Majors	EUR/USD	→	1.1105	1.1087	1.1060	1.1000	1.0939	1.0905	1.0830	1.0796	1.0763	1.0782	1.0932	1.1035	58
	USD/JPY	↗	123.20	122.72	122.23	122.00	121.84	121.18	120.35	120.07	119.62	122.44	121.68	121.58	46
	EUR/GBP	↗	.7400	.7374	.7333	.7304	0.7266	.7193	.7164	.7111	.7080	0.7136	0.7175	0.7201	70
	GBP/USD	↘	1.5286	1.5240	1.5186	1.5108	1.5048	1.5005	1.4957	1.4895	1.4857	1.5106	1.5228	1.5320	44
	USD/CHF	↗	1.0087	1.0034	1.0000	0.9925	0.9901	0.9865	0.9786	0.9730	0.9712	1.0057	0.9922	0.9651	41
	EUR/JPY	↗	135.07	134.60	134.22	133.53	133.30	132.71	132.44	132.23	131.51	132.01	132.99	134.16	61
	EUR/CHF	→	1.0950	1.0940	1.0877	1.0855	1.0831	1.0800	1.0767	1.0737	1.0713	1.0843	1.0843	1.0648	49
	AUD/USD	→	.7445	.7385	.7335	.7283	0.7204	.7159	.7100	.7080	.7017	0.7244	0.7204	0.7440	47
	USD/CAD	↗	1.3875	1.3800	1.3790	1.3780	1.3735	1.3639	1.3600	1.3455	1.3400	1.3461	1.3266	1.2840	83
	NZD/USD	↗	.6880	.6866	.6826	.6790	0.6757	.6741	.6692	.6660	.6582	0.6646	0.6655	0.6876	63
	EUR/CAD	↗	1.5550	1.5430	1.5290	1.5200	1.5030	1.5000~	1.4800	1.4680	1.4500	1.4518	1.4498	1.4167	72
GBP/JPY	→	185.39	185.06	184.59	184.23	183.4200	182.59	182.13	181.84	180.67	184.9570	185.2984	186.2805	36	
EM	USD/CNH	→	6.6025	6.5946	6.5614	6.5438	6.5233	6.4857	6.4607	6.4161	6.4023	6.4629	6.4076	6.3038	66
	USD/ZAR	↘	16.200	16.100	16.025	15.355	14.9323	14.800	14.600	14.495	14.240	14.5590	14.0687	12.9218	55
	USD/BRL	→	4.0630	4.0000	3.9660	3.9220	3.9060	3.8200	3.7590	3.6920	3.6000	3.7945	3.8168	3.4429	66
	USD/MXN	→	17.500	17.465	17.465	17.350	17.120	17.098	17.000	16.918	16.800	16.799	16.670	16.054	61
	EUR/PLN	→	4.3985	4.3740	4.3700	4.3366	4.3095	4.30~	4.2955	4.2630	4.2350	4.2985	4.2671	4.1700	49
	EUR/CZK	→	27.290	27.13~	27.120	27.055	27.018	26.97~	26.960	26.914	25.710	27.018	27.043	27.180	49
	EUR/HUF	↗	324.20	322.00	320.25	318.00	315.52	315.40	314.50~	313.10	311.00	313.06	312.01	309.17	59
	EUR/TRY	↗	3.4295	3.3760	3.3465	3.3105	3.2439	3.2000	3.1520	3.1175	3.0775	3.1358	3.1690	3.0790	67
	USD/PLN	→	4.0581	4.02~	3.9950~	3.9836	3.9399	3.9325	3.9282	3.8965	3.86~	3.9873	3.9064	3.7810	39
USD/RUB	↗	72.575	71.783	71.620	71.445	70.08	68.830	67.946	67.05~	65.682	67.56	65.11	59.99	68	
Other Markets	S&P 500 Futures	→	2110	2102	2097	2053	2052	1996	1991	1975	1950	2068	2056	2058	49
	DAX Futures	→	11433	11324	10995	10630	10453	10119	10052	10000	9885	10907	10691	11063	39
	US 10y Futures	→	128-00	127-29+	127-10	127-00	126.72	126-00	125-29	125-25	125-09	126.94	127.51	127.62	45
	Bund Futures	↘	161.00	160.66	159.45	158.13	157.49	156.42	155.67	155.11	154.54	157.87	157.17	155.49	47
	WTI Oil Futures	→	40.41	40.00	39.00	37.88	37.09	36.64	34.25	34.00	33.55	39.55	43.00	49.31	37

	Trends	Res 4	Res 3	Res 2	Res 1	Spot	Sup 1	Sup 2	Sup 3	Sup 4	MA20	MA 50	MA 200	RSI 9	
Scandies	EUR/SEK	↘	9.4096 2 Nov high	9.4000 figure	9.3794 9 Nov high	9.3500 200-day MA	9.2928	9.2573 15 Dec low	9.2415 10 Dec low	9.2208 8 Dec low	9.1880 7 Dec low	9.2720	9.3213	9.3506	51
	EUR/NOK	→	9.8100 24 Dec 08 low	9.7455 2 Jan 09 high	9.6280 Sep YTD high	9.6080 8 Dec high	9.4918	9.4540 14 Dec low	9.4260 10 Dec low	9.4000 figure	9.3280 3 Dec high	9.3254	9.2974	8.9698	63
	USD/SEK	→	8.6045 12 Nov low	8.5775 29 Oct high	8.5583 7 Dec high	8.5437 14 Dec high	8.4943	8.4750 200-day MA	8.3967 15 Dec low	8.3575 16 18 retrace	8.3287 19 Oct high	8.5997	8.5295	8.4734	41
	USD/NOK	→	8.8595 29 Mar 02 high	8.8215 8 Dec high	8.7485 14 Dec high	8.7135 15 Dec high	8.6760	8.6100 10 Dec low	8.5800 19 Nov low	8.5500 4 Dec high	8.4600 4 Dec low	8.6458	8.5052	8.1272	54
	EUR/DKK	→	7.4660 Aug high	7.4635 Oct high	7.4633 Nov high	7.4630 Tues pm high	7.4616	7.4585 last week low	7.4545 Oct low	7.4518 Jul low	7.4515 May low	7.4608	7.4607	7.4619	53
	NOK/SEK	→	1.0000 figure	0.9977 7 Dec high	0.9934 12 Nov low	0.9878 8 Dec high	0.9786	0.9744 intraday level	0.9662 9 Dec low	0.9624 8 Dec low	0.9600 figure	0.9934	1.0015	1.0425	38
Majors	EUR/USD	→	1.1105 23 Sep low	1.1087 3 Sep low, break	1.1060 15 Dec high	1.1000 figure	1.0939	1.0905 15 Dec low	1.0830 8 Dec low	1.0796 7 Dec low	1.0763 16 Mar low	1.0782	1.0932	1.1035	58
	USD/JPY	↗	123.20 intraday level	122.72 8 Dec low	122.23 16 Nov low, break	122.00 figure	121.84	121.18 intraday level	120.35 14 Dec low	120.07 28 Oct low	119.62 22 Oct low	122.44	121.68	121.58	46
	EUR/GBP	↗	.7400 figure	.7374 21 Oct high	.7333 21 Oct low	.7304 19 Oct low	0.7266	.7193 14 Dec low	.7164 7 Dec low	.7111 2 Dec high	.7080 24, 25 Nov highs	0.7136	0.7175	0.7201	70
	GBP/USD	↘	1.5286 Trendline fr 25/8 1	1.5240 11 Dec high	1.5186 15 Dec high	1.5108 14 Dec low	1.5048	1.5005 9 Dec low	1.4957 8 Dec low	1.4895 2 Dec low	1.4857 21 Apr low	1.5106	1.5228	1.5320	44
	USD/CHF	↗	1.0087 10 Nov high	1.0034 4 Dec high	1.0000 figure	0.9925 15 Dec high	0.9901	0.9865 intraday level	0.9786 14 Dec low	0.9730 trendline from Aug	0.9712 23 Oct low	1.0057	0.9922	0.9651	41
	EUR/JPY	↗	135.07 19 Oct low	134.60 4 Dec high	134.22 9 Dec high	133.53 15 Dec high	133.30	132.71 15 Dec low	132.44 14 Dec low	132.23 Sep low	131.51 6 Nov low	132.01	132.99	134.16	61
	EUR/CHF	→	1.0950 13 Oct high	1.0940 3 Dec high	1.0877 7 Dec high	1.0855 9 Dec high	1.0831	1.0800 figure	1.0767 14 Dec low	1.0737 6 Nov low	1.0713 20 Aug low	1.0843	1.0843	1.0648	49
	AUD/USD	→	.7445 200-day MA	.7385 4 Dec high	.7335 10 Dec high	.7283 25 Nov high	0.7204	.7159 13 Nov high, break	.7100 figure	.7080 trendline from Sep	.7017 9, 10 Oct lows	0.7244	0.7204	0.7440	47
	USD/CAD	↗	1.3875 projection	1.3800 figure	1.3790 projection	1.3780 14 Dec high	1.3735	1.3639 10 Dec high	1.3600 figure	1.3455 29 Sep high	1.3400 break level	1.3461	1.3266	1.2840	83
	NZD/USD	↗	.6880 t/line from Jul 14 t	.6866 23 Oct high	.6826 15 Dec high	.6790 14 Dec high	0.6757	.6741 15 Dec low	.6692 14 Dec low	.6660 intraday level	.6582 9 Dec low	0.6646	0.6655	0.6876	63
	EUR/CAD	↗	1.5550 24-Aug YTD high	1.5430 26-Aug high	1.5290 May 14 high	1.5200 14-Dec high	1.5030	1.5000~ 9-Dec high	1.4800 S/R level	1.4680 7-Dec high	1.4500 7-Dec low	1.4518	1.4498	1.4167	72
GBP/JPY	→	185.39 9 Dec high	185.06 11 Dec high	184.59 14 Dec high	184.23 15 Dec high	183.42	182.59 15 Dec low	182.13 14 Dec low	181.84 13 Oct low	180.67 2 Oct low	184.96	185.30	186.28	36	
EM	USD/CNH	→	6.6025 6 Jan 20 11 high	6.5946 12 Aug high	6.5614 11 Dec high	6.5438 intraday level	6.5233	6.4857 9 Dec low	6.4607 30 Nov high, bree	6.4161 30 Nov low	6.4023 18 Nov low	6.4629	6.4076	6.3038	66
	USD/ZAR	↘	16.200 figure	16.100 figure	16.025 11-Dec YTD high	15.355 11-Dec low	14.932	14.800 figure	14.600 spike accel	14.495 1-Dec high	14.240 3-Dec low	14.559	14.069	12.922	55
	USD/BRL	→	4.0630 30 Sep high	4.0000 figure	3.9660 21 Oct high	3.9220 30 Nov high	3.9060	3.8200 break level	3.7590 100-day MA	3.6920 24 Nov low	3.6000 break level	3.7945	3.8168	3.4429	66
	USD/MXN	→	17.500 projection	17.465 trend acr Aug, Sep	17.465 14 Dec high	17.350 15 Dec high	17.120	17.098 09 Dec high	17.000 figure	16.918 09 Nov high	16.800 break level	16.799	16.670	16.054	61
	EUR/PLN	→	4.3985 26-Dec 14 high	4.3740 29-Dec 14 high	4.3700 Mon, Tues am high	4.3366 9 Dec low	4.3095	4.30~ 4 & 7-Dec lows	4.2955 28-Oct high	4.2630 3-Dec low	4.2350 20-Nov low	4.2985	4.2671	4.1700	49
	EUR/CZK	→	27.290 25-Sep high	27.13~ downtrend fr April	27.120 Nov high	27.055 last week high	27.018	26.97~ fr Sep lows	26.960 11-Dec YTD low	26.914 8-Nov-13 low	25.710 7-Nov-13 low	27.018	27.043	27.180	49
	EUR/HUF	↗	324.20 Jan 20 12 high	322.00 figure	320.25 Jan highs blw spik	318.00 Jul high, 11-Dec high	315.52	315.40 6-Nov high	314.50~ Jul-Dec apex brk	313.10 9-Dec low	311.00 7-Dec low	313.06	312.01	309.17	59
	EUR/TRY	↗	3.4295 2-Oct high	3.3760 14-Oct high	3.3465 15-Oct high	3.3105 21-Oct high	3.2439	3.2000 figure	3.1520 8-Dec low	3.1175 27-Nov high	3.0775 2-Dec high	3.1358	3.1690	3.0790	67
	USD/PLN	→	4.0581 03 Dec high	4.02~ start Dec lows	3.9950~ 7-9-Dec highs	3.9836 14 Dec high	3.9399	3.9325 9-Dec low	3.9282 12-Nov low	3.8965 50-day MA	3.86~ Jul, Aug highs	3.9873	3.9064	3.7810	39
USD/RUB	↗	72.575 17-Dec-14 high	71.783 Jan' YTD high	71.620 Aug high	71.445 15-Dec high	70.08	68.830 14-Dec low	67.946 16-Nov high	67.05~ earlier Nov highs	65.682 30-Nov low	67.56	65.11	59.99	68	
Other Markets	S&P 500 Futures	→	2110 Jul high	2102 03 Nov high	2097 02 Dec high	2053 15 Dec high	2052	1996 14 Dec low	1991 16 Nov low	1975 14 Oct low	1950 break level	2068	2056	2058	49
	DAX Futures	→	11433 30 Nov high	11324 3-Dec high	10995 7-Dec high	10630 04 Dec low	10453	10119 14 Dec low	10052 16 Oct low	10000 figure	9885 14 Oct low	10907	10691	11063	39
	US 10y Futures	→	128-00 figure	127-29+ break level	127-10 11 Dec high	127-00 50-day MA	126.72	126-00 figure	125-29 15 Dec low	125-25 07 Dec low	125-09 04 Dec low	126.94	127.51	127.62	45
	Bund Futures	↘	161.00 figure	160.66 27-Nov high	159.45 1-Dec low	158.13 9-Dec low	157.49	156.42 4-Dec low	155.67 16-Sep high	155.11 16-Sep low	154.54 1-Dec low	157.87	157.17	155.49	47
	WTI Oil Futures	→	40.41 23 Nov low	40.00 figure	39.00 figure	37.88 intraday high	37.09	36.64 08 Dec low	34.25 projection	34.00 figure	33.55 Feb '09 contin lo	39.55	43.00	49.31	37

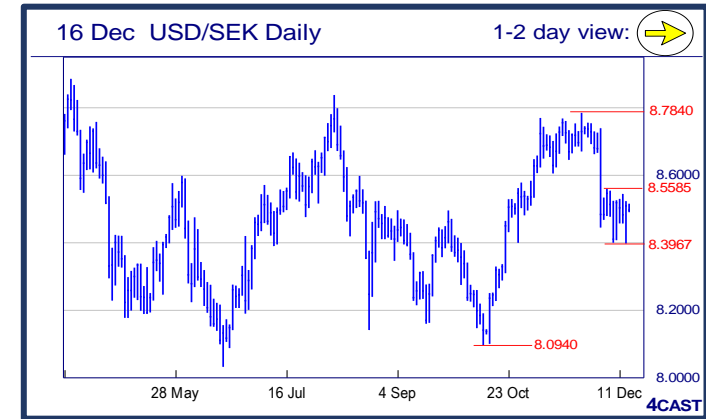
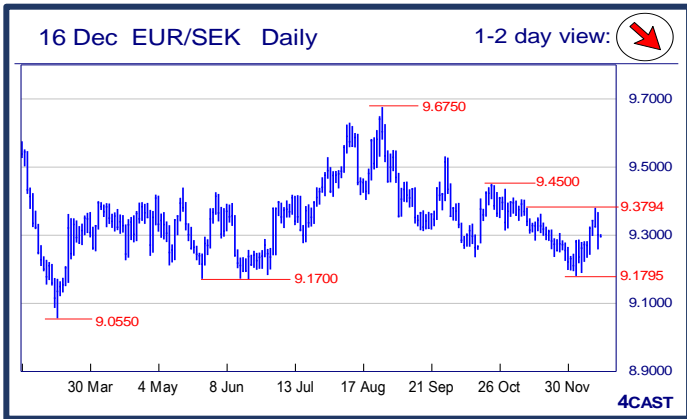


Strong uptrend Weak uptrend or higher in range Sideways or in range Weak downtrend or lower in range Strong downtrend



NOK, SEK opening updates

	1 day view	Resistance	Support	4cast
EUR/NOK		9.8100 9.7455 9.6280 9.6080	9.4540 9.4260 9.4000 9.3280	Remains below the 9.6080 high of last week with choppy price action tracing out a flag pattern, suggesting scope for break higher to extend rally from 9.0900 low. Below 9.4260 support negates and swing focus lower. [P.L]
EUR/SEK		9.4096 9.4000 9.3794 9.3500	9.2573 9.2415 9.2208 9.1880	Strong sell-off last session confirmed a corrective high set at 9.3794 and with daily technical tools pointing down, shorts are favoured with slip of 9.2573 low set prior session to trigger extension to 9.2415/2208. [W.T]
USD/NOK		8.8595 8.8215 8.7485 8.7135	8.6100 8.5800 8.5500 8.4600	Steady above the 8.6100 support and see break needed to swing focus lower to retrace the bounce from the 8.4600 low. Strength to clear the 8.7485 high will clear the way for retest of 8.8000 level then 8.8215 high. [P.L]
USD/SEK		8.6045 8.5775 8.5583 8.5437	8.4750 8.3967 8.3575 8.3287	Bears failed to sustain the marginal move below 8.3990 strong support last session and strong rebound towards closing in the appearance of a long lower shadow is turning focus towards the consolidative highs at 8.5437/8.5583. [W.T]



Strong uptrend
 Weak uptrend or higher in range
 Sideways or in range
 Weak downtrend or lower in range
 Strong downtrend

Copyright and other intellectual property rights in the material in this document belong to 4CAST Limited and/or 4CAST Inc (4CAST). The material shall not, under any circumstances, be reproduced or distributed in whole or part without the prior written consent of 4CAST. The material in this document is based upon information which 4CAST considers to be reliable and the analysis and opinion in the material represents the view of 4CAST at the time of transmission (unless stated otherwise). Such analysis and opinion is subject to change without notice. The material is intended for use by parties knowledgeable and experienced in the financial sector and is only one source amongst others to be considered in carrying on their business or activity. ACCORDINGLY 4CAST MAKES NO REPRESENTATION OR WARRANTY EXPRESS OR IMPLIED STATUTORY OR OTHERWISE (INCLUDING BUT NOT LIMITED TO) THE ACCURACY OF THE MATERIAL IN THIS DOCUMENT OR THE FITNESS FOR PURPOSE AND ALL SUCH REPRESENTATIONS AND WARRANTIES ARE HEREBY EXPRESSLY EXCLUDED. 4CAST does not give or purport to give investment advice. Any action taken by users on the basis of material in this document is entirely at their own risk. Independent investment advice should be sought where appropriate. 4CAST website may link to or be linked to other Internet sites. 4CAST does not accept responsibility for the content of such other sites. 4CAST's terms and conditions of business apply to all fee-paying subscribers and trial users.