

Danske Technical Update

Published - 17 March 2016 05:49

Powered by  4CAST
4castweb.com

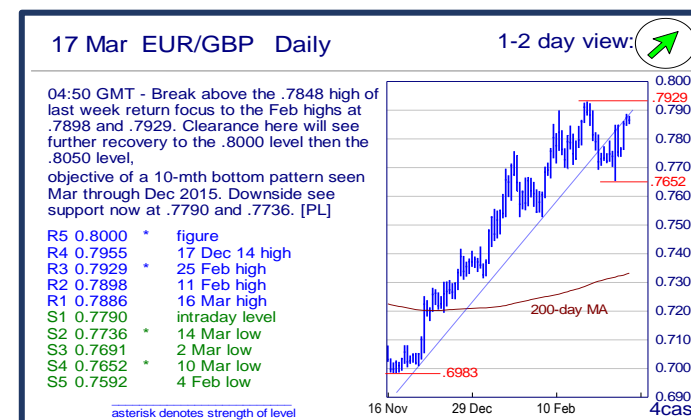
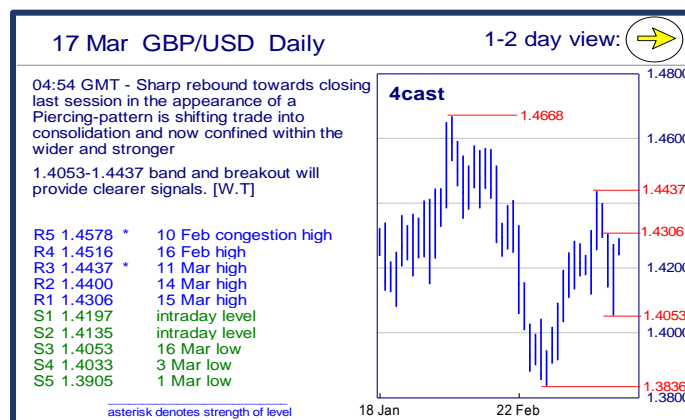
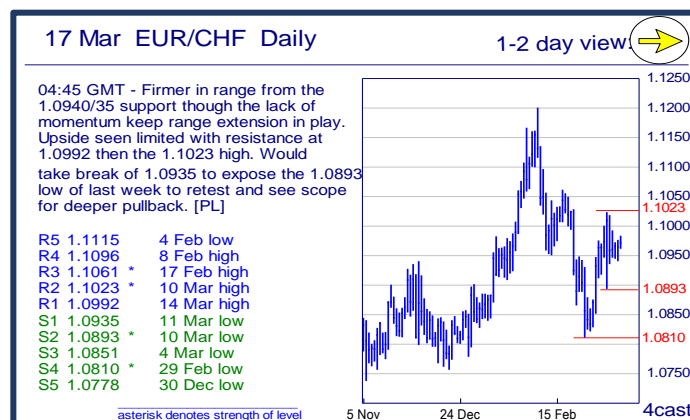
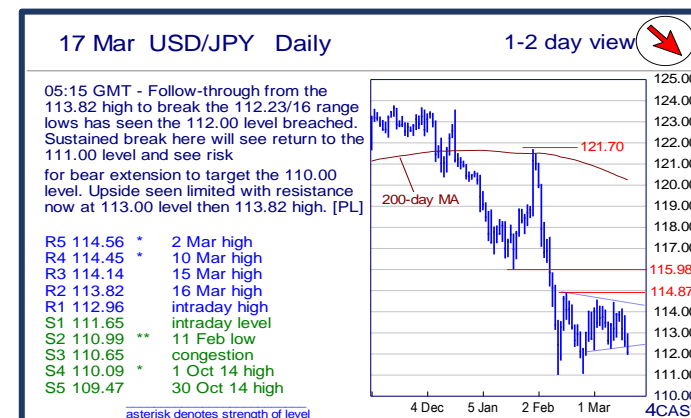
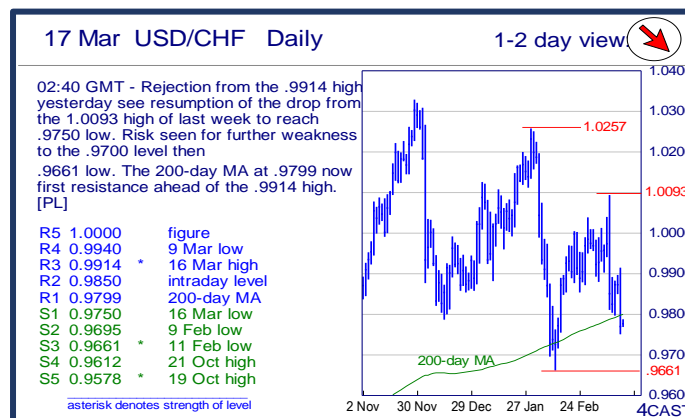
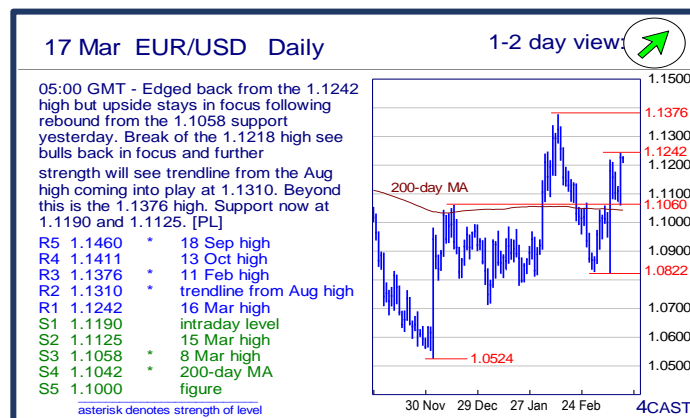


		Trends	Res 4	Res 3	Res 2	Res 1	Spot	Sup 1	Sup 2	Sup 3	Sup 4	MA20	MA50	MA200	RSI 9
Scandies	EUR/SEK	↘	9.3515	9.3143	9.2897	9.2590	9.2286	9.2060	9.1454	9.1220	9.1000	9.3232	9.3459	9.3504	34
	EUR/NOK	↗	9.6475	9.6200	9.5710	9.5280	9.4848	9.4625	9.4000	9.3765	9.3170	9.4498	9.5230	9.2929	53
	USD/SEK	↓	8.3500	8.3395	8.3030	8.2445	8.2248	8.1985	8.1405	8.0940	8.0314	8.4489	8.4816	8.4683	20
	USD/NOK	→	8.6925	8.6325	8.6095	8.5785	8.4495	8.4415	8.4190	8.3965	8.3205	8.5595	8.6401	8.4156	40
	EUR/DKK	↘	7.4662	7.4647	7.4635~	7.4599	7.4558	7.4550	7.4545	7.4518	7.4515	7.4601	7.4620	7.4615	25
	NOK/SEK	↘	0.9928	0.9859	0.9796	0.9750	0.9727	0.9670	0.9613	0.9600	0.9517	0.9854	0.9800	1.0056	38
Majors	EUR/USD	↗	1.1411	1.1376	1.1310	1.1242	1.1219	1.1190	1.1125	1.1058	1.1042	1.1035	1.1017	1.1041	69
	USD/JPY	↘	114.45	114.14	113.82	112.96	112.01	111.65	110.99	110.65	110.09	113.10	115.39	120.21	35
	EUR/GBP	↗	.7955	.7929	.7898	.7886	0.7880	.7790	.7736	.7691	.7652	0.7798	0.7711	0.7328	65
	GBP/USD	→	1.4516	1.4437	1.4400	1.4306	1.4237	1.4197	1.4135	1.4053	1.4033	1.4148	1.4286	1.5076	51
	USD/CHF	↘	0.9940	0.9914	0.9850	0.9799	0.9773	0.9750	0.9695	0.9661	0.9612	0.9907	0.9961	0.9795	31
	EUR/JPY	↗	129.05	128.17	127.29	126.71	125.68	125.10	124.89	123.65	123.06	124.82	127.11	132.71	50
	EUR/CHF	→	1.1096	1.1061	1.1023	1.0992	1.0965	1.0935	1.0893	1.0851	1.0810	1.0934	1.0976	1.0814	54
	AUD/USD	↗	.7772	.7739	.7679	.7658	0.7597	.7492	.7445	.7410	.7385	0.7352	0.7164	0.7241	71
	USD/CAD	→	1.3446	1.3405	1.3262	1.3168	1.3093	1.3038	1.2969	1.2936	1.2895	1.3418	1.3815	1.3329	32
	NZD/USD	↗	.6883	.6821	.6800	.6781	0.6771	.6700	.6650	.6619	.6576	0.6687	0.6605	0.6615	58
	EUR/CAD	→	1.5390	1.5265	1.5145	1.5015	1.4693	1.4660	1.4525	1.4380	1.4225	1.4808	1.5220	1.4713	43
	GBP/JPY	→	163.41	162.95	161.94	161.56	159.6700	158.74	158.56	156.21	155.79	160.0120	164.8780	181.3875	41
EM	USD/CNH	↘	6.5298	6.5255	6.5050	6.4974	6.4934	6.4800	6.4720	6.4687	6.4549	6.5176	6.5555	6.4203	41
	USD/ZAR	↗	16.970	16.650	16.440	16.310	15.7215	15.6278	15.025	14.790	14.490	15.5151	15.9327	14.1576	53
	USD/BRL	→	3.9440	3.8950	3.8380	3.8360	3.7408	3.7170	3.6000	3.5710	3.5000	3.8271	3.9379	3.7233	44
	USD/MXN	↘	18.620	18.394	18.225	17.989	17.597	17.468	17.327	17.158	16.901	17.918	18.212	16.950	36
	EUR/PLN	↘	4.3770	4.3700	4.3455	4.3120	4.2847	4.2690	4.2600	4.2535	4.2240	4.3288	4.3840	4.2628	34
	EUR/CZK	→	27.19~	27.140	27.131	27.08~	27.048	27.00-3	26.960	26.949	26.914	27.032	27.022	27.057	56
	EUR/HUF	↗	316.35	314.65	312.95~	311.50~	311.10	308.45	307.30	306.72	306.48	309.62	311.27	311.92	57
	EUR/TRY	→	3.3420	3.3145	3.2830	3.2705	3.2150	3.1640	3.1380	3.1175	3.0775	3.2155	3.2541	3.1906	50
	USD/PLN	↘	3.9828	3.9655	3.9112	3.8599	3.8176	3.8165	3.8110	3.8000	3.7500	3.9241	3.9809	3.8633	22
	USD/RUB	↘	77.55	76.40	75.82	71.80	69.29	68.78	68.00	67.94	66.70	72.92	75.91	67.01	32
Other Markets	S&P 500 Futures	→	2105	2068	2036	2021	2019	1998	1939	1877	1800	1977	1926	2005	74
	DAX Futures	↗	11000	10693	10165	10120	9984	9395	9000	8690	8350	9638	9563	10431	63
	US 10y Futures	→	132-20+	131-14	130-27	129-26	129.06	128-06+	128-02	128-01+	128-00	129.94	129.57	127.12	44
	Bund Futures	→	165.00	164.00	163.40	162.22	161.50	160.81	160.40	160.02	159.21	162.77	162.69	158.02	37
	WTI Oil Futures	→	41.01	40.50	40.00	39.02	38.97	35.96	33.71	32.40	30.56	35.42	33.71	45.64	66

Copyright and other intellectual property rights in the material in this document belong to 4CAST Limited and/or 4CAST Inc (4CAST). The material shall not, under any circumstances, be reproduced or distributed in whole or part without the prior written consent of 4CAST. The material in this document is based upon information which 4CAST considers to be reliable and the analysis and opinion in the material represents the view of 4CAST at the time of transmission (unless stated otherwise). Such analysis and opinion is subject to change without notice. The material is intended for use by parties knowledgeable and experienced in the financial sector and is only one source amongst others to be considered in carrying on their business or activity. ACCORDINGLY 4CAST MAKES NO REPRESENTATION OR WARRANTY EXPRESS OR IMPLIED STATUTORY OR OTHERWISE (INCLUDING BUT NOT LIMITED TO) THE ACCURACY OF THE MATERIAL IN THIS DOCUMENT OR THE FITNESS FOR PURPOSE AND ALL SUCH REPRESENTATIONS AND WARRANTIES ARE HEREBY EXPRESSLY EXCLUDED. 4CAST does not give or purport to give investment advice. Any action taken by users on the basis of material in this document is entirely at their own risk. Independent investment advice should be sought where appropriate. 4CAST website may link to or be linked to other Internet sites. 4CAST does not accept responsibility for the content of such other sites. 4CAST's terms and conditions of business apply to all fee-paying subscribers and trial users.

www.danskeresearch.com

		Trends	Res 4	Res 3	Res 2	Res 1	Spot	Sup 1	Sup 2	Sup 3	Sup 4	MA20	MA 50	MA 200	RSI 9
Scandies	EUR/SEK	↘	9.3515 200-day MA	9.3143 14 Mar high	9.2897 15 Mar high	9.2590 16 Mar high	9.2286	9.2060 16 Mar low	9.1454 4 Jan low	9.1220 30 Dec low	9.1000 figure	9.3232	9.3459	9.3504	34
	EUR/NOK	↗	9.6475 17 Feb high	9.6200 24 Feb high	9.5710 10 Mar high	9.5280 16 Mar high	9.4848	9.4625 11 Mar high	9.4000 figure	9.3765 11 Mar low	9.3170 7 Mar low	9.4498	9.5230	9.2929	53
	USD/SEK	↘	8.3500 17 Mar high	8.3395 11 Feb low	8.3030 15 Mar low	8.2445 intraday level	8.2248	8.1985 16 Mar low	8.1405 24 Aug low	8.0940 14 Oct low	8.0314 18 Jun low	8.4489	8.4816	8.4683	20
	USD/NOK	→	8.6925 3 Mar high	8.6325 1 Mar low	8.6095 10 Mar high	8.5785 15 Mar high	8.4495	8.4415 16 Mar low	8.4190 200-day MA	8.3965 11 Mar low	8.3205 26 Oct low	8.5595	8.6401	8.4156	40
	EUR/DKK	↘	7.4662 16-Feb YTD high	7.4647 24-Feb high	7.4635~ 7-9-Mar highs	7.4599 Tues high	7.4558	7.4550 Tues, Wed pm Y1	7.4545 Oct-15 low	7.4518 Jul-15 low	7.4515 May-15 low	7.4601	7.4620	7.4615	25
	NOK/SEK	↘	0.9928 11 Mar high	0.9859 15 Mar high	0.9796 10 Mar low	0.9750 16 Mar high	0.9727	0.9670 16 Mar low	0.9613 21 Jan low	0.9600 figure	0.9517 7 Jan low	0.9854	0.9800	1.0056	38
Majors	EUR/USD	↗	1.1411 13 Oct high	1.1376 11 Feb high	1.1310 trendline from Aug	1.1242 16 Mar high	1.1219	1.1190 intraday level	1.1125 15 Mar high	1.1058 8 Mar high	1.1042 200-day MA	1.1035	1.1017	1.1041	69
	USD/JPY	↘	114.45 10 Mar high	114.14 15 Mar high	113.82 16 Mar high	112.96 intraday high	112.01	111.65 intraday level	110.99 11 Feb low	110.65 congestion	110.09 1 Oct 14 high	113.10	115.39	120.21	35
	EUR/GBP	↗	.7955 17 Dec 14 high	.7929 25 Feb high	.7898 11 Feb high	.7886 16 Mar high	0.7880	.7790 intraday level	.7736 14 Mar low	.7691 2 Mar low	.7652 10 Mar low	0.7798	0.7711	0.7328	65
	GBP/USD	→	1.4516 16 Feb high	1.4437 11 Mar high	1.4400 14 Mar high	1.4306 15 Mar high	1.4237	1.4197 intraday level	1.4135 intraday level	1.4053 16 Mar low	1.4033 3 Mar low	1.4148	1.4286	1.5076	51
	USD/CHF	↘	0.9940 9 Mar low	0.9914 16 Mar high	0.9850 intraday level	0.9799 200-day MA	0.9773	0.9750 16 Mar low	0.9695 9 Feb low	0.9661 11 Feb low	0.9612 21 Oct high	0.9907	0.9961	0.9795	31
	EUR/JPY	↗	129.05 50%Jan/Feb dow	128.17 16 Feb high	127.29 11 Mar high	126.71 intraday high	125.68	125.10 15 Mar low	124.89 9 Mar high	123.65 10 Mar low	123.06 9 Mar low	124.82	127.11	132.71	50
	EUR/CHF	→	1.1096 8 Feb high	1.1061 17 Feb high	1.1023 10 Mar high	1.0992 14 Mar high	1.0965	1.0935 11 Mar low	1.0893 10 Mar low	1.0851 4 Mar low	1.0810 29 Feb low	1.0934	1.0976	1.0814	54
	AUD/USD	↗	.7772 24 Jun high	.7739 1 Jul high	.7679 23 Jun low	.7658 2 Jul high	0.7597	.7492 14 Mar low	.7445 15 Mar low	.7410 8 Mar low	.7385 Dec high	0.7352	0.7164	0.7241	71
	USD/CAD	→	1.3446 9 Mar high	1.3405 16 Mar high	1.3262 7 Mar low	1.3168 11 Mar low	1.3093	1.3038 3 Nov low	1.2969 21 Oct low	1.2936 20 Oct low	1.2895 19 Oct low	1.3418	1.3815	1.3329	32
	NZD/USD	↗	.6883 29 Dec high	.6821 4 Mar high	.6800 figure	.6781 intraday high	0.6771	.6700 figure	.6650 intraday level	.6619 10 Mar low, 200-t	.6576 16 Mar low	0.6687	0.6605	0.6615	58
	EUR/CAD	→	1.5390 19-Feb high	1.5265 24-Feb high	1.5145 25-Feb high	1.5015 10-Mar high	1.4693	1.4660 11-Mar low	1.4525 1-Mar low	1.4380 10-Mar low	1.4225 1-Dec high	1.4808	1.5220	1.4713	43
	GBP/JPY	→	163.41 intraday level	162.95 15 Mar high	161.94 intraday level	161.56 intraday level	159.67	158.74 2 Mar low	158.56 26 Feb high	156.21 29 Feb/1 Mar low	155.79 25 Feb low	160.01	164.88	181.39	41
EM	USD/CNH	↘	6.5298 4 Mar high	6.5255 16 Mar high	6.5050 intraday level	6.4974 7 Mar low	6.4934	6.4800 14 Mar low	6.4720 11 Mar low	6.4687 50% of 6.1863-6.7	6.4549 3 Dec high	6.5176	6.5555	6.4203	41
	USD/ZAR	↗	16.970 18-Jan high	16.650 26-Jan high	16.440 3-Feb high	16.310 26-Feb high	15.722	15.6278 intraday level	15.025 10-Mar low	14.790 16-Dec low	14.490 30-Nov high	15.515	15.933	14.158	53
	USD/BRL	→	3.9440 50-day MA	3.8950 100-day MA	3.8380 29 Dec low	3.8360 intraday high	3.7408	3.7170 200-day MA	3.6000 50-week MA	3.5710 11 Mar low	3.5000 H&S target	3.8271	3.9379	3.7233	44
	USD/MXN	↘	18.620 10 Feb low	18.394 18 Feb high	18.225 50-day MA	17.989 16 Mar high	17.597	17.468 14 Dec high	17.327 1 Jun low	17.158 29 Dec low	16.901 16 Dec low	17.918	18.212	16.950	36
	EUR/PLN	↘	4.3770 29-Feb high	4.3700 20 15 high, st-Feb	4.3455 10-Mar high	4.3120 2-Mar low	4.2847	4.2690 Mon low	4.2600 1-Jan high/ gap lo	4.2535 1-Jan YTD low	4.2240 30-Dec-15 low	4.3288	4.3840	4.2628	34
	EUR/CZK	→	27.19~ 1-Oct high	27.140 Oct high	27.131 11-Feb YTD high	27.08~ fr 26-Feb highs	27.048	27.00-3 Nov-Feb high vol	26.960 Feb low	26.949 Dec-15/ last year l	26.914 8-Nov-13 low	27.032	27.022	27.057	56
	EUR/HUF	↗	316.35 20-Jan high	314.65 28-Jan high	312.95~ 9 & 11-Feb highs	311.50~ fr mid-Feb highs	311.10	308.45 10-Mar low	307.30 4-Mar low	306.72 start Aug-15 lows	306.48 22-Feb YTD low	309.62	311.27	311.92	57
	EUR/TRY	→	3.3420 11-Feb high	3.3145 18-Feb high	3.2830 22-Feb high	3.2705 29-Feb high	3.2150	3.1640 3-Mar low	3.1380 18-Dec low	3.1175 10-Mar low	3.0775 2-Dec high	3.2155	3.2541	3.1906	50
	USD/PLN	↘	3.9828 50-day MA	3.9655 100-day MA	3.9112 08 Mar low	3.8599 200-day MA	3.8176	3.8165 16 Mar low	3.8110 projection	3.8000 break level	3.7500 projection	3.9241	3.9809	3.8633	22
	USD/RUB	↘	77.55 24 Feb high	76.40 end Feb highs	75.82 50-day MA	71.80 100-day MA	69.29	68.78 11 Mar low	68.00 figure	67.94 Nov-15 high	66.70 200-day MA	72.92	75.91	67.01	32
Other Markets	S&P 500 Futures	→	2105 May-15 high	2068 30 Dec high	2036 04 Jan high	2021 16 Mar high	2019	1998 200-day MA	1939 13 Jan high	1877 24 Feb low	1800 figure	1977	1926	2005	74
	DAX Futures	↗	11000 figure	10693 gap break	10165 13 Jan high	10120 break level	9984	9395 10 Mar low	9000 gap break	8690 11 Feb low	8350 early-Oct-14 low	9638	9563	10431	63
	US 10y Futures	→	132-20+ 11 Feb high	131-14 24 Feb high	130-27 01 Mar high	129-26 17 Feb low	129.06	128-06+ 11 Mar low	128-02 break level	128-01+ 16 Mar low	128-00 figure	129.94	129.57	127.12	44
	Bund Futures	→	165.00 ABC move	164.00 29-Feb high	163.40 10-Mar high	162.22 14-Mar high	161.50	160.81 10-Mar low	160.40 1-Feb low	160.02 29-Jan low, gap	159.21 21-Jan high	162.77	162.69	158.02	37
	WTI Oil Futures	→	41.01 15 Dec high	40.50 04 Jan high	40.00 figure	39.02 11 Mar high	38.97	35.96 15 Mar low	33.71 50-day MA	32.40 24 Feb high	30.56 24 Feb low	35.42	33.71	45.64	66



Strong uptrend



Weak uptrend or higher in range



Sideways or in range



Weak downtrend or lower in range



Strong downtrend

Danske Technical Update

Published - 17 March 2016 05:49

Powered by 4CAST
4castweb.com

Danske Bank



NOK, SEK opening updates			
	1 day view	Resistance	Support
EUR/NOK		9.6475	9.4625
		9.6200	9.4000
		9.5710	9.3765
		9.5280	9.3170
EUR/SEK		9.3515	9.2060
		9.3143	9.1454
		9.2897	9.1220
		9.2590	9.1000
USD/NOK		8.6925	8.4415
		8.6325	8.4190
		8.6095	8.3965
		8.5785	8.3205
USD/SEK		8.3500	8.1985
		8.3395	8.1405
		8.3030	8.0940
		8.2445	8.0314

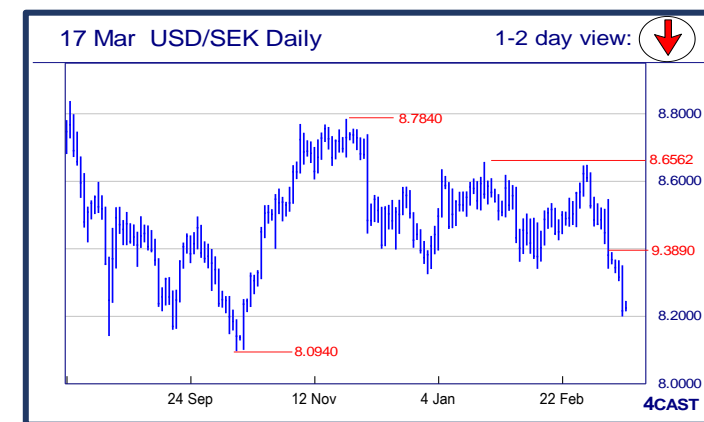
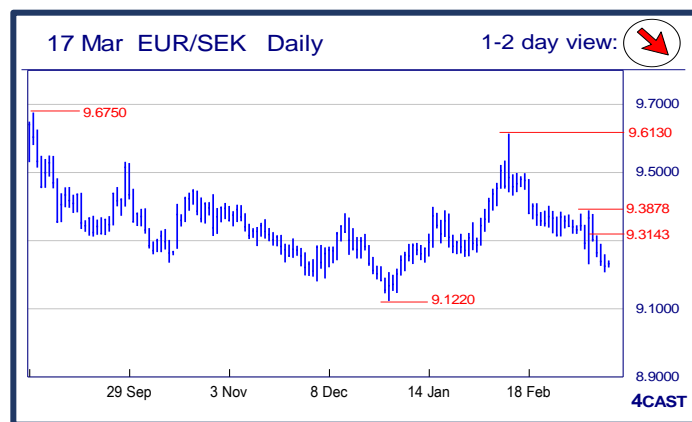
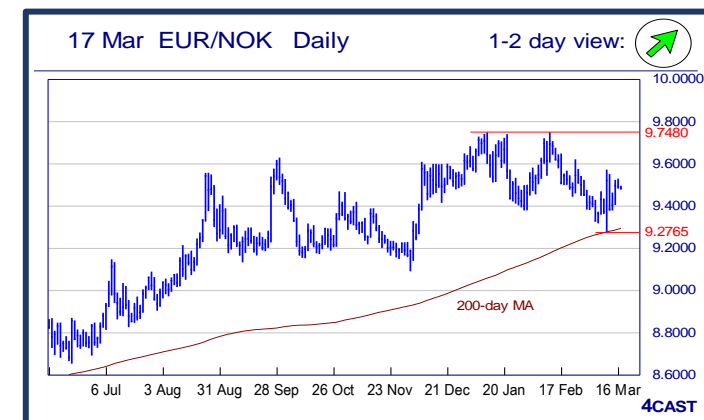
4cast

Strength checked at 9.5280 high but upside stays in focus and see scope to retest 9.5710 high. Clearance will see further strength to 9.6000 and 9.6200. Support now at 9.4625, failure to hold this will see return to 9.4000 and 9.3765. [P.L]

Bears sustaining downmove and need to stay below the 9.2897 resistance to keep shorts in play with move below 9.2060 support to trigger extension to 9.1454 ahead of 9.1220. Above 9.2897 to reverse current downmove to 9.3143 then 9.3515. WT

Rejection from 8.6055 high signals an outside range yesterday to reach 8.4415 low. Risk now seen for return to the 8.3965 low and where break will see resumption of the corrective pullback from 8.9940 high. [P.L]

Sharp decline last session boosting the bigger downmove from 8.6476 high and eyes lower and stronger support at 8.0940 and should keep intraday trade on a suppressive tone. Lift above 8.3030 hurdle to turn current decline around. [W.T]



Strong uptrend



Weak uptrend or higher in range



Sideways or in range



Weak downtrend or lower in range



Strong downtrend

Copyright and other intellectual property rights in the material in this document belong to 4CAST Limited and/or 4CAST Inc (4CAST). The material shall not, under any circumstances, be reproduced or distributed in whole or part without the prior written consent of 4CAST. The material in this document is based upon information which 4CAST considers to be reliable and the analysis and opinion in the material represents the view of 4CAST at the time of transmission (unless stated otherwise). Such analysis and opinion is subject to change without notice. The material is intended for use by parties knowledgeable and experienced in the financial sector and is only one source amongst others to be considered in carrying on their business or activity. ACCORDINGLY 4CAST MAKES NO REPRESENTATION OR WARRANTY EXPRESS OR IMPLIED STATUTORY OR OTHERWISE (INCLUDING BUT NOT LIMITED TO) THE ACCURACY OF THE MATERIAL IN THIS DOCUMENT OR THE FITNESS FOR PURPOSE AND ALL SUCH REPRESENTATIONS AND WARRANTIES ARE HEREBY EXPRESSLY EXCLUDED. 4CAST does not give or purport to give investment advice. Any action taken by users on the basis of material in this document is entirely at their own risk. Independent investment advice should be sought where appropriate. 4CAST website may link to or be linked to other Internet sites. 4CAST does not accept responsibility for the content of such other sites. 4CAST's terms and conditions of business apply to all fee-paying subscribers and trial users.

www.danskeresearch.com