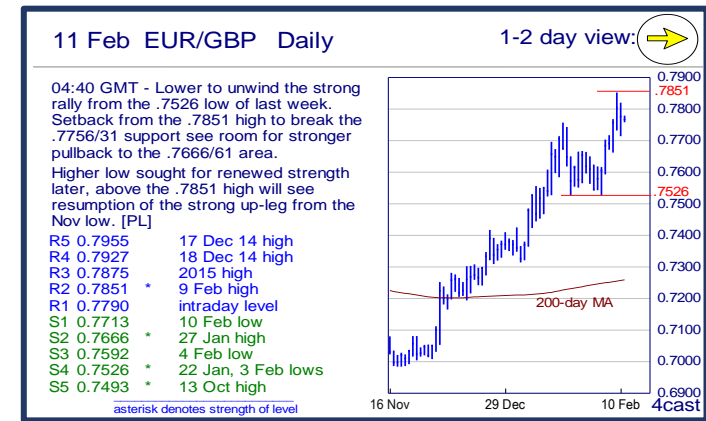
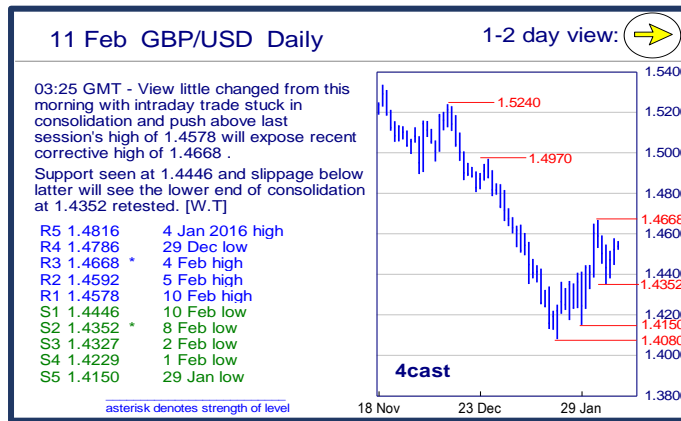
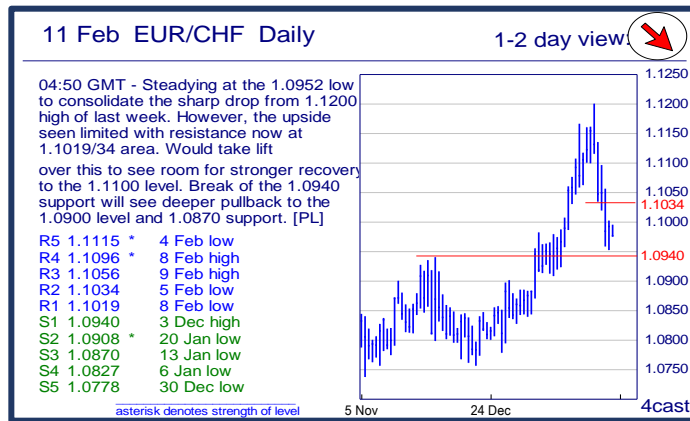
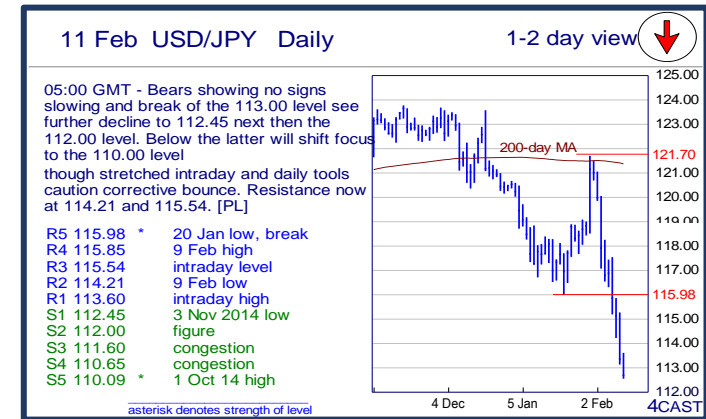
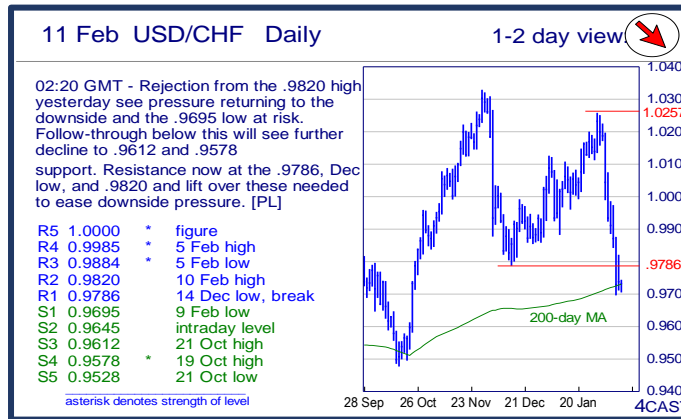
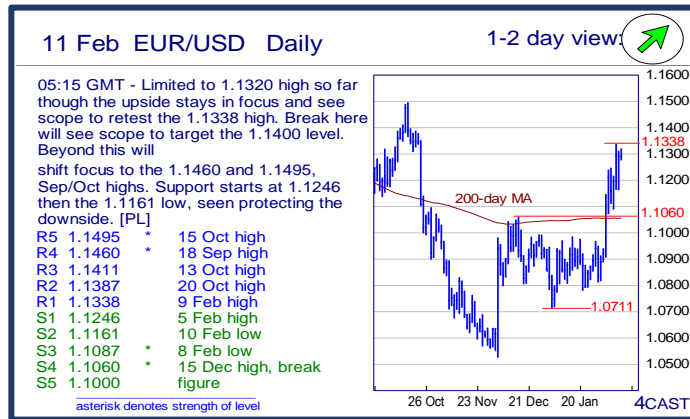


	Trends	Res 4	Res 3	Res 2	Res 1	Spot	Sup 1	Sup 2	Sup 3	Sup 4	MA20	MA50	MA200	RSI 9	
Scandies	EUR/SEK	→	9.5796	9.5488	8.5340	8.4986	9.4800	9.3982	9.3872	9.3530	9.3466	9.3580	9.2933	9.3458	68
	EUR/NOK	→	9.8000	9.7480	9.7195	9.6900	9.6338	9.5805	9.5420	9.5275	9.5000	9.5498	9.5541	9.1761	58
	USD/SEK	↘	8.6180	8.5825	8.5033	8.4576	8.3919	8.3237	8.2871	8.2643	8.2265	8.5058	8.4930	8.4546	37
	USD/NOK	↘	8.7460	8.6530	8.6255	8.5980	8.5324	8.5000	8.4465	8.4310	8.3205	8.6797	8.7302	8.3019	37
	EUR/DKK	→	7.47~	7.4685	7.4665	7.4655	7.4636	7.4610	7.4570	7.4568	7.4545	7.4634	7.4626	7.4614	52
	NOK/SEK	→	1.0000	0.9977	0.9930	0.9877	0.9823	0.9780	0.9766	0.9746	0.9729	0.9783	0.9713	1.0185	56
Majors	EUR/USD	↗	1.1460	1.1411	1.1387	1.1338	1.1289	1.1246	1.1161	1.1087	1.1060	1.0999	1.0939	1.1053	76
	USD/JPY	↘	115.85	115.54	114.21	113.60	112.66	112.45	112.00	111.60	110.65	117.49	119.21	121.34	20
	EUR/GBP	→	.7927	.7875	.7851	.7790	0.7767	.7713	.7666	.7592	.7526	0.7657	0.7470	0.7255	67
	GBP/USD	→	1.4786	1.4668	1.4592	1.4578	1.4532	1.4446	1.4352	1.4327	1.4229	1.4361	1.4645	1.5237	57
	USD/CHF	↘	0.9985	0.9884	0.9820	0.9786	0.9714	0.9695	0.9645	0.9612	0.9578	1.0022	0.9974	0.9726	22
	EUR/JPY	↘	130.91	130.06	129.10	128.50	127.22	127.00	126.79	126.17	126.10	129.21	130.39	134.11	29
	EUR/CHF	↘	1.1096	1.1056	1.1034	1.1019	1.0970	1.0940	1.0908	1.0870	1.0827	1.1025	1.0914	1.0749	38
	AUD/USD	↗	.7243	.7219	.7172	.7129	0.7092	.7038	.6974	.6957	.6919	0.7030	0.7118	0.7305	53
	USD/CAD	↘	1.4000	1.3977	1.3960	1.3953	1.3951	1.3800	1.3705	1.3625	1.3574	1.4107	1.3976	1.3177	47
	NZD/USD	↗	.6834	.6800	.6752	.6695	0.6669	.6600	.6560	.6509	.6450	0.6538	0.6645	0.6688	60
	EUR/CAD	→	1.6300	1.6200	1.6105	1.5875	1.5754	1.5335	1.5110	1.4955	1.4800	1.5518	1.5288	1.4559	68
GBP/JPY	↘	168.98	167.64	166.80	165.50	163.7400	163.68	161.79	160.85	160.41	168.7485	174.6512	184.9400	26	
EM	USD/CNH	↘	6.5918	6.5867	6.5678	6.5578	6.5408	6.5252	6.5142	6.5000	6.4687	6.5928	6.5739	6.3813	30
	USD/ZAR	↘	16.970	16.650	16.440	16.270	15.9000	15.270	15.055	14.790	14.490	16.2720	15.7872	13.7274	42
	USD/BRL	↘	4.1000	4.0280	4.0000	3.9530	3.9274	3.8430	3.8000	3.7700	3.7000	4.0043	3.9596	3.6254	43
	USD/MXN	→	19.660	19.250	19.000	18.985	18.972	18.472	18.000	17.844	17.716	18.466	17.776	16.608	71
	EUR/PLN	→	4.5975	4.5235	4.50~	4.4720	4.4085	4.3700	4.3695	4.3285	4.2680	4.4414	4.3593	4.2338	47
	EUR/CZK	→	27.19~	27.140	27.105	27.087	27.023	26.960	26.949	26.914	25.710	27.015	27.015	27.102	53
	EUR/HUF	↘	318.00	316.35	314.65	312.10	311.49	309.60	309.35	308.62	306.70	312.15	313.73	311.79	48
	EUR/TRY	→	3.4295	3.4000	3.3760	3.3545	3.3039	3.2410	3.1980	3.1635	3.1380	3.2717	3.2376	3.1566	61
	USD/PLN	↘	4.0481	4.0000	3.9884	3.9257	3.9006	3.9000	3.8750	3.8590	3.8400	4.0404	3.9862	3.8329	26
USD/RUB	↘	85.95	82.25	80.00	79.90	78.72	75.50	74.18	72.32	71.70	78.51	74.62	64.29	54	
Other Markets	S&P 500 Futures	→	1969	1953	1947	1885	1838	1838	1821	1804	1800	1882	1964	2020	32
	DAX Futures	↘	9800	9620	9467	9251	9025	8768	8700	8641	8350	9517	10140	10685	30
	US 10y Futures	→	135-15+	132-31	132.-17	132-00	131-27	130-24	129-22	128-00	127-19	129.57	127.71	126.61	87
	Bund Futures	→	167.00	166.00	165.25	165.23	164.48	163.72	162.70	161.55	161.13	157.92	159.71	157.28	57
	WTI Oil Futures	↘	34.82	33.60	30.61	29.25	26.99	26.65	26.00	25.00	23.31	30.58	35.05	48.36	30

	Trends	Res 4	Res 3	Res 2	Res 1	Spot	Sup 1	Sup 2	Sup 3	Sup 4	MA20	MA 50	MA 200	RSI 9	
Scandies	EUR/SEK	→	9.5796 26 Aug low	9.5488 1 Sep high	8.5340 10 Feb high	8.4986 intraday level	9.4800	9.3982 15 Jan high	9.3872 5 Feb low	9.3530 29 Jan high	9.3466 200-day MA	9.3580	9.2933	9.3458	68
	EUR/NOK	→	9.8000 figure	9.7480 12 Jan high	9.7195 9 Feb high	9.6900 intraday level	9.6338	9.5805 3 Feb high	9.5420 10 Feb low	9.5275 8 Feb low	9.5000 figure	9.5498	9.5541	9.1761	58
	USD/SEK	↘	8.6180 29 Jan high	8.5825 3 Feb high	8.5033 8 Feb high	8.4576 7 Jan low	8.3919	8.3237 29 Dec low	8.2871 21 Oct low	8.2643 20 Oct low	8.2265 19 Oct low	8.5058	8.4930	8.4546	37
	USD/NOK	↘	8.7460 2 Feb high	8.6530 8 Feb high	8.6255 9 Feb high	8.5980 10 Feb high	8.5324	8.5000 figure	8.4465 4 Feb low	8.4310 2 Nov low	8.3205 26 Oct low	8.6797	8.7302	8.3019	37
	EUR/DKK	→	7.47~ early Apr lows	7.4685 May-15 high	7.4665 24-Dec high	7.4655 20-1-Jan YTD high	7.4636	7.4610 last week low	7.4570 7-Jan low	7.4568 Dec-15 low	7.4545 Oct-15 low	7.4634	7.4626	7.4614	52
	NOK/SEK	→	1.0000 figure	0.9977 7 Dec high	0.9930 10 Feb high	0.9877 intraday level	0.9823	0.9780 9 Feb low	0.9766 2 Feb low	0.9746 25 Jan low	0.9729 22 Jan low	0.9783	0.9713	1.0185	56
Majors	EUR/USD	↗	1.1460 18 Sep high	1.1411 13 Oct high	1.1387 20 Oct high	1.1338 9 Feb high	1.1289	1.1246 5 Feb high	1.1161 10 Feb low	1.1087 8 Feb low	1.1060 15 Dec high, break	1.0999	1.0939	1.1053	76
	USD/JPY	↘	115.85 9 Feb high	115.54 intraday level	114.21 9 Feb low	113.60 intraday high	112.66	112.45 3 Nov 2014 low	112.00 figure	111.60 congestion	110.65 congestion	117.49	119.21	121.34	20
	EUR/GBP	→	.7927 18 Dec 14 high	.7875 2015 high	.7851 9 Feb high	.7790 intraday level	0.7767	.7713 10 Feb low	.7666 27 Jan high	.7592 4 Feb low	.7526 22 Jan, 3 Feb low	0.7657	0.7470	0.7255	67
	GBP/USD	→	1.4786 29 Dec low	1.4668 4 Feb high	1.4592 5 Feb high	1.4578 10 Feb high	1.4532	1.4446 10 Feb low	1.4352 8 Feb low	1.4327 2 Feb low	1.4229 1 Feb low	1.4361	1.4645	1.5237	57
	USD/CHF	↘	0.9985 5 Feb high	0.9884 5 Feb low	0.9820 10 Feb high	0.9786 14 Dec low, break	0.9714	0.9695 9 Feb low	0.9645 intraday level	0.9612 21 Oct high	0.9578 19 Oct high	1.0022	0.9974	0.9726	22
	EUR/JPY	↘	130.91 8 Feb high	130.06 3 Feb low, break	129.10 intraday level	128.50 intraday level	127.22	127.00 figure	126.79 7 Jan low	126.17 21 Jan low	126.10 2015 low	129.21	130.39	134.11	29
	EUR/CHF	↘	1.1096 8 Feb high	1.1056 9 Feb high	1.1034 5 Feb low	1.1019 8 Feb low	1.0970	1.0940 3 Dec high	1.0908 20 Jan low	1.0870 13 Jan low	1.0827 6 Jan low	1.1025	1.0914	1.0749	38
	AUD/USD	↗	.7243 4 Feb high	.7219 5 Feb high	.7172 intraday level	.7129 8 Feb high	0.7092	.7038 10 Feb low	.6974 9 Feb low	.6957 19 Jan high, break	.6919 26 Jan low	0.7030	0.7118	0.7305	53
	USD/CAD	↘	1.4000 figure	1.3977 08 Feb high	1.3960 09 Feb high	1.3953 50-day MA	1.3951	1.3800 break level	1.3705 05 Feb low	1.3625 early-Dec break	1.3574 100-day MA	1.4107	1.3976	1.3177	47
	NZD/USD	↗	.6834 16 Dec high	.6800 figure	.6752 5 Feb high	.6695 10 Feb high	0.6669	.6600 figure	.6560 21 Jan high, break	.6509 3 Feb low	.6450 1 Feb low	0.6538	0.6645	0.6688	60
	EUR/CAD	→	1.6300 figure	1.6200 figure	1.6105 20-Jan high	1.5875 21-Jan high	1.5754	1.5335 1-Feb high	1.5110 1-Feb low	1.4955 5-Jan low	1.4800 figure	1.5518	1.5288	1.4559	68
	GBP/JPY	↘	168.98 intraday level	167.64 10 Feb high	166.80 intraday level	165.50 intraday level	163.74	163.68 26 Nov 2013 low	161.79 18 Nov 2013 high	160.85 20 Nov 2013 low	160.41 19 Nov 2013 low	168.75	174.65	184.94	26
EM	USD/CNH	↘	6.5918 29 Jan low	6.5867 8 Feb high	6.5678 10 Feb high	6.5578 5 Feb low	6.5408	6.5252 22 Dec low	6.5142 16 Dec low	6.5000 figure	6.4687 50% of 6.1863-6.6	6.5928	6.5739	6.3813	30
	USD/ZAR	↘	16.970 18-Jan high	16.650 26-Jan high	16.440 3-Feb high	16.270 9-Feb high	15.900	15.270 30-Dec low	15.055 28-Dec low	14.790 16-Dec low	14.490 30-Nov high	16.272	15.787	13.727	42
	USD/BRL	↘	4.1000 break level	4.0280 break level	4.0000 figure	3.9530 50-day MA	3.9274	3.8430 04 Feb low	3.8000 break level	3.7700 projection	3.7000 Nov lows	4.0043	3.9596	3.6254	43
	USD/MXN	→	19.660 projection	19.250 projection	19.000 figure	18.985 projection	18.972	18.472 05 Feb high	18.000 break level	17.844 15 Jan low	17.716 50-day MA	18.466	17.776	16.608	71
	EUR/PLN	→	4.5975 Dec 2011 high	4.5235 Jan 2012 high	4.50~ fr mid-Jan highs	4.4720 Tues pm high	4.4085	4.3700 2-Feb low	4.3695 2015 high	4.3285 13-Jan low	4.2680 4-Jan low	4.4414	4.3593	4.2338	47
	EUR/CZK	→	27.19~ 1-Oct high	27.140 Oct high	27.105 3-Dec high	27.087 5-Feb high	27.023	26.960 Jan low	26.949 Dec-15/ last year l	26.914 8-Nov-13 low	25.710 7-Nov-13 low	27.015	27.015	27.102	53
	EUR/HUF	↘	318.00 Jul high, 11-Dec high	316.35 20-Jan high	314.65 last week high	312.10 2, 3-Feb highs	311.49	309.60 2-Feb YTD low	309.35 3-Dec low	308.62 20-Nov low	306.70 start Aug low	312.15	313.73	311.79	48
	EUR/TRY	→	3.4295 2-Oct high	3.4000 figure	3.3760 14-Oct high	3.3545 20-Jan high	3.3039	3.2410 8-Feb low	3.1980 1-Feb low	3.1635 4-Jan low	3.1380 18-Dec low	3.2717	3.2376	3.1566	61
	USD/PLN	↘	4.0481 03 Feb high	4.0000 figure	3.9884 50-day MA	3.9257 100-day MA	3.9006	3.9000 break level	3.8750 projection	3.8590 28 Dec low	3.8400 break level	4.0404	3.9862	3.8329	26
USD/RUB	↘	85.95 21 Jan high	82.25 26 Jan high	80.00 Dec '14 high; break	79.90 02, 03 Feb highs	78.72	75.50 04 Feb low	74.18 50-day MA	72.32 05 Jan low	71.70 2015 tops	78.51	74.62	64.29	54	
Other Markets	S&P 500 Futures	→	1969 50-day MA	1953 50% from Nov '15	1947 13 Jan high	1885 08 Feb high	1838	1838 10 Feb low	1821 08 Feb low	1804 20 Jan low	1800 figure	1882	1964	2020	32
	DAX Futures	↘	9800 break level	9620 04 Feb high	9467 05 Feb high	9251 break level	9025	8768 09 Feb low	8700 figure	8641 mid-Oct '14 low	8350 early-Oct '14 low	9517	10140	10685	30
	US 10y Futures	→	135-15+ Jul '12 contin high	132-31 9 May 13 high	132.-17 16 May 13 high	132-00 projection	131-27	130-24 03 Feb high	129-22 29 Jan high	128-00 break level	127-19 50-day MA	129.57	127.71	126.61	87
	Bund Futures	→	167.00 figure	166.00 figure	165.25 projection	165.23 9-Feb high	164.48	163.72 8-Feb low	162.70 29-Jan low, gap	161.55 26-Jan low	161.13 25-Jan low	157.92	159.71	157.28	57
	WTI Oil Futures	↘	34.82 28 Jan high	33.60 04 Feb high	30.61 04 Feb high	29.25 26 Jan low	26.99	26.65 Sep '03 contin low	26.00 figure	25.00 psychological lev	23.31 Jun 02 low	30.58	35.05	48.36	30



Strong uptrend



Weak uptrend or higher in range



Sideways or in range



Weak downtrend or lower in range

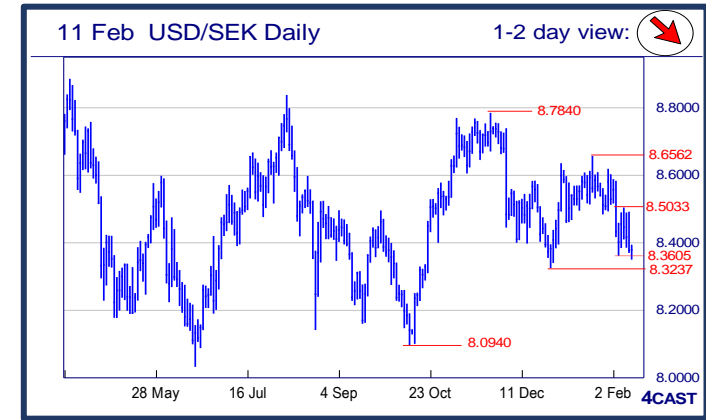
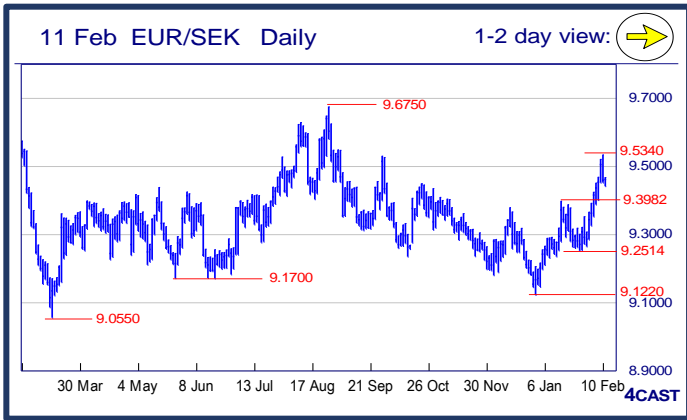


Strong downtrend



### NOK, SEK opening updates

	1 day view	Resistance	Support	4cast
EUR/NOK		9.8000	9.5805	Rejection from the 9.7195 high keep the 9.7390/9.7480 highs of Jan out of reach. Sustained break of the 9.5420 low will expose lower support at 9.5275 then the 9.5000 level. Resistance now at 9.6900 then the 9.7195 high. [P.L]
		9.7480	9.5420	
		9.7195	9.5275	
		9.6900	9.5000	
EUR/SEK		9.5796	9.3982	Finally the overbought condition seen on daily tools triggered a strong setback last session in the appearance of a Dark-cloud cover and poised for deeper setback to 9.3982/3872. Intraday gain should attract profit taking from longs. [W.T]
		9.5488	9.3872	
		8.5340	9.3530	
		8.4986	9.3466	
USD/NOK		8.7460	8.5000	Failure to sustain probes above the 8.6000 level see pressure returning to the 8.5000 level. Below this will expose the 8.4465 low of last week to retest. Resistance now at 8.6000 level and 8.6530 high of Mon. [P.L]
		8.6530	8.4465	
		8.6255	8.4310	
		8.5980	8.3205	
USD/SEK		8.6180	8.3237	Heavy tone of 1-week consolidation slowly cracking the 8.3605 support and poised for deeper move to strong support at 8.3237 and break of the latter will be an added boost on the downside. [W.T]
		8.5825	8.2871	
		8.5033	8.2643	
		8.4576	8.2265	



Strong uptrend   
 Weak uptrend or higher in range   
 Sideways or in range   
 Weak downtrend or lower in range   
 Strong downtrend

Copyright and other intellectual property rights in the material in this document belong to 4CAST Limited and/or 4CAST Inc (4CAST). The material shall not, under any circumstances, be reproduced or distributed in whole or part without the prior written consent of 4CAST. The material in this document is based upon information which 4CAST considers to be reliable and the analysis and opinion in the material represents the view of 4CAST at the time of transmission (unless stated otherwise). Such analysis and opinion is subject to change without notice. The material is intended for use by parties knowledgeable and experienced in the financial sector and is only one source amongst others to be considered in carrying on their business or activity. ACCORDINGLY 4CAST MAKES NO REPRESENTATION OR WARRANTY EXPRESS OR IMPLIED STATUTORY OR OTHERWISE (INCLUDING BUT NOT LIMITED TO) THE ACCURACY OF THE MATERIAL IN THIS DOCUMENT OR THE FITNESS FOR PURPOSE AND ALL SUCH REPRESENTATIONS AND WARRANTIES ARE HEREBY EXPRESSLY EXCLUDED. 4CAST does not give or purport to give investment advice. Any action taken by users on the basis of material in this document is entirely at their own risk. Independent investment advice should be sought where appropriate. 4CAST website may link to or be linked to other Internet sites. 4CAST does not accept responsibility for the content of such other sites. 4CAST's terms and conditions of business apply to all fee-paying subscribers and trial users.