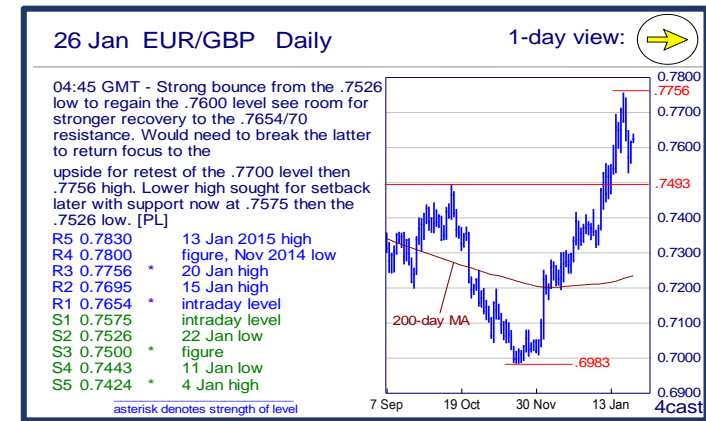
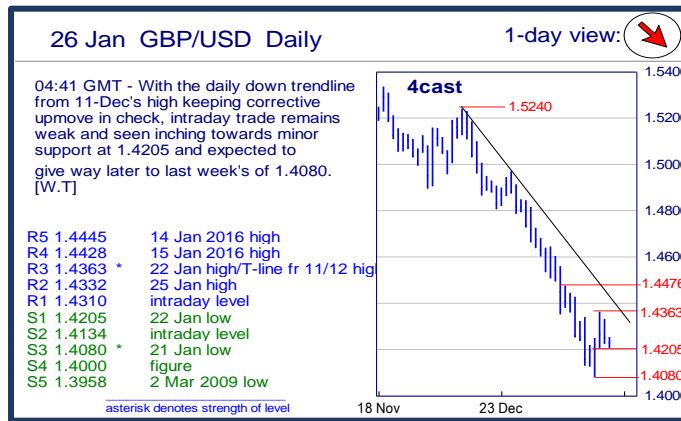
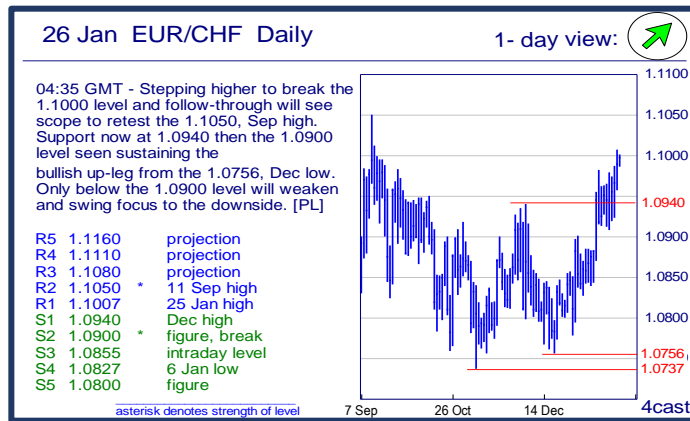
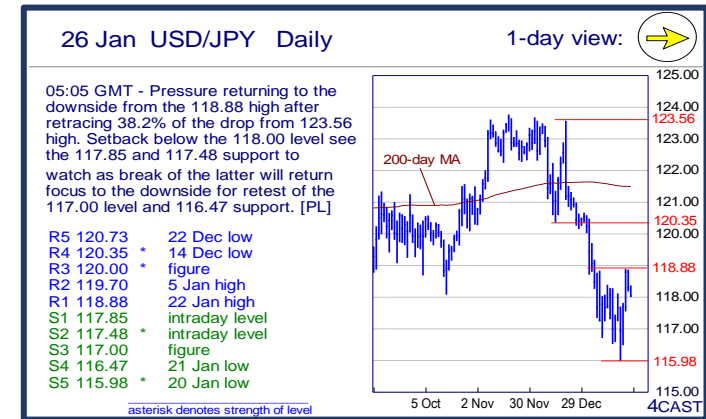
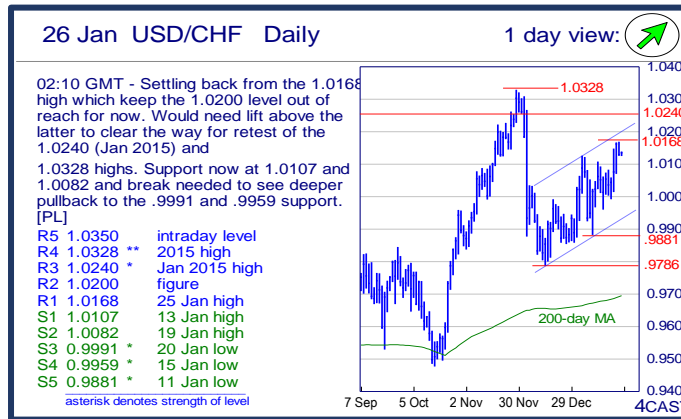
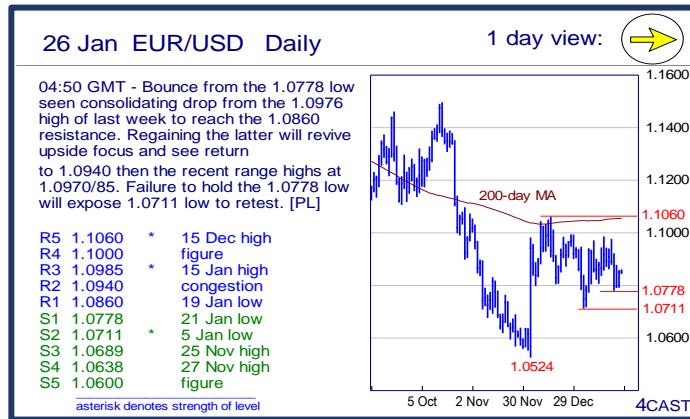


	Trends	Res 4	Res 3	Res 2	Res 1	Spot	Sup 1	Sup 2	Sup 3	Sup 4	MA20	MA50	MA200	RSI 9	
Scandies	EUR/SEK	→	9.3982	9.3880	9.3445	9.3163	9.2952	9.2524	9.2304	9.2066	9.1965	9.2732	9.2640	9.3436	51
	EUR/NOK	→	9.7105	9.6000	9.5790	9.5270	9.5037	9.4210	9.4135	9.3280	9.2370	9.6102	9.4762	9.1108	43
	USD/SEK	→	8.7383	8.7000	8.6562	8.6080	8.5682	8.5304	8.5125	8.4939	8.4576	8.5318	8.5474	8.4536	55
	USD/NOK	↘	8.9585	8.9210	8.8335	8.8095	8.7595	8.7100	8.6610	8.6290	8.6100	8.8393	8.7398	8.2437	44
	EUR/DKK	→	7.47~	7.4685	7.4665	7.4655	7.4619	7.4595	7.4570	7.4568	7.4545	7.4624	7.4618	7.4614	46
	NOK/SEK	→	0.9934	0.9878	0.9856	0.9840	0.9778	0.9729	0.9613	0.9600	0.9517	0.9635	0.9767	1.0259	61
Majors	EUR/USD	→	1.1000	1.0985	1.0940	1.0860	1.0848	1.0778	1.0711	1.0689	1.0638	1.0864	1.0837	1.1052	47
	USD/JPY	→	120.35	120.00	119.70	118.88	117.96	117.85	117.48	117.00	116.47	118.29	120.54	121.47	46
	EUR/GBP	→	.7800	.7756	.7695	.7654	0.7624	.7575	.7526	.7500	.7443	0.7518	0.7322	0.7232	61
	GBP/USD	↘	1.4428	1.4363	1.4332	1.4310	1.4224	1.4205	1.4134	1.4080	1.4000	1.4451	1.4804	1.5282	26
	USD/CHF	↗	1.0328	1.0240	1.0200	1.0168	1.0129	1.0107	1.0082	0.9991	0.9959	1.0035	1.0023	0.9691	64
	EUR/JPY	↗	129.67	129.09	128.76	128.56	127.99	127.42	126.79	126.17	126.10	128.49	130.61	134.23	42
	EUR/CHF	↗	1.1110	1.1080	1.1050	1.1007	1.0992	1.0940	1.0900	1.0855	1.0827	1.0906	1.0863	1.0709	76
	AUD/USD	→	.7132	.7097	.7049	.6981	0.6948	.6928	.6910	.6876	.6827	0.7029	0.7152	0.7352	41
	USD/CAD	↘	1.4600	1.4539	1.4427	1.4300	1.4294	1.4111	1.4100	1.4046	1.4000	1.4209	1.3835	1.3069	54
	NZD/USD	→	.6650	.6590	.6559	.6510	0.6450	.6411	.6381	.6348	.6289	0.6574	0.6640	0.6747	35
	EUR/CAD	↘	1.6105	1.5875	1.5675	1.5550	1.5509	1.5115	1.4955	1.4895	1.4800	1.5435	1.4994	1.4437	52
GBP/JPY	→	170.58	170.36	169.36	168.70	167.8400	167.08	166.05	164.46	163.99	170.9700	178.5230	185.6695	36	
EM	USD/CNH	→	6.6920	6.6525	6.6255	6.6193	6.6156	6.6000	6.5833	6.5730	6.5700	6.6088	6.5360	6.3584	57
	USD/ZAR	↘	17.300	17.200	17.100	16.970	16.5852	16.355	16.025	15.610	15.270	16.2805	15.3566	13.4875	61
	USD/BRL	↗	4.2480	4.2000	4.1950	4.1720	4.0852	4.0630	3.9100	3.8950	3.8000	4.0392	3.9167	3.5682	59
	USD/MXN	→	19.000	18.850	18.799	18.680	18.634	18.327	18.000	17.844	17.465	17.945	17.323	16.421	73
	EUR/PLN	→	4.6000	4.5975	4.5235	4.50~	4.4797	4.4299	4.4290	4.3985	4.3762	4.3822	4.3222	4.2097	70
	EUR/CZK	→	27.19~	27.140	27.105	27.080	26.997	26.960	26.949	26.914	25.710	27.012	27.016	27.125	45
	EUR/HUF	→	320.25	319.10	318.00	316.35	312.02	311.00	309.35	308.62	306.70	314.33	313.72	311.24	36
	EUR/TRY	↘	3.4000	3.3760	3.3545	3.3060	3.2815	3.2370	3.2040	3.1380	3.1175	3.2626	3.1926	3.1398	54
	USD/PLN	↗	4.2000	4.1950	4.1519	4.1453	4.1302	4.0581	4.0145	4.0000	3.9869	4.0347	3.9892	3.8116	73
USD/RUB	→	90.00	85.95	82.97	81.24	80.96	76.47	75.67	75.00	72.31	76.70	71.80	62.70	65	
Other Markets	S&P 500 Futures	↗	1983	1947	1907	1900	1864	1855	1824	1804	1800	1940	2006	2032	35
	DAX Futures	→	10119	10000	9943	9900	9736	9518	9217	9125	9000	10019	10508	10838	44
	US 10y Futures	→	129-18+	129-13	129-09+	129-08	128.77	128-02+	128-00	127-10	126-21	127.42	126.72	126.47	70
	Bund Futures	↗	163.75	163.00	162.00	161.94	159.01	161.13	160.66	159.87	159.36	157.92	158.09	156.87	60
	WTI Oil Futures	→	36.48	33.34	33.00	32.74	29.55	27.56	27.00	26.65	25.04	33.45	38.31	50.22	35

	Trends	Res 4	Res 3	Res 2	Res 1	Spot	Sup 1	Sup 2	Sup 3	Sup 4	MA20	MA 50	MA 200	RSI 9	
Scandies	EUR/SEK	→	9.3982 15 Jan high	9.3880 20 Jan high	9.3445 200-day MA	9.3163 22 Jan high	9.2952	9.2524 14 Jan low	9.2304 8 Jan low	9.2066 30 Dec high	9.1965 5 Jan low	9.2732	9.2640	9.3436	51
	EUR/NOK	→	9.7105 18 Jan high	9.6000 21 Jan high	9.5790 19 Jan low	9.5270 21 Jan low	9.5037	9.4210 25 Jan low	9.4135 17 Dec low	9.3280 3 Dec high	9.2370 4 Dec low	9.6102	9.4762	9.1108	43
	USD/SEK	→	8.7383 3 Dec high	8.7000 figure	8.6562 21 Jan high	8.6080 25 Jan high	8.5682	8.5304 22 Jan low	8.5125 20 Jan low	8.4939 14 Jan low	8.4576 7 Jan low	8.5318	8.5474	8.4536	55
	USD/NOK	↘	8.9585 21 Jan high	8.9210 18 Jan high	8.8335 17 Dec high	8.8095 22 Jan high	8.7595	8.7100 25 Jan low	8.6610 29 Dec low	8.6290 28 Dec low	8.6100 15 Dec low	8.8393	8.7398	8.2437	44
	EUR/DKK	→	7.47~ early Apr lows	7.4685 May-15 high	7.4665 24-Dec high	7.4655 20-1-Jan highs	7.4619	7.4595 22-Jan low	7.4570 7-Jan low	7.4568 Dec-15 low	7.4545 Oct-15 low	7.4624	7.4618	7.4614	46
	NOK/SEK	→	0.9934 12 Nov low	0.9878 8 Dec high	0.9856 17 Dec high	0.9840 22/25 Jan highs	0.9778	0.9729 22 Jan low	0.9613 21 Jan low	0.9600 figure	0.9517 7 Jan low	0.9635	0.9767	1.0259	61
Majors	EUR/USD	→	1.1000 figure	1.0985 15 Jan high	1.0940 congestion	1.0860 19 Jan low	1.0848	1.0778 21 Jan low	1.0711 5 Jan low	1.0689 25 Nov high	1.0638 27 Nov high	1.0864	1.0837	1.1052	47
	USD/JPY	→	120.35 14 Dec low	120.00 figure	119.70 5 Jan high	118.88 22 Jan high	117.96	117.85 intraday level	117.48 intraday level	117.00 figure	116.47 21 Jan low	118.29	120.54	121.47	46
	EUR/GBP	→	.7800 figure, Nov 2014 l	.7756 20 Jan high	.7695 15 Jan high	.7654 intraday level	0.7624	.7575 intraday level	.7526 22 Jan low	.7500 figure	.7443 11 Jan low	0.7518	0.7322	0.7232	61
	GBP/USD	↘	1.4428 15 Jan 2016 high	1.4363 22 Jan high/T-line	1.4332 25 Jan high	1.4310 intraday level	1.4224	1.4205 22 Jan low	1.4134 intraday level	1.4080 21 Jan low	1.4000 figure	1.4451	1.4804	1.5282	26
	USD/CHF	↗	1.0328 2015 high	1.0240 Jan 2015 high	1.0200 figure	1.0168 25 Jan high	1.0129	1.0107 13 Jan high	1.0082 19 Jan high	0.9991 20 Jan low	0.9959 15 Jan low	1.0035	1.0023	0.9691	64
	EUR/JPY	↗	129.67 Nov low	129.09 8 Jan high	128.76 14 Jan high	128.56 19 Jan high	127.99	127.42 22 Jan low	126.79 7 Jan low	126.17 21 Jan low	126.10 2015 low	128.49	130.61	134.23	42
	EUR/CHF	↗	1.1110 projection	1.1080 projection	1.1050 11 Sep high	1.1007 25 Jan high	1.0992	1.0940 Dec high	1.0900 figure, break	1.0855 intraday level	1.0827 6 Jan low	1.0906	1.0863	1.0709	76
	AUD/USD	→	.7132 5 Jan low	.7097 Dec low, break	.7049 13 Jan high	.6981 intraday level	0.6948	.6928 11 Jan low	.6910 14 Jan low	.6876 21 Jan low	.6827 15 Jan low	0.7029	0.7152	0.7352	41
	USD/CAD	↘	1.4600 break level	1.4539 21 Jan high	1.4427 break level	1.4300 22 Jan high	1.4294	1.4111 22 Jan low	1.4100 figure	1.4046 07 Jan low	1.4000 break level	1.4209	1.3835	1.3069	54
	NZD/USD	→	.6650 intraday level	.6590 13 Jan high	.6559 21 Jan high	.6510 intraday level	0.6450	.6411 21 Jan low	.6381 15 Jan low	.6348 20 Jan low	.6289 29 Sep low	0.6574	0.6640	0.6747	35
	EUR/CAD	↘	1.6105 20-Jan high	1.5875 21-Jan high	1.5675 19-Jan low	1.5550 24-Aug 15 high	1.5509	1.5115 5-Jan high	1.4955 5-Jan low	1.4895 11-Dec low	1.4800 figure	1.5435	1.4994	1.4437	52
GBP/JPY	→	170.58 15 Jan 2016 high	170.36 22 Jan high	169.36 intraday level	168.70 intraday level	167.84	167.08 22 Jan low	166.05 intraday level	164.46 21 Jan low	163.99 20 Jan low	170.97	178.52	185.67	36	
EM	USD/CNH	→	6.6920 8 Jan high	6.6525 8 Jan low, break	6.6255 14 Jan high	6.6193 21 Jan high	6.6156	6.6000 21 Jan low	6.5833 19 Jan low	6.5730 18 Jan low	6.5700 T-line fr 30/10 low	6.6088	6.5360	6.3584	57
	USD/ZAR	↘	17.300 figure	17.200 figure	17.100 figure	16.970 18-Jan high	16.585	16.355 13-Jan low	16.025 11-Dec high	15.610 6-Jan low	15.270 30-Dec low	16.280	15.357	13.488	61
	USD/BRL	↗	4.2480 24 Sep high	4.2000 break level	4.1950 projection	4.1720 21 Jan high	4.0852	4.0630 30 Sep high	3.9100 50-day MA	3.8950 100-day MA	3.8000 break level	4.0392	3.9167	3.5682	59
	USD/MXN	→	19.000 figure	18.850 projection	18.799 21 Jan high	18.680 break level	18.634	18.327 15 Jan high	18.000 break level	17.844 15 Jan low	17.465 break level	17.945	17.323	16.421	73
	EUR/PLN	→	4.6000 27-Apr-09 high	4.5975 Dec 2011 high	4.5235 Jan 2012 high	4.50~ fr mid-Jan highs	4.4797	4.4299 19-Jan low	4.4290 1-Jun-12 high	4.3985 Dec-2014 high	4.3762 12-Jan high	4.3822	4.3222	4.2097	70
	EUR/CZK	→	27.19~ 1-Oct high	27.140 Oct high	27.105 3-Dec high	27.080 21-Jan high	26.997	26.960 11-Dec low	26.949 Dec-15/ last year l	26.914 8-Nov-13 low	25.710 7-Nov-13 low	27.012	27.016	27.125	45
	EUR/HUF	→	320.25 Jan highs blw spik	319.10 12-Jan high	318.00 Jul high, 11-Dec hi	316.35 20-Jan high	312.02	311.00 7-Dec low	309.35 3-Dec low	308.62 20-Nov ow	306.70 start Aug low	314.33	313.72	311.24	36
	EUR/TRY	↘	3.4000 figure	3.3760 14-Oct high	3.3545 20-Jan high	3.3060 20-Jan low	3.2815	3.2370 22-Jan low	3.2040 6-Jan low	3.1380 18-Dec low	3.1175 27-Nov high	3.2626	3.1926	3.1398	54
	USD/PLN	↗	4.2000 figure	4.1950 break level	4.1519 21 Jan high	4.1453 22 Jan high	4.1302	4.0581 03 Dec high	4.0145 15 Jan low	4.0000 figure	3.9869 50-day MA	4.0347	3.9892	3.8116	73
USD/RUB	→	90.00 figure	85.95 21 Jan high	82.97 22 Jan high	81.24 21 Jan low	80.96	76.47 25 Jan low	75.67 31 Dec high	75.00 figure	72.31 break level	76.70	71.80	62.70	65	
Other Markets	S&P 500 Futures	↗	1983 break level	1947 13 Jan high	1907 19 Jan high	1900 figure	1864	1855 22 Jan low	1824 24 Aug low	1804 20 Jan low	1800 figure	1940	2006	2032	35
	DAX Futures	→	10119 Dec '15 low	10000 figure	9943 intraday level	9900 break level	9736	9518 break level	9217 Dec '14 low	9125 Nov '14 low	9000 figure	10019	10508	10838	44
	US 10y Futures	→	129-18+ 02 Oct high	129-13 break level	129-09+ 14 Oct high	129-08 20 Jan high	128.77	128-02+ 22 Jan low	128-00 break level	127-10 11 Dec high	126-21 50-day MA	127.42	126.72	126.47	70
	Bund Futures	↗	163.75 channel line	163.00 figure	162.00 figure	161.94 2+Jan high	159.01	161.13 M on low	160.66 last year's high	159.87 19-Jan low	159.36 11-Dec high	157.92	158.09	156.87	60
	WTI Oil Futures	→	36.48 21 Dec low	33.34 07 Jan low	33.00 07 Jan low	32.74 intraday high	29.55	27.56 20 Jan low	27.00 figure	26.65 Sep '03 contin low	25.04 Apr '03 contin lo	33.45	38.31	50.22	35

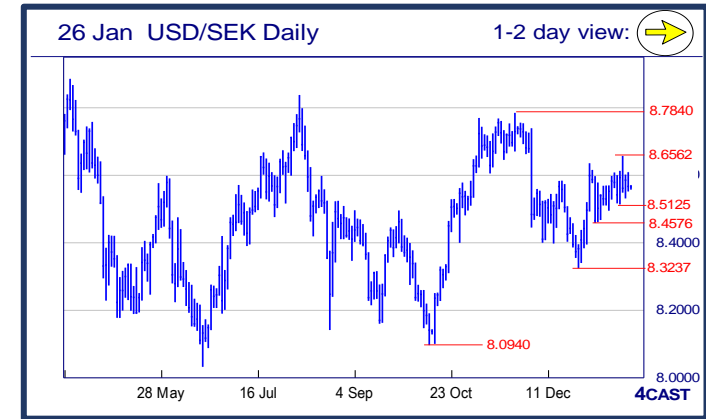
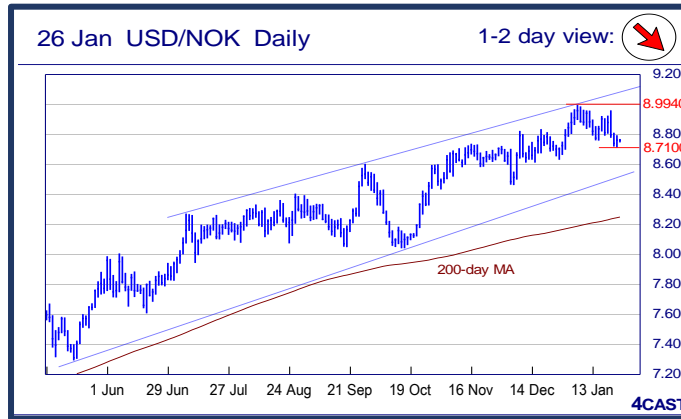
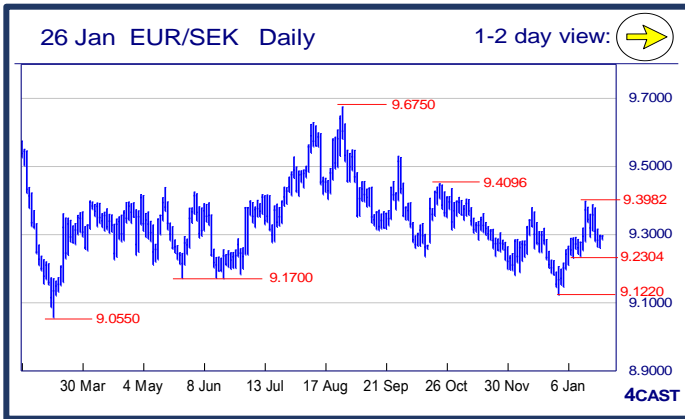


Strong uptrend    Weak uptrend or higher in range    Sideways or in range    Weak downtrend or lower in range    Strong downtrend



### NOK, SEK opening updates

	1 day view	Resistance	Support	4cast
EUR/NOK		9.7105 9.6000 9.5790 9.5270	9.4210 9.4135 9.3280 9.2370	Staging recovery from the 9.4210 low which is seen corrective of the sharp drop from 9.7390 high of last week. Recent lows at 9.5270 and 9.5790 now reverts to resistance. Lower high sought to further pressure the downside later. [P.L]
EUR/SEK		9.3982 9.3880 9.3445 9.3163	9.2524 9.2304 9.2066 9.1965	Recovery from last session's low of 9.2594 towards closing is easing downside pressure with trade now shifting into consolidation and only lift above the 9.3163 hurdle will help bulls regain upside footing. [W.T]
USD/NOK		8.9585 8.9210 8.8335 8.8095	8.7100 8.6610 8.6290 8.6100	Staging recovery from the 8.7100 low to consolidate the drop from 8.9585 high last week. Above the 8.8000 level see resistance at 8.8095 and 8.8335. Lower high sought to pressure the downside later. [P.L]
USD/SEK		8.7383 8.7000 8.6562 8.6080	8.5304 8.5125 8.4939 8.4576	View little changed from last session with consolidation extending and need to break out of the 8.5125-8.6562 band for stronger signals. Lift above the higher end will set the bigger upmove from 8.3237 low back in motion. [W.T]



Strong uptrend   
 Weak uptrend or higher in range   
 Sideways or in range   
 Weak downtrend or lower in range   
 Strong downtrend

Copyright and other intellectual property rights in the material in this document belong to 4CAST Limited and/or 4CAST Inc (4CAST). The material shall not, under any circumstances, be reproduced or distributed in whole or part without the prior written consent of 4CAST. The material in this document is based upon information which 4CAST considers to be reliable and the analysis and opinion in the material represents the view of 4CAST at the time of transmission (unless stated otherwise). Such analysis and opinion is subject to change without notice. The material is intended for use by parties knowledgeable and experienced in the financial sector and is only one source amongst others to be considered in carrying on their business or activity. ACCORDINGLY 4CAST MAKES NO REPRESENTATION OR WARRANTY EXPRESS OR IMPLIED STATUTORY OR OTHERWISE (INCLUDING BUT NOT LIMITED TO) THE ACCURACY OF THE MATERIAL IN THIS DOCUMENT OR THE FITNESS FOR PURPOSE AND ALL SUCH REPRESENTATIONS AND WARRANTIES ARE HEREBY EXPRESSLY EXCLUDED. 4CAST does not give or purport to give investment advice. Any action taken by users on the basis of material in this document is entirely at their own risk. Independent investment advice should be sought where appropriate. 4CAST website may link to or be linked to other Internet sites. 4CAST does not accept responsibility for the content of such other sites. 4CAST's terms and conditions of business apply to all fee-paying subscribers and trial users.