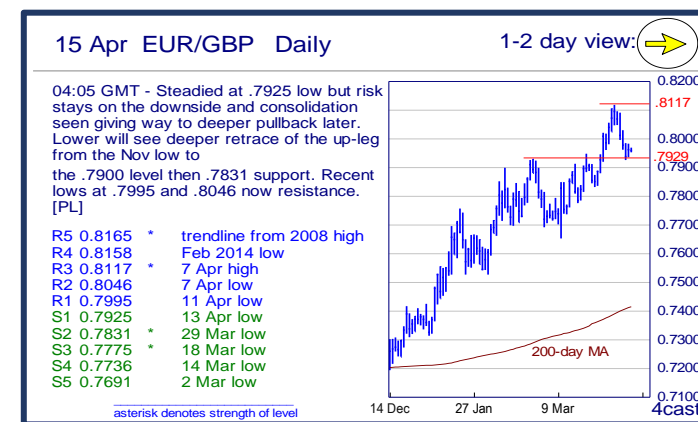
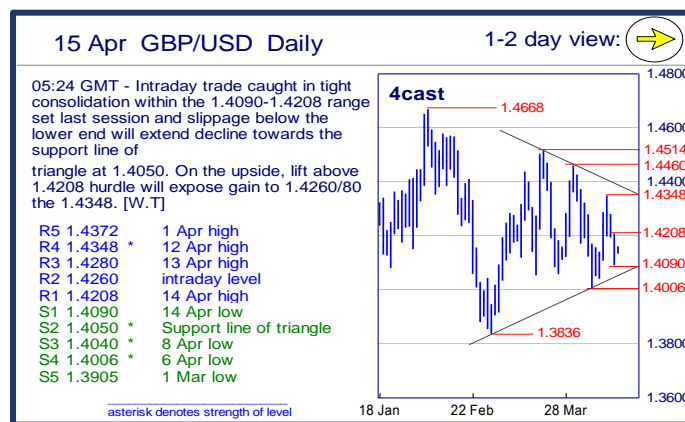
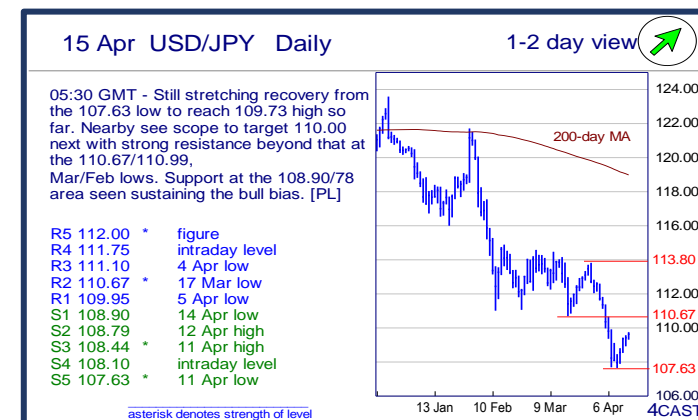
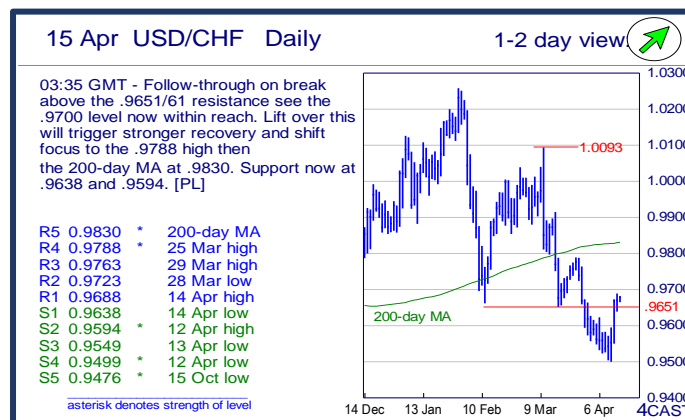
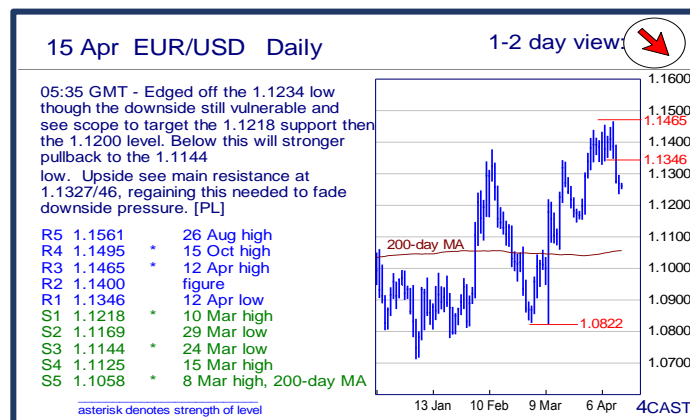


		Trends	Res 4	Res 3	Res 2	Res 1	Spot	Sup 1	Sup 2	Sup 3	Sup 4	MA20	MA50	MA200	RSI 9
Scandies	EUR/SEK	↘	9.3092	9.2640	9.2383	9.2157	9.1699	9.1454	9.1220	9.1000	9.0552	9.2433	9.3162	9.3469	32
	EUR/NOK	↘	9.4315	9.3950	9.3545	9.3315	9.2725	9.2530	9.2370	9.2000	9.1390	9.4162	9.4652	9.3550	26
	USD/SEK	→	8.3000	8.2613	8.2044	8.1847	8.1433	8.1125	8.0770	8.0316	8.0003	8.1755	8.3329	8.4558	44
	USD/NOK	→	8.4140	8.3800	8.3025	8.2565	8.2365	8.1665	8.1280	8.1080	8.0600	8.3264	8.4633	8.4614	39
	EUR/DKK	→	7.4570	7.4525~	7.4505	7.4450~	7.4407	7.44~	7.4388	7.4345	7.4290	7.4479	7.4557	7.4602	32
	NOK/SEK	↗	1.0027	1.0010	0.9962	0.9928	0.9873	0.9857	0.9830	0.9798	0.9736	0.9804	0.9829	0.9983	62
Majors	EUR/USD	↘	1.1495	1.1465	1.1400	1.1346	1.1256	1.1218	1.1169	1.1144	1.1125	1.1304	1.1180	1.1054	40
	USD/JPY	↗	111.75	111.10	110.67	109.95	109.63	108.90	108.79	108.44	108.10	110.89	112.33	118.95	42
	EUR/GBP	→	.8158	.8117	.8046	.7995	0.7955	.7925	.7831	.7775	.7736	0.7950	0.7852	0.7412	50
	GBP/USD	→	1.4348	1.4280	1.4260	1.4208	1.4147	1.4090	1.4050	1.4040	1.4006	1.4215	1.4235	1.4928	44
	USD/CHF	↗	0.9788	0.9763	0.9723	0.9688	0.9677	0.9638	0.9594	0.9549	0.9499	0.9640	0.9779	0.9826	58
	EUR/JPY	→	126.45	125.84	125.25	124.24	123.41	122.73	122.55	122.09	121.95	125.35	125.59	131.44	33
	EUR/CHF	→	1.0996	1.0954	1.0933	1.0913	1.0893	1.0860	1.0843	1.0810	1.0778	1.0901	1.0934	1.0862	47
	AUD/USD	↗	.7849	.7800	.7772	.7737	0.7695	.7660	.7619	.7570	.7528	0.7602	0.7415	0.7237	62
	USD/CAD	→	1.3353	1.3217	1.3000	1.2919	1.2814	1.2781	1.2744	1.2700	1.2633	1.3033	1.3329	1.3390	35
	NZD/USD	→	.7012	.6966	.6953	.6900	0.6882	.6824	.6791	.6760	.6718	0.6815	0.6734	0.6614	57
	EUR/CAD	↘	1.5030	1.4965	1.4800	1.4600	1.4430	1.4380	1.4225	1.4035	1.3805	1.4734	1.4903	1.4798	29
	GBP/JPY	→	158.45	156.67	155.76	155.38	155.1200	153.90	153.50	152.84	151.94	157.6365	159.9108	177.7642	41
EM	USD/CNH	↗	6.5317	6.5293	6.5200	6.5027	6.4949	6.4832	6.4677	6.4572	6.4443	6.4876	6.5061	6.4493	57
	USD/ZAR	↘	16.240	15.620	15.295	15.000	14.5472	14.490	14.240	14.000	13.885	14.9900	15.3398	14.4399	33
	USD/BRL	↘	3.7180	3.6922	3.6000	3.5630	3.4830	3.4607	3.4338	3.4000	3.3200	3.5950	3.7547	3.7724	32
	USD/MXN	↘	17.952	17.906	17.830	17.689	17.416	17.324	17.292	17.222	17.132	17.495	17.883	17.151	42
	EUR/PLN	→	4.3700	4.3520	4.3125	4.3010	4.2978	4.2950	4.2670	4.2245	4.2045	4.2672	4.3169	4.2720	59
	EUR/CZK	→	27.140	27.130	27.102	27.047	27.027	27.005	26.994	26.960	26.949	27.022	27.025	27.038	46
	EUR/HUF	→	319.10	318.00	315.00	312.95	310.93	310.25	309.20	307.30	306.72	312.26	310.79	311.81	42
	EUR/TRY	→	3.3145	3.2830	3.2705	3.2605	3.2112	3.1950	3.1640	3.1380	3.1175	3.2185	3.2324	3.2127	44
	USD/PLN	↗	3.8650	3.8645	3.8413	3.8353	3.8144	3.7644	3.7056	3.6850	3.6787	3.7748	3.8626	3.8671	60
	USD/RUB	↘	72.43	71.62	68.04	67.41	66.11	65.68	65.27	65.00	62.05	67.58	71.59	68.32	35
Other Markets	S&P 500 Futures	→	2100	2090	2080	2079	2076	2058	1995	1976	1932	1984	1927	2005	79
	DAX Futures	↗	11000	10693	10400	10165	10122	9828	9395	9000	8690	9878	9615	10303	66
	US 10y Futures	↗	131-14	131-10	131-01	130-23	130.09	130-06+	130-03	130-00	129-17	129.84	129.68	127.17	48
	Bund Futures	→	165.00	164.50	164.60	164.00	163.49	163.16	163.03	162.22	161.80	162.77	162.69	158.02	37
	WTI Oil Futures	↗	44.00	43.00	42.49	42.42	41.57	40.14	38.15	37.22	35.24	39.24	35.68	40.78	66

		Trends	Res 4	Res 3	Res 2	Res 1	Spot	Sup 1	Sup 2	Sup 3	Sup 4	MA20	MA 50	MA 200	RSI 9
Scandies	EUR/SEK	↘	9.3092 6 Apr high	9.2640 12 Apr high	9.2383 6 Apr low	9.2157 30/31mar lows	9.1699	9.1454 4 Jan low	9.1220 30 Dec low	9.1000 figure	9.0552 12 Mar 15 low	9.2433	9.3162	9.3469	32
	EUR/NOK	↘	9.4315 7 Apr low	9.3950 1Apr low	9.3545 200-day MA	9.3315 13 Apr high	9.2725	9.2530 14 Apr low	9.2370 4 Dec low	9.2000 figure	9.1390 12 Mar low	9.4162	9.4652	9.3550	26
	USD/SEK	→	8.3000 figure	8.2613 24 Mar low	8.2044 30 Mar high	8.1847 14 Apr high	8.1433	8.1125 14 Apr low	8.0770 13 Apr low	8.0316 12 Apr low	8.0003 14 Jan 15 low	8.1755	8.3329	8.4558	44
	USD/NOK	→	8.4140 28 Mar low	8.3800 5 Apr high	8.3025 18 Mar low	8.2565 11Apr high	8.2365	8.1665 13 Apr low	8.1280 12 Apr low	8.1080 20 Oct low	8.0600 16 Oct low	8.3264	8.4633	8.4614	39
	EUR/DKK	→	7.4570 mid-Mar highs	7.4525~ mid-2015 lows	7.4505 5-Apr high	7.4450~ fr 7-Apr highs	7.4407	7.44~ Feb-15 lows	7.4388 4, 5-Apr lows	7.4345 22-Jan-15 low	7.4290 Jan-15/ last yr low	7.4479	7.4557	7.4602	32
	NOK/SEK	↗	1.0027 4 Dec high	1.0010 7 Mar high	0.9962 10 Mar high	0.9928 11Mar high	0.9873	0.9857 14 Apr low	0.9830 12 Apr low	0.9798 8 Apr low	0.9736 28 Mar low	0.9804	0.9829	0.9983	62
Majors	EUR/USD	↘	1.1495 15 Oct high	1.1465 12 Apr high	1.1400 figure	1.1346 12 Apr low	1.1256	1.1218 10 Mar high	1.1169 29 Mar low	1.1144 24 Mar low	1.1125 15 Mar high	1.1304	1.1180	1.1054	40
	USD/JPY	↗	111.75 intraday level	111.10 4 Apr low	110.67 17 Mar low	109.95 5 Apr low	109.63	108.90 14 Apr low	108.79 12 Apr high	108.44 11Apr high	108.10 intraday level	110.89	112.33	118.95	42
	EUR/GBP	→	.8158 Feb 2014 low	.8117 7 Apr high	.8046 7 Apr low	.7995 11Apr low	0.7955	.7925 13 Apr low	.7831 29 Mar low	.7775 18 Mar low	.7736 14 Mar low	0.7950	0.7852	0.7412	50
	GBP/USD	→	1.4348 12 Apr high	1.4280 13 Apr high	1.4260 intraday level	1.4208 14 Apr high	1.4147	1.4090 14 Apr low	1.4050 Support line of tri	1.4040 8 Apr low	1.4006 6 Apr low	1.4215	1.4235	1.4928	44
	USD/CHF	↗	0.9788 25 Mar high	0.9763 29 Mar high	0.9723 28 Mar low	0.9688 14 Apr high	0.9677	0.9638 14 Apr low	0.9594 12 Apr high	0.9549 13 Apr low	0.9499 12 Apr low	0.9640	0.9779	0.9826	58
	EUR/JPY	→	126.45 4 Apr low	125.84 6 Apr high	125.25 5 Apr low	124.24 8 Apr high	123.41	122.73 14 Apr low	122.55 7 Apr low	122.09 1Mar low	121.95 50%2012/2014 u	125.35	125.59	131.44	33
	EUR/CHF	→	1.0996 17 Mar high	1.0954 31Mar high	1.0933 4 Apr high	1.0913 6 Apr high	1.0893	1.0860 8 Apr low	1.0843 7 Apr low	1.0810 29 Feb low	1.0778 30 Dec low	1.0901	1.0934	1.0862	47
	AUD/USD	↗	.7849 18 Jun high. 38.2%	.7800 figure	.7772 24 Jun high	.7737 14 Apr high	0.7695	.7660 intraday level	.7619 14 Apr low	.7570 intraday level	.7528 11Apr low	0.7602	0.7415	0.7237	62
	USD/CAD	→	1.3353 50-day MA	1.3217 05Apr high	1.3000 figure	1.2919 12 Apr high	1.2814	1.2781 intraday low	1.2744 13 Apr low	1.2700 break level	1.2633 Jun '15 high	1.3033	1.3329	1.3390	35
	NZD/USD	→	.7012 17 Jun high	.6966 31Mar high, 50%	.6953 13 Apr high	.6900 figure	0.6882	.6824 14 Apr low	.6791 11Apr low	.6760 5Apr low	.6718 29 Mar low	0.6815	0.6734	0.6614	57
	EUR/CAD	↘	1.5030 5-Apr high	1.4965 8-Apr high	1.4800 figure	1.4600 23-Mar low	1.4430	1.4380 10-Mar low	1.4225 1-Dec high	1.4035 3-Dec low	1.3805 Jul-15 low	1.4734	1.4903	1.4798	29
	GBP/JPY	→	158.45 22 Mar low	156.67 6 Apr high	155.76 13 Apr high	155.38 14 Apr high	155.12	153.90 14 Apr low	153.50 12 Apr low	152.84 intraday level	151.94 8 Apr low	157.64	159.91	177.76	41
EM	USD/CNH	↗	6.5317 26 Feb low	6.5293 25 Mar high	6.5200 29 Mar high	6.5027 30 Mar high	6.4949	6.4832 14 Apr low	6.4677 12 Apr low	6.4572 1Apr low	6.4443 18 Mar low/200-	6.4876	6.5061	6.4493	57
	USD/ZAR	↘	16.240 16-Mar high	15.620 28-Mar high	15.295 6-Apr high	15.000 figure	14.547	14.490 30-Nov high	14.240 3-Dec low	14.000 figure	13.885 20-Nov low	14.990	15.340	14.440	33
	USD/BRL	↘	3.7180 07 Apr high	3.6922 Nov '15 low	3.6000 break level	3.5630 13 Apr high	3.4830	3.4607 14 Apr low	3.4338 10 Aug '15 low	3.4000 break level	3.3200 Mar '15 high	3.5950	3.7547	3.7724	32
	USD/MXN	↘	17.952 17Feb low	17.906 50-day MA	17.830 11Apr high	17.689 08 Apr low	17.416	17.324 12 Apr low	17.292 04 Apr low	17.222 18 Mar low	17.132 200-day MA	17.495	17.883	17.151	42
	EUR/PLN	→	4.3700 20 15 high, st-Feb	4.3520 3-Mar high	4.3125 16-Mar high	4.3010 fr 7-Apr highs	4.2978	4.2950 mid-Mar high volr	4.2670 11 & 12-Apr lows	4.2245 30-Dec-15 lo. 4-A	4.2045 11-Nov-15 low	4.2672	4.3169	4.2720	59
	EUR/CZK	→	27.140 Oct high	27.130 11-Feb YTD high	27.102 fr 29-Feb highs	27.047 13 Apr high	27.027	27.005 13 Apr low	26.994 11Apr low	26.960 Feb low	26.949 Dec-15/ last year	27.022	27.025	27.038	46
	EUR/HUF	→	319.10 12-Jan YTD high	318.00 Jul high. 11-Dec hi	315.00 30, 31-Mar highs	312.95 8-Apr high	310.93	310.25 22-Mar low	309.20 21-Mar low	307.30 4-Mar low	306.72 start Aug-15 lows	312.26	310.79	311.81	42
	EUR/TRY	→	3.3145 19-Feb high	3.2830 22-Feb high	3.2705 29-Feb high	3.2605 8-Apr high	3.2112	3.1950 5-Apr low	3.1640 3-Mar low	3.1380 18-Dec low	3.1175 10-Mar low	3.2185	3.2324	3.2127	44
	USD/PLN	↗	3.8650 200-day MA	3.8645 50-day MA	3.8413 24 Mar high	3.8353 14 Apr high	3.8144	3.7644 13 Apr low	3.7056 01Apr low	3.6850 break level	3.6787 Oct '15 low	3.7748	3.8626	3.8671	60
	USD/RUB	↘	72.43 100-day MA	71.62 50-day MA	68.04 200-day MA	67.41 14 Apr high	66.11	65.68 30 Nov '15 low	65.27 50-week MA	65.00 break level	62.05 Nov '15 low	67.58	71.59	68.32	35
Other Markets	S&P 500 Futures	→	2100 figure	2090 02 Dec high	2080 break level	2079 intraday high	2076	2058 12 Apr high	1995 200-day MA	1976 50-day MA	1932 01Feb high	1984	1927	2005	79
	DAX Futures	↗	11000 figure	10693 gap break	10400 break level	10165 13 Jan high	10122	9828 gap break	9395 10 Mar low	9000 gap break	8690 11Feb low	9878	9615	10303	66
	US 10y Futures	↗	131-14 24 Feb high	131-10 break level	131-01 12 Apr high	130-23 13 Apr high	130.09	130-06+ 14 Apr low	130-03 break level	130-00 50-day MA	129-17 break level	129.84	129.68	127.17	48
	Bund Futures	→	165.00 ABC move	164.50 Trend top, MM	164.60 11-Apr high	164.00 figure	163.49	163.16 Yest. Low	163.03 31-Mar low	162.22 23-Mar low	161.80 16-Mar high, gap	162.77	162.69	158.02	37
	WTI Oil Futures	↗	44.00 break level	43.00 figure	42.49 figure	42.42 13 Apr high	41.57	40.14 28 Mar high	38.15 100-day MA	37.22 50-day MA	35.24 05 Apr low	39.24	35.68	40.78	66



Strong uptrend



Weak uptrend or higher in range



Sideways or in range



Weak downtrend or lower in range



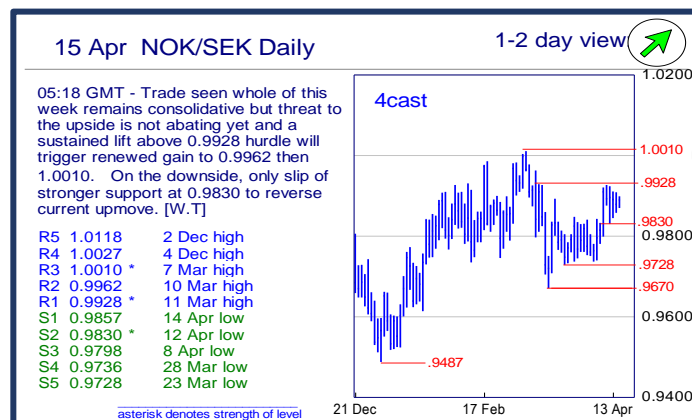
Strong downtrend

Danske Technical Update

Published - 15 April 2016 05:52

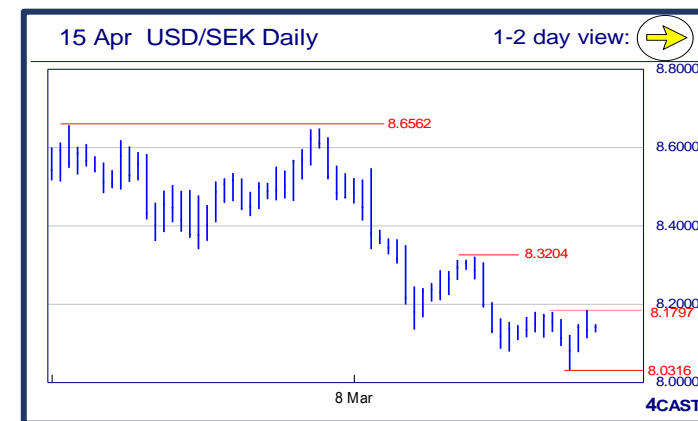
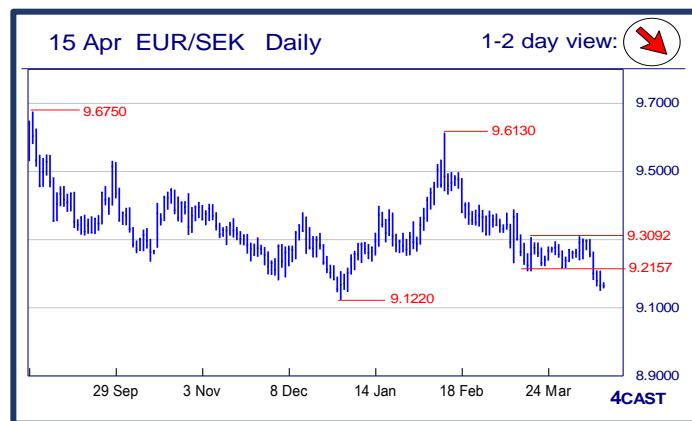
Powered by 4CAST
4castweb.com

Danske Bank



NOK, SEK opening updates

	1 day view	Resistance	Support	4cast
EUR/NOK		9.4315 9.3950 9.3545 9.3315	9.2530 9.2370 9.2000 9.1390	Failed to sustain bounce above the 9.3000 level and rejection from 9.3285 high saw break to fresh low at 9.2530. Further decline will target 9.2370 then the 9.2000 level. Resistance at : 9.3315 then the 200-day MA at 9.3545. [P.L]
EUR/SEK		9.3092 9.2640 9.2383 9.2157	9.1454 9.1220 9.1000 9.0552	Downmove from the beginning of this week still keeping pressure on the downside and weighed down by the negative crossing seen on daily MACD and slip of 9.1454 support will trigger extension to 9.1220 then 9.1000. [W.T]
USD/NOK		8.4140 8.3800 8.3025 8.2565	8.1665 8.1280 8.1080 8.0600	Recovery attempt stalled at 8.2975 high and rejection leaves a long upper wick and keep the 8.3000 level out of reach. Would need lift over the latter to trigger stronger recovery. Support now at 8.1665 and 8.1280. [P.L]
USD/SEK		8.3000 8.2613 8.2044 8.1847	8.1125 8.0770 8.0316 8.0003	Despite the push above 8.1797 resistance last session, lack of follow-through on the upside is settling prices back into consolidation and dip below last session's low of 8.1125 will expose setback to 8.0770 then 8.0316. [W.T]



Strong uptrend



Weak uptrend or higher in range



Sideways or in range



Weak downtrend or lower in range



Strong downtrend

Copyright and other intellectual property rights in the material in this document belong to 4CAST Limited and/or 4CAST Inc (4CAST). The material shall not, under any circumstances, be reproduced or distributed in whole or part without the prior written consent of 4CAST. The material in this document is based upon information which 4CAST considers to be reliable and the analysis and opinion in the material represents the view of 4CAST at the time of transmission (unless stated otherwise). Such analysis and opinion is subject to change without notice. The material is intended for use by parties knowledgeable and experienced in the financial sector and is only one source amongst others to be considered in carrying on their business or activity. ACCORDINGLY 4CAST MAKES NO REPRESENTATION OR WARRANTY EXPRESS OR IMPLIED STATUTORY OR OTHERWISE (INCLUDING BUT NOT LIMITED TO) THE ACCURACY OF THE MATERIAL IN THIS DOCUMENT OR THE FITNESS FOR PURPOSE AND ALL SUCH REPRESENTATIONS AND WARRANTIES ARE HEREBY EXPRESSLY EXCLUDED. 4CAST does not give or purport to give investment advice. Any action taken by users on the basis of material in this document is entirely at their own risk. Independent investment advice should be sought where appropriate. 4CAST website may link to or be linked to other Internet sites. 4CAST does not accept responsibility for the content of such other sites. 4CAST's terms and conditions of business apply to all fee-paying subscribers and trial users.

www.danske.com