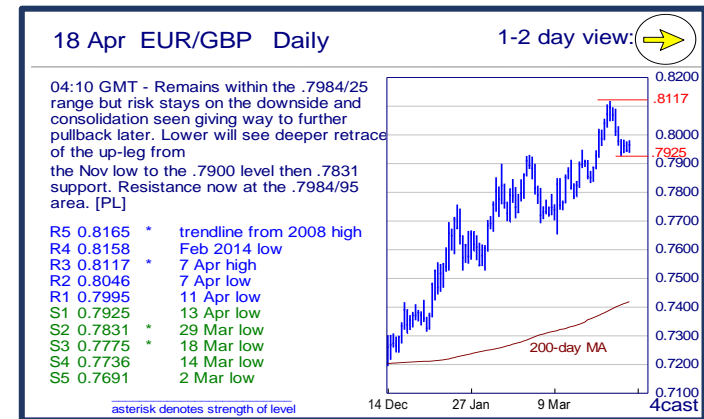
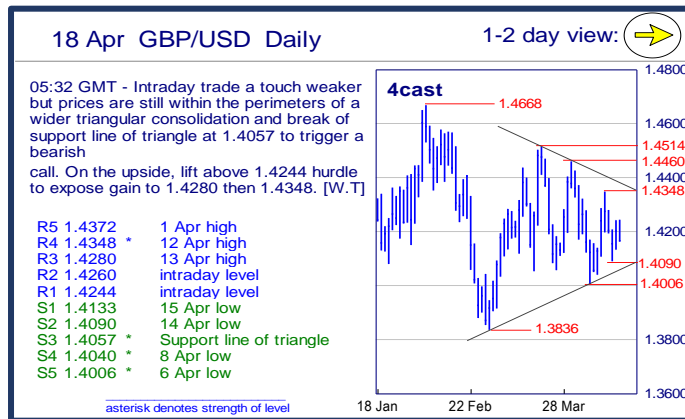
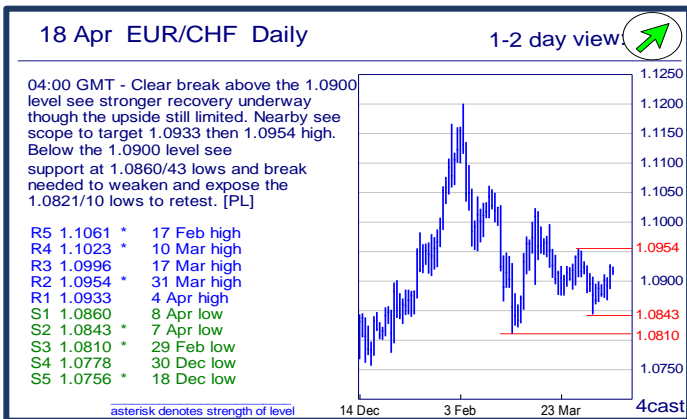
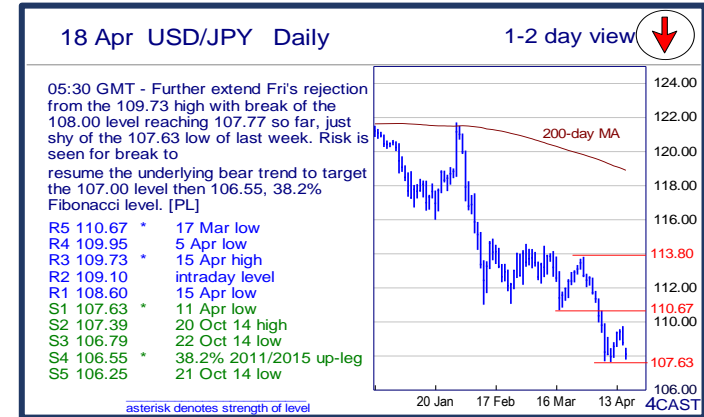
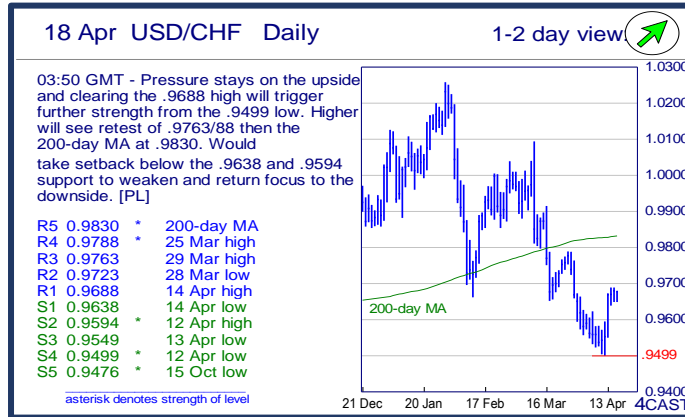
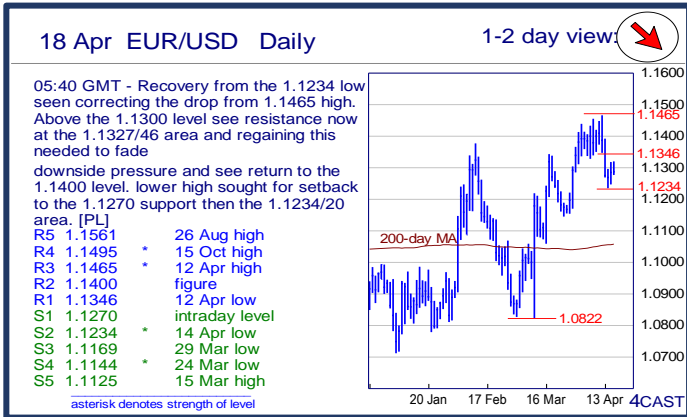


	Trends	Res 4	Res 3	Res 2	Res 1	Spot	Sup 1	Sup 2	Sup 3	Sup 4	MA20	MA50	MA200	RSI 9	
Scandies	EUR/SEK	→	9.3092	9.2640	9.2383	9.2157	9.1870	9.1487	9.1220	9.1000	9.0552	9.2400	9.3110	9.3462	37
	EUR/NOK	→	9.4925	9.4520	9.4315	9.4000	9.3605	9.3244	9.2800	9.2530	9.2370	9.4133	9.4612	9.3575	46
	USD/SEK	→	8.3000	8.2613	8.2044	8.1847	8.1389	8.1032	8.0770	8.0316	8.0003	8.1703	8.3266	8.4541	43
	USD/NOK	↗	8.4465	8.3965	8.3800	8.3385	8.2960	8.1995	8.1665	8.1280	8.1080	8.3210	8.4578	8.4626	50
	EUR/DKK	→	7.4570	7.4525~	7.4505	7.4450~	7.4404	7.44~	7.4388	7.4345	7.4290	7.4471	7.4553	7.4601	31
	NOK/SEK	↘	1.0010	0.9962	0.9928	0.9882	0.9798	0.9780	0.9736	0.9728	0.9707	0.9804	0.9828	0.9979	43
Majors	EUR/USD	↘	1.1495	1.1465	1.1400	1.1346	1.1284	1.1270	1.1234	1.1169	1.1144	1.1308	1.1183	1.1055	46
	USD/JPY	↓	109.95	109.73	109.10	108.60	108.03	107.63	107.39	106.79	106.55	110.65	112.16	118.87	28
	EUR/GBP	→	.8158	.8117	.8046	.7995	0.7962	.7925	.7831	.7775	.7736	0.7957	0.7856	0.7416	51
	GBP/USD	→	1.4348	1.4280	1.4260	1.4244	1.4169	1.4133	1.4090	1.4057	1.4040	1.4207	1.4231	1.4921	46
	USD/CHF	↗	0.9788	0.9763	0.9723	0.9688	0.9666	0.9638	0.9594	0.9549	0.9499	0.9638	0.9775	0.9827	56
	EUR/JPY	↓	124.00	123.57	123.05	122.60	121.90	121.45	120.95	120.00	119.11	125.12	125.42	131.37	22
	EUR/CHF	↗	1.1023	1.0996	1.0954	1.0933	1.0912	1.0860	1.0843	1.0810	1.0778	1.0903	1.0932	1.0864	53
	AUD/USD	→	.7800	.7772	.7737	.7681	0.7667	.7600	.7570	.7528	.7492	0.7607	0.7427	0.7239	57
	USD/CAD	→	1.3627	1.3332	1.3217	1.3000	1.2949	1.2778	1.2744	1.2700	1.2633	1.3026	1.3310	1.3392	47
	NZD/USD	→	.7012	.6966	.6953	.6930	0.6917	.6824	.6791	.6760	.6718	0.6825	0.6740	0.6615	61
	EUR/CAD	↘	1.5145	1.5030	1.4965	1.4800	1.4614	1.4375	1.4225	1.4035	1.3805	1.4730	1.4884	1.4801	45
GBP/JPY	↘	155.76	155.38	154.75	154.30	153.0700	151.94	151.66	151.66	151.50	157.2160	159.6158	177.5708	31	
EM	USD/CNH	→	6.5317	6.5293	6.5200	6.5005	6.4902	6.4812	6.4677	6.4572	6.4443	6.4874	6.5042	6.4506	54
	USD/ZAR	↘	16.240	15.620	15.295	15.000	14.6475	14.240	14.000	13.885	13.720	14.9623	15.3100	14.4510	39
	USD/BRL	↘	3.7700	3.7180	3.6922	3.5630	3.5325	3.4700	3.4560	3.4338	3.4000	3.5982	3.7560	3.7727	42
	USD/MXN	→	17.980	17.952	17.884	17.830	17.695	17.313	17.292	17.222	17.140	17.516	17.866	17.161	57
	EUR/PLN	→	4.3700	4.3520	4.3125	4.3010	4.2890	4.2670	4.2245	4.2045	4.1780	4.2684	4.3137	4.2728	55
	EUR/CZK	→	27.19~	27.140	27.130	27.102	26.992	26.988	27.975~	26.960	26.949	27.021	27.024	27.038	40
	EUR/HUF	→	319.10	318.00	315.00	312.95	310.43	310.25	309.20	307.30	306.72	312.24	310.78	311.81	38
	EUR/TRY	→	3.3145	3.2830	3.2705	3.2605	3.2197	3.1950	3.1640	3.1380	3.1175	3.2189	3.2326	3.2127	49
	USD/PLN	↗	3.8649	3.8615	3.8413	3.8353	3.8058	3.7644	3.7056	3.6850	3.6787	3.7748	3.8589	3.8672	56
USD/RUB	↘	74.50~	72.43	71.40	68.10	67.43	65.68	65.29	65.00	62.05	67.59	71.40	68.37	53	
Other Markets	S&P 500 Futures	→	2100	2090	2082	2080	2063	2058	1995	1980	1932	1984	1927	2005	79
	DAX Futures	→	11000	10693	10400	10165	10086	9828	9395	9000	8690	9883	9628	10298	63
	US 10y Futures	↗	132-00	131-14	131-10	131-01	130.28	130-10	130-06+	130-03	130-00	129.84	129.68	127.17	48
	Bund Futures	→	165.00	164.60	164.50	164.00	163.88	163.16	163.03	162.22	161.80	162.77	162.69	158.02	37
	WTI Oil Futures	→	44.00	43.00	42.49	42.42	38.59	37.32	35.24	30.00	29.85	39.14	35.80	40.68	46

Copyright and other intellectual property rights in the material in this document belong to 4CAST Limited and/or 4CAST Inc (4CAST). The material shall not, under any circumstances, be reproduced or distributed in whole or part without the prior written consent of 4CAST. The material in this document is based upon information which 4CAST considers to be reliable and the analysis and opinion in the material represents the view of 4CAST at the time of transmission (unless stated otherwise). Such analysis and opinion is subject to change without notice. The material is intended for use by parties knowledgeable and experienced in the financial sector and is only one source amongst others to be considered in carrying on their business or activity. ACCORDINGLY 4CAST MAKES NO REPRESENTATION OR WARRANTY EXPRESS OR IMPLIED STATUTORY OR OTHERWISE (INCLUDING BUT NOT LIMITED TO) THE ACCURACY OF THE MATERIAL IN THIS DOCUMENT OR THE FITNESS FOR PURPOSE AND ALL SUCH REPRESENTATIONS AND WARRANTIES ARE HEREBY EXPRESSLY EXCLUDED. 4CAST does not give or purport to give investment advice. Any action taken by users on the basis of material in this document is entirely at their own risk. Independent investment advice should be sought where appropriate. 4CAST website may link to or be linked to other Internet sites. 4CAST does not accept responsibility for the content of such other sites. 4CAST's terms and conditions of business apply to all fee-paying subscribers and trial users.

	Trends	Res 4	Res 3	Res 2	Res 1	Spot	Sup 1	Sup 2	Sup 3	Sup 4	MA20	MA 50	MA 200	RSI 9	
Scandies	EUR/SEK	→	9.3092 6 Apr high	9.2640 12 Apr high	9.2383 6 Apr low	9.2157 30/31Mar lows	9.1870	9.1487 14 Apr low	9.1220 30 Dec low	9.1000 figure	9.0552 12 Mar '15 low	9.2400	9.3110	9.3462	37
	EUR/NOK	→	9.4925 7 Apr high	9.4520 6 Apr low	9.4315 7 Apr low	9.4000 figure	9.3605	9.3244 15 Apr high	9.2800 intraday level	9.2530 14 Apr low	9.2370 4 Dec low	9.4133	9.4612	9.3575	46
	USD/SEK	→	8.3000 figure	8.2613 24 Mar low	8.2044 30 Mar high	8.1847 14 Apr high	8.1389	8.1032 15 Apr low	8.0770 13 Apr low	8.0316 12 Apr low	8.0003 14 Jan '15 low	8.1703	8.3266	8.4541	43
	USD/NOK	↗	8.4465 28 Mar low	8.3965 11 Mar low	8.3800 5 Apr high	8.3385 7 Apr high	8.2960	8.1995 14 Apr low	8.1665 13 Apr low	8.1280 12 Apr low	8.1080 20 Oct low	8.3210	8.4578	8.4626	50
	EUR/DKK	→	7.4570 mid-Mar highs	7.4525~ mid-20'15 lows	7.4505 5-Apr high	7.4450~ fr 7-Apr highs	7.4404	7.44~ Feb-'15 lows	7.4388 4, 5-Apr lows	7.4345 22-Jan-'15 low	7.4290 Jan-'15/ last yr low	7.4471	7.4553	7.4601	31
	NOK/SEK	↘	1.0010 7 Mar high	0.9962 10 Mar high	0.9928 11 Mar high	0.9882 intraday level	0.9798	0.9780 7 Apr low	0.9736 28 Mar low	0.9728 23 Mar low	0.9707 17 Mar low	0.9804	0.9828	0.9979	43
Majors	EUR/USD	↘	1.1495 15 Oct high	1.1465 12 Apr high	1.1400 figure	1.1346 12 Apr low	1.1284	1.1270 intraday level	1.1234 14 Apr low	1.1169 29 Mar low	1.1144 24 Mar low	1.1308	1.1183	1.1055	46
	USD/JPY	↘	109.95 5 Apr low	109.73 15 Apr high	109.10 intraday level	108.60 15 Apr low	108.03	107.63 11 Apr low	107.39 20 Oct 14 high	106.79 22 Oct 14 low	106.55 38.2%2011/2015	110.65	112.16	118.87	28
	EUR/GBP	→	.8158 Feb 2014 low	.8117 7 Apr high	.8046 7 Apr low	.7995 11 Apr low	0.7962	.7925 13 Apr low	.7831 29 Mar low	.7775 18 Mar low	.7736 14 Mar low	0.7957	0.7856	0.7416	51
	GBP/USD	→	1.4348 12 Apr high	1.4280 13 Apr high	1.4260 intraday level	1.4244 intraday level	1.4169	1.4133 15 Apr low	1.4090 14 Apr low	1.4057 Support line of tri	1.4040 8 Apr low	1.4207	1.4231	1.4921	46
	USD/CHF	↗	0.9788 25 Mar high	0.9763 29 Mar high	0.9723 28 Mar low	0.9688 14 Apr high	0.9666	0.9638 14 Apr low	0.9594 12 Apr high	0.9549 13 Apr low	0.9499 12 Apr low	0.9638	0.9775	0.9827	56
	EUR/JPY	↘	124.00 12 Apr high	123.57 15 Apr high	123.05 intraday level	122.60 15 Apr low, gap	121.90	121.45 18 Mar 13 low	120.95 intraday level	120.00 figure	119.11 Apr 2013 low	125.12	125.42	131.37	22
	EUR/CHF	↗	1.1023 10 Mar high	1.0996 17 Mar high	1.0954 31 Mar high	1.0933 4 Apr high	1.0912	1.0860 8 Apr low	1.0843 7 Apr low	1.0810 29 Feb low	1.0778 30 Dec low	1.0903	1.0932	1.0864	53
	AUD/USD	→	.7800 figure	.7772 24 Jun high	.7737 14 Apr high	.7681 15 Apr low	0.7667	.7600 figure	.7570 intraday level	.7528 11 Apr low	.7492 7 Apr low	0.7607	0.7427	0.7239	57
	USD/CAD	→	1.3627 100-day MA	1.3332 50-day MA	1.3217 05 Apr high	1.3000 figure	1.2949	1.2778 14 Apr low	1.2744 13 Apr low	1.2700 break level	1.2633 Jun '15 high	1.3026	1.3310	1.3392	47
	NZD/USD	→	.7012 17 Jun high	.6966 31 Mar high, 50%	.6953 13 Apr high	.6930 intraday high	0.6917	.6824 14 Apr low	.6791 11 Apr low	.6760 5 Apr low	.6718 29 Mar low	0.6825	0.6740	0.6615	61
	EUR/CAD	↘	1.5145 25-Feb high	1.5030 5-Apr high	1.4965 8-Apr high	1.4800 figure	1.4614	1.4375 13-Apr low	1.4225 1-Dec high	1.4035 3-Dec low	1.3805 Jul-'15 low	1.4730	1.4884	1.4801	45
GBP/JPY	↘	155.76 13 Apr high	155.38 14 Apr high	154.75 intraday level	154.30 intraday level	153.07	151.94 8 Apr low	151.66 7 Apr low	151.66 7 Apr low	151.50 29 Aug 2013 low	157.22	159.62	177.57	31	
EM	USD/CNH	→	6.5317 26 Feb low	6.5293 25 Mar high	6.5200 29 Mar high	6.5005 14 Apr high	6.4902	6.4812 15 Apr low	6.4677 12 Apr low	6.4572 1 Apr low	6.4443 18 Mar low/200-	6.4874	6.5042	6.4506	54
	USD/ZAR	↘	16.240 16-Mar high	15.620 28-Mar high	15.295 6-Apr high	15.000 figure	14.648	14.240 3-Dec low	14.000 figure	13.885 20-Nov low	13.720 4-Nov low	14.962	15.310	14.451	39
	USD/BRL	↘	3.7700 200-day MA	3.7180 07 Apr high	3.6922 Nov '15 low	3.5630 13 Apr high	3.5325	3.4700 intraday low	3.4560 14 Apr low	3.4338 10 Aug '15 low	3.4000 break level	3.5982	3.7560	3.7727	42
	USD/MXN	→	17.980 early-Mar highs	17.952 17 Feb low	17.884 50-day MA	17.830 11 Apr high	17.695	17.313 14 Apr low	17.292 04 Apr low	17.222 18 Mar low	17.140 200-day MA	17.516	17.866	17.161	57
	EUR/PLN	→	4.3700 20'15 high, st-Feb	4.3520 3-Mar high	4.3125 16-Mar high	4.3010 fr 7-Apr highs	4.2890	4.2670 11 & 12-Apr lows	4.2245 30-Dec-'15 lo, 4-A	4.2045 11-Nov-'15 low	4.1780 2-Sep-'15 low	4.2684	4.3137	4.2728	55
	EUR/CZK	→	27.19~ 1-Oct high	27.140 Oct high	27.130 11-Feb YTD high	27.102 fr 29-Feb highs	26.992	26.988 5-Apr low	27.975~ Mar lows	26.960 Feb low	26.949 Dec-'15/ last year	27.021	27.024	27.038	40
	EUR/HUF	→	319.10 12-Jan YTD high	318.00 Jul high, 11-Dec hi	315.00 30, 31-Mar highs	312.95 8-Apr high	310.43	310.25 22-Mar low	309.20 21-Mar low	307.30 4-Mar low	306.72 start Aug-'15 lows	312.24	310.78	311.81	38
	EUR/TRY	→	3.3145 19-Feb high	3.2830 22-Feb high	3.2705 29-Feb high	3.2605 8-Apr high	3.2197	3.1950 5-Apr low	3.1640 3-Mar low	3.1380 18-Dec low	3.1175 10-Mar low	3.2189	3.2326	3.2127	49
	USD/PLN	↗	3.8649 200-day MA	3.8615 50-day MA	3.8413 24 Mar high	3.8353 14 Apr high	3.8058	3.7644 13 Apr low	3.7056 01 Apr low	3.6850 break level	3.6787 Oct '15 low	3.7748	3.8589	3.8672	56
USD/RUB	↘	74.50~ Jan-Feb lows	72.43 100-day MA	71.40 50-day MA	68.10 200-day MA	67.43	65.68 30 Nov '15 low	65.29 50-week MA	65.00 break level	62.05 Nov '15 low	67.59	71.40	68.37	53	
Other Markets	S&P 500 Futures	→	2100 figure	2090 02 Dec high	2082 14 Apr high	2080 intraday high	2063	2058 12 Apr high	1995 200-day MA	1980 50-day MA	1932 01 Feb high	1984	1927	2005	79
	DAX Futures	→	11000 figure	10693 gap break	10400 break level	10165 13 Jan high	10086	9828 gap break	9395 10 Mar low	9000 gap break	8690 11 Feb low	9883	9628	10298	63
	US 10y Futures	↗	132-00 figure	131-14 24 Feb high	131-10 break level	131-01 12 Apr high	130.28	130-10 04 Apr low	130-06+ 14 Apr low	130-03 break level	130-00 50-day MA	129.84	129.68	127.17	48
	Bund Futures	→	165.00 ABC move	164.60 11-Apr high	164.50 Trend top, M M	164.00 figure	163.88	163.16 13-Apr low	163.03 31-Mar low	162.22 23-Mar low	161.80 16-Mar high, gap	162.77	162.69	158.02	37
	WTI Oil Futures	→	44.00 break level	43.00 figure	42.49 figure	42.42 13 Apr high	38.59	37.32 50-day MA	35.24 05 Apr low	30.00 figure	29.85 20 Jan low	39.14	35.80	40.68	46



Strong uptrend



Weak uptrend or higher in range



Sideways or in range



Weak downtrend or lower in range

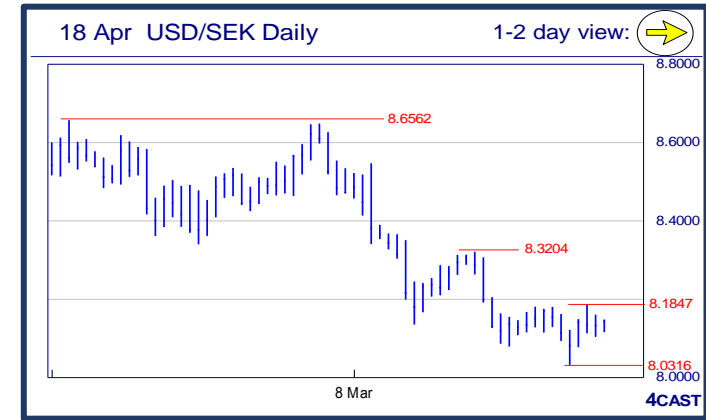
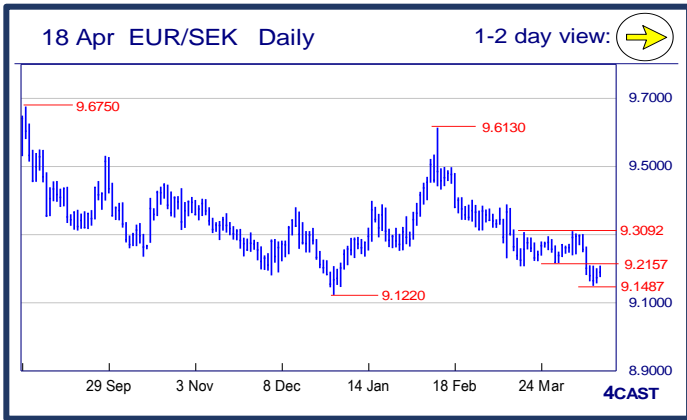


Strong downtrend



NOK, SEK opening updates

	1 day view	Resistance	Support	4cast
EUR/NOK		9.4925 9.4520 9.4315 9.4000	9.3244 9.2800 9.2530 9.2370	Bounce from the 9.2530 low to break the 9.3285 high triggers stronger recovery to retrace the drop from 9.5125 high. Above 9.4000 see resistance at 9.4315 and 9.4520. Lower high sought to further pressure the downside later. [P.L]
EUR/SEK		9.3092 9.2640 9.2383 9.2157	9.1487 9.1220 9.1000 9.0552	Higher in recovery mode and need to push above the 9.2157 resistance to expose room for stronger upmove. Failure to clear the latter and a downside break of 9.1487 support will revive broader decline from 9.3092 high. [W.T]
USD/NOK		8.4465 8.3965 8.3800 8.3385	8.1995 8.1665 8.1280 8.1080	Extending recovery from the 8.1280 low and break above the 8.3000 level triggers strength to target 8.3385 then the 8.4000 level. Support now at the 8.2000 level protecting the downside and break needed to see return to 8.1280 low. [P.L]
USD/SEK		8.3000 8.2613 8.2044 8.1847	8.1032 8.0770 8.0316 8.0003	Still in consolidation and need a sustained lift above the 8.1847 resistance to set tone for stronger rebound towards 8.2044 then 8.2613. Dip below 8.1032 support to weigh pressure towards 8.0770 then stronger 8.0316. [W.T]



Strong uptrend
 Weak uptrend or higher in range
 Sideways or in range
 Weak downtrend or lower in range
 Strong downtrend

Copyright and other intellectual property rights in the material in this document belong to 4CAST Limited and/or 4CAST Inc (4CAST). The material shall not, under any circumstances, be reproduced or distributed in whole or part without the prior written consent of 4CAST. The material in this document is based upon information which 4CAST considers to be reliable and the analysis and opinion in the material represents the view of 4CAST at the time of transmission (unless stated otherwise). Such analysis and opinion is subject to change without notice. The material is intended for use by parties knowledgeable and experienced in the financial sector and is only one source amongst others to be considered in carrying on their business or activity. ACCORDINGLY 4CAST MAKES NO REPRESENTATION OR WARRANTY EXPRESS OR IMPLIED STATUTORY OR OTHERWISE (INCLUDING BUT NOT LIMITED TO) THE ACCURACY OF THE MATERIAL IN THIS DOCUMENT OR THE FITNESS FOR PURPOSE AND ALL SUCH REPRESENTATIONS AND WARRANTIES ARE HEREBY EXPRESSLY EXCLUDED. 4CAST does not give or purport to give investment advice. Any action taken by users on the basis of material in this document is entirely at their own risk. Independent investment advice should be sought where appropriate. 4CAST website may link to or be linked to other Internet sites. 4CAST does not accept responsibility for the content of such other sites. 4CAST's terms and conditions of business apply to all fee-paying subscribers and trial users.