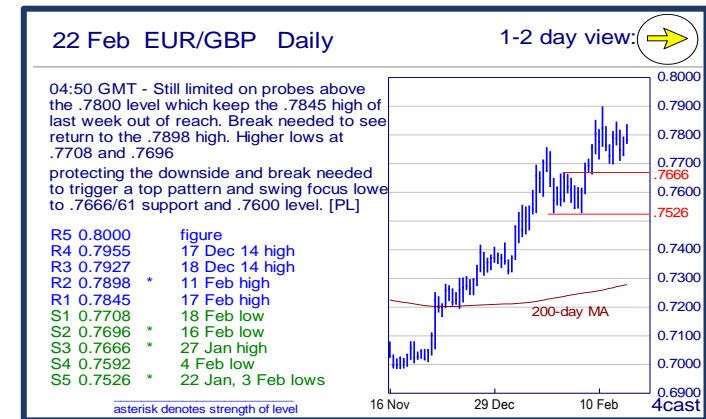
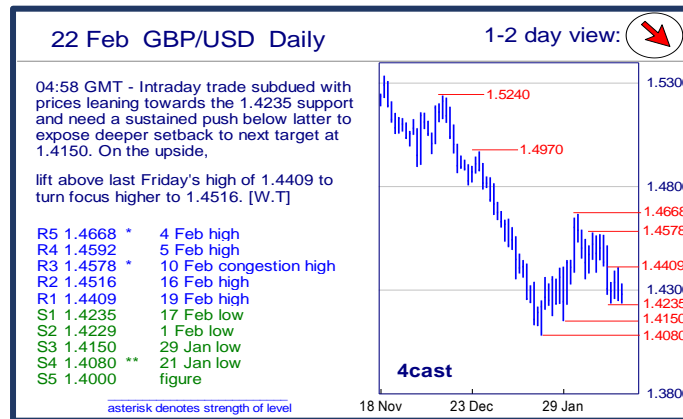
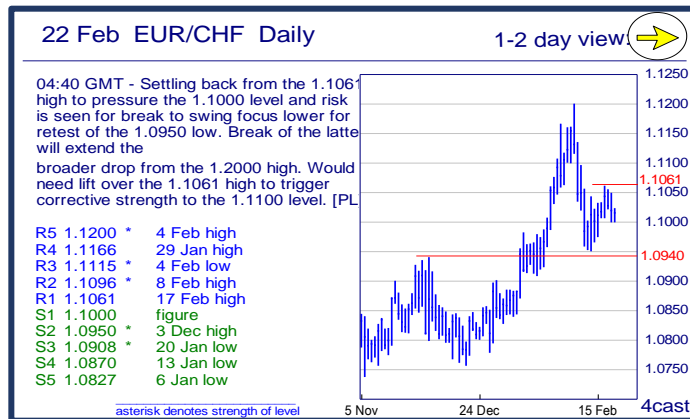
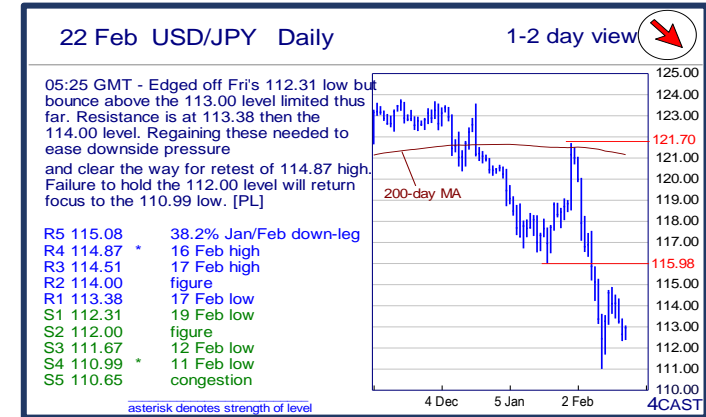
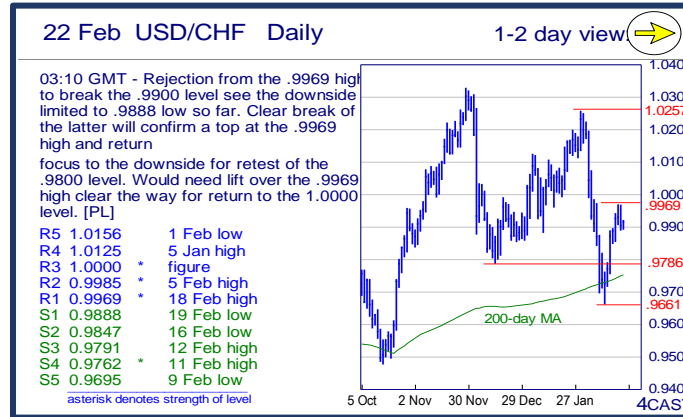
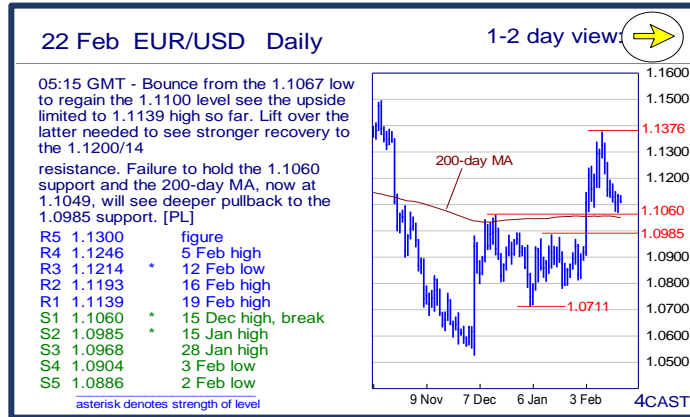


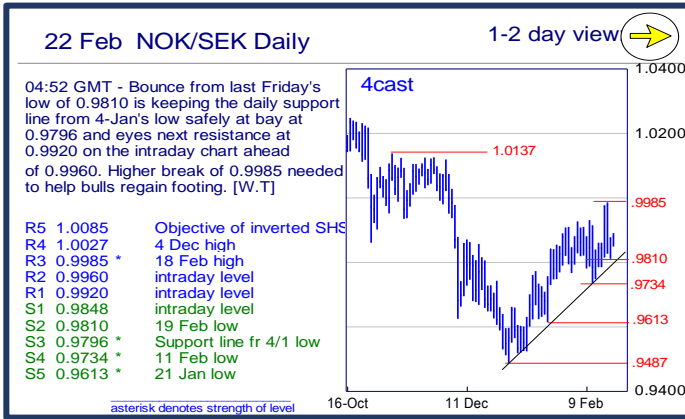
	Trends	Res 4	Res 3	Res 2	Res 1	Spot	Sup 1	Sup 2	Sup 3	Sup 4	MA20	MA50	MA200	RSI 9	
Scandies	EUR/SEK	↘	8.5115	9.4975	9.4797	9.4312	9.3973	9.3509	9.3250	9.2844	9.2514	9.3995	9.3149	9.3497	47
	EUR/NOK	↘	9.7060	9.6475	9.6000	9.5775	9.5145	9.4975	9.4540	9.4210	9.3780	9.5458	9.5692	9.2176	43
	USD/SEK	↘	8.6180	8.5825	8.5342	8.4862	8.4579	8.4242	8.4086	8.3395	8.3237	8.4686	8.4891	8.4620	48
	USD/NOK	↘	8.7565	8.7460	8.6570	8.6265	8.5604	8.5335	8.5000	8.4465	8.4310	8.6000	8.7201	8.3424	43
	EUR/DKK	→	7.47~	7.4685	7.4665	7.4662	7.4625	7.4615	7.4570	7.4568	7.4545	7.4636	7.4629	7.4614	41
	NOK/SEK	→	1.0027	0.9985	0.9960	0.9920	0.9875	0.9848	0.9810	0.9796	0.9734	0.9831	0.9721	1.0141	56
Majors	EUR/USD	→	1.1246	1.1214	1.1193	1.1139	1.1109	1.1060	1.0985	1.0968	1.0904	1.1096	1.0969	1.1048	49
	USD/JPY	↘	114.87	114.51	114.00	113.38	112.92	112.31	112.00	111.67	110.99	116.03	118.02	121.12	33
	EUR/GBP	→	.7955	.7927	.7898	.7845	0.7775	.7708	.7696	.7666	.7592	0.7699	0.7545	0.7275	59
	GBP/USD	↘	1.4592	1.4578	1.4516	1.4409	1.4285	1.4235	1.4229	1.4150	1.4080	1.4408	1.4538	1.5191	40
	USD/CHF	→	1.0125	1.0000	0.9985	0.9969	0.9909	0.9888	0.9847	0.9791	0.9762	0.9957	0.9972	0.9748	49
	EUR/JPY	↘	128.17	127.40	126.62	126.10	125.45	124.97	124.45	123.87	123.00	128.73	129.42	133.80	24
	EUR/CHF	→	1.1166	1.1115	1.1096	1.1061	1.1012	1.1000	1.0950	1.0908	1.0870	1.1049	1.0942	1.0769	47
	AUD/USD	→	.7278	.7243	.7205	.7187	0.7174	.7064	.7046	.6974	.6957	0.7106	0.7104	0.7275	60
	USD/CAD	→	1.4015	1.4000	1.3910	1.3841	1.3743	1.3649	1.3640	1.3625	1.3608	1.3886	1.4002	1.3238	39
	NZD/USD	→	.6800	.6752	.6739	.6664	0.6663	.6565	.6545	.6509	.6450	0.6600	0.6634	0.6660	57
	EUR/CAD	↘	1.6105	1.5975	1.5910	1.5530	1.5269	1.5110	1.4955	1.4800	1.4675	1.5411	1.5359	1.4621	41
GBP/JPY	↘	164.72	163.97	162.51	161.58	161.3100	160.05	159.83	159.53	159.10	167.1850	171.6182	184.0889	27	
EM	USD/CNH	→	6.5678	6.5578	6.5504	6.5384	6.5226	6.5164	6.4988	6.4866	6.4687	6.5629	6.5765	6.3922	36
	USD/ZAR	↘	16.650	16.440	16.270	15.870	15.3948	15.270	15.055	14.790	14.490	15.8834	15.8686	13.8552	29
	USD/BRL	↘	4.1230	4.0950	4.0730	4.0530	4.0199	3.9880	3.9030	3.8000	3.7700	3.9841	3.9911	3.6609	55
	USD/MXN	↘	19.440	19.000	18.620	18.394	18.160	18.000	17.973	17.952	17.465	18.505	17.982	16.725	38
	EUR/PLN	↘	4.5975	4.5235	4.50~	4.4720	4.3854	4.3285	4.3000	4.2680	4.2240	4.4140	4.3662	4.2450	44
	EUR/CZK	→	27.19~	27.140	27.131	27.087	26.992	26.960	26.949	26.914	25.710	27.016	27.015	27.088	39
	EUR/HUF	↘	318.00	316.35	313.00	311.90	308.04	308.00	306.70	304.40	301.90	310.57	312.90	311.90	34
	EUR/TRY	→	3.4000	3.3760	3.3545	3.3420	3.2780	3.2545	3.1980	3.1635	3.1380	3.2718	3.2500	3.1660	49
	USD/PLN	↘	4.1000	4.0481	4.0000	3.9823	3.9493	3.8967	3.8881	3.8590	3.8400	3.9799	3.9818	3.8447	46
USD/RUB	↘	85.95	82.25	80.63	78.25~	76.39	75.43	74.55	72.32	71.70	77.61	75.71	65.24	45	
Other Markets	S&P 500 Futures	↗	1953	1947	1947	1935	1925	1893	1804	1800	1787	1888	1944	2015	61
	DAX Futures	↗	9800	9620	9600	9548	9363	9000	8690	8641	8350	9367	9873	10604	51
	US 10y Futures	↘	133-01+	132-00	131-21+	131-09	130.73	130-06	130-05+	130-00	129-08	130.29	128.26	126.75	56
	Bund Futures	→	167.00	166.50	166.16	165.59	165.18	163.72	162.70	161.55	161.13	157.92	160.74	157.54	53
	WTI Oil Futures	→	33.80	32.45	32.00	31.98	30.22	29.66	27.56	26.95	26.05	30.42	33.56	47.34	50

Copyright and other intellectual property rights in the material in this document belong to 4CAST Limited and/or 4CAST Inc (4CAST). The material shall not, under any circumstances, be reproduced or distributed in whole or part without the prior written consent of 4CAST. The material in this document is based upon information which 4CAST considers to be reliable and the analysis and opinion in the material represents the view of 4CAST at the time of transmission (unless stated otherwise). Such analysis and opinion is subject to change without notice. The material is intended for use by parties knowledgeable and experienced in the financial sector and is only one source amongst others to be considered in carrying on their business or activity. ACCORDINGLY 4CAST MAKES NO REPRESENTATION OR WARRANTY EXPRESS OR IMPLIED STATUTORY OR OTHERWISE (INCLUDING BUT NOT LIMITED TO) THE ACCURACY OF THE MATERIAL IN THIS DOCUMENT OR THE FITNESS FOR PURPOSE AND ALL SUCH REPRESENTATIONS AND WARRANTIES ARE HEREBY EXPRESSLY EXCLUDED. 4CAST does not give or purport to give investment advice. Any action taken by users on the basis of material in this document is entirely at their own risk. Independent investment advice should be sought where appropriate. 4CAST website may link to or be linked to other Internet sites. 4CAST does not accept responsibility for the content of such other sites. 4CAST's terms and conditions of business apply to all fee-paying subscribers and trial users.

	Trends	Res 4	Res 3	Res 2	Res 1	Spot	Sup 1	Sup 2	Sup 3	Sup 4	MA20	MA 50	MA 200	RSI 9	
Scandies	EUR/SEK	↘	8.5115 intraday level	9.4975 15 Feb high	9.4797 18 Feb high	9.4312 12 Feb low	9.3973	9.3509 200-day MA	9.3250 3 Feb low	9.2844 2 Feb low	9.2514 27 Jan low	9.3995	9.3149	9.3497	47
	EUR/NOK	↘	9.7060 12 Feb high	9.6475 17 Feb high	9.6000 figure	9.5775 16 Feb low	9.5145	9.4975 18 Feb low	9.4540 4 Feb low	9.4210 25 Jan low	9.3780 29 Jan low	9.5458	9.5692	9.2176	43
	USD/SEK	↘	8.6180 29 Jan high	8.5825 3 Feb high	8.5342 17 Feb high	8.4862 19 Feb high	8.4579	8.4242 19 Feb low	8.4086 16 Feb low	8.3395 11 Feb low	8.3237 29 Dec low	8.4686	8.4891	8.4620	48
	USD/NOK	↘	8.7565 15 Jan low	8.7460 2 Feb high	8.6570 15 Feb high	8.6265 19 Feb high	8.5604	8.5335 18 Feb low	8.5000 figure	8.4465 4 Feb low	8.4310 2 Nov low	8.6000	8.7201	8.3424	43
	EUR/DKK	→	7.47~ early Apr lows	7.4685 May-15 high	7.4665 24-Dec high	7.4662 Mon YTD high	7.4625	7.4615 last week low	7.4570 7-Jan low	7.4568 Dec-15 low	7.4545 Oct-15 low	7.4636	7.4629	7.4614	41
	NOK/SEK	→	1.0027 4 Dec high	0.9985 18 Feb high	0.9960 intraday level	0.9920 intraday level	0.9875	0.9848 intraday level	0.9810 19 Feb low	0.9796 Support line fr 4/	0.9734 11 Feb low	0.9831	0.9721	1.0141	56
Majors	EUR/USD	→	1.1246 5 Feb high	1.1214 12 Feb low	1.1193 16 Feb high	1.1139 19 Feb high	1.1109	1.1060 15 Dec high, break	1.0985 15 Jan high	1.0968 28 Jan high	1.0904 3 Feb low	1.1096	1.0969	1.1048	49
	USD/JPY	↘	114.87 16 Feb high	114.51 17 Feb high	114.00 figure	113.38 17 Feb low	112.92	112.31 19 Feb low	112.00 figure	111.67 12 Feb low	110.99 11 Feb low	116.03	118.02	121.12	33
	EUR/GBP	→	.7955 17 Dec 14 high	.7927 18 Dec 14 high	.7898 11 Feb high	.7845 17 Feb high	0.7775	.7708 18 Feb low	.7696 16 Feb low	.7666 27 Jan high	.7592 4 Feb low	0.7699	0.7545	0.7275	59
	GBP/USD	↘	1.4592 5 Feb high	1.4578 10 Feb congestion	1.4516 16 Feb high	1.4409 19 Feb high	1.4285	1.4235 17 Feb low	1.4229 1 Feb low	1.4150 29 Jan low	1.4080 21 Jan low	1.4408	1.4538	1.5191	40
	USD/CHF	→	1.0125 5 Jan high	1.0000 figure	0.9985 5 Feb high	0.9969 18 Feb high	0.9909	0.9888 19 Feb low	0.9847 16 Feb low	0.9791 12 Feb high	0.9762 11 Feb high	0.9957	0.9972	0.9748	49
	EUR/JPY	↘	128.17 16 Feb high	127.40 17 Feb high	126.62 16 Feb low	126.10 20 Feb low	125.45	124.97 Jun 2013 low	124.45 projection	123.87 5 Apr 13 low	123.00 figure	128.73	129.42	133.80	24
	EUR/CHF	→	1.1166 29 Jan high	1.1115 4 Feb low	1.1096 8 Feb high	1.1061 17 Feb high	1.1012	1.1000 figure	1.0950 3 Dec high	1.0908 20 Jan low	1.0870 13 Jan low	1.1049	1.0942	1.0769	47
	AUD/USD	→	.7278 200-day MA	.7243 4 Feb high	.7205 trendline from Dec	.7187 17 Feb high	0.7174	.7064 12 Feb low	.7046 22 Jan high	.6974 9 Feb low	.6957 19 Jan high, break	0.7106	0.7104	0.7275	60
	USD/CAD	→	1.4015 11 Feb high	1.4000 50-day MA	1.3910 16 Feb high	1.3841 intraday high	1.3743	1.3649 18 Feb low	1.3640 break level	1.3625 early-Dec break	1.3608 100-day MA	1.3886	1.4002	1.3238	39
	NZD/USD	→	.6800 figure	.6752 5 Feb high	.6739 12 Feb high	.6664 200-day MA	0.6663	.6565 19 Feb low	.6545 16 Feb low	.6509 3 Feb low	.6450 1 Feb low	0.6600	0.6634	0.6660	57
	EUR/CAD	↘	1.6105 20-Jan high	1.5975 18-Jan high	1.5910 11-Feb high	1.5530 17-Feb high	1.5269	1.5110 1-Feb low	1.4955 5-Jan low	1.4800 figure	1.4675 7-Dec high	1.5411	1.5359	1.4621	41
GBP/JPY	↘	164.72 intraday level	163.97 18 Feb high	162.51 19 Feb high	161.58 17 Feb low	161.31	160.05 intraday level	159.83 11 Feb low	159.53 22 Oct 2013 high	159.10 14 Nov 2013 low	167.19	171.62	184.09	27	
EM	USD/CNH	→	6.5678 10 Feb high	6.5578 5 Feb low	6.5504 11 Feb high	6.5384 17 Feb high	6.5226	6.5164 18 Feb low	6.4988 16 Feb low	6.4866 15 Feb low	6.4687 50% of 6.1863-6.4	6.5629	6.5765	6.3922	36
	USD/ZAR	↘	16.650 26-Jan high	16.440 3-Feb high	16.270 9-Feb high	15.870 17-Feb high	15.395	15.270 30-Dec low	15.055 28-Dec low	14.790 16-Dec low	14.490 30-Nov high	15.883	15.869	13.855	29
	USD/BRL	↘	4.1230 28 Jan high	4.0950 29 Jan high	4.0730 07 Jan high	4.0530 18 Feb high	4.0199	3.9880 50-day MA	3.9030 100-day MA	3.8000 break level	3.7700 projection	3.9841	3.9911	3.6609	55
	USD/MXN	↘	19.440 11 Feb high	19.000 figure	18.620 10 Feb low	18.394 18 Feb high	18.160	18.000 break level	17.973 50-day MA	17.952 17 Feb low	17.465 break level	18.505	17.982	16.725	38
	EUR/PLN	↘	4.5975 Dec 2011 high	4.5235 Jan 2012 high	4.50~ fr mid-Jan highs	4.4720 9-Feb high	4.3854	4.3285 13-Jan low	4.3000 S/R level	4.2680 4-Jan low	4.2240 30-Dec low	4.4140	4.3662	4.2450	44
	EUR/CZK	→	27.19~ 1-Oct high	27.140 Oct high	27.131 11-Feb YTD high	27.087 5-Feb high	26.992	26.960 Feb low	26.949 Dec-15/ last year l	26.914 8-Nov-13 low	25.710 7-Nov-13 low	27.016	27.015	27.088	39
	EUR/HUF	↘	318.00 Jul high, 11-Dec high	316.35 20-Jan high	313.00 9 & 11-Feb highs	311.90 Wed am high	308.04	308.00 figure	306.70 start Aug-15 lows	304.40 19-May-15 low	301.90 8-May low	310.57	312.90	311.90	34
	EUR/TRY	→	3.4000 figure	3.3760 14-Oct high	3.3545 20-Jan high	3.3420 11-Feb high	3.2780	3.2545 10-Feb low	3.1980 1-Feb low	3.1635 4-Jan low	3.1380 18-Dec low	3.2718	3.2500	3.1660	49
	USD/PLN	↘	4.1000 break level	4.0481 03 Feb high	4.0000 figure	3.9823 50-day MA	3.9493	3.8967 15 Feb low	3.8881 11 Feb low	3.8590 28 Dec low	3.8400 break level	3.9799	3.9818	3.8447	46
USD/RUB	↘	85.95 21 Jan YTD high	82.25 26 Jan high	80.63 11 Feb high	78.25~ Tue, Wed AM high	76.39	75.43 50-day MA	74.55 29 Jan low	72.32 05 Jan low	71.70 20 Feb tops	77.61	75.71	65.24	45	
Other Markets	S&P 500 Futures	↗	1953 50% from Nov '15	1947 50-day MA	1947 13 Jan high	1935 02 Feb high	1925	1893 16 Feb high	1804 20 Jan low	1800 figure	1787 200-week MA	1888	1944	2015	61
	DAX Futures	↗	9800 break level	9620 04 Feb high	9600 projection	9548 18 Feb high	9363	9000 gap break	8690 11 Feb low	8641 mid-Oct '14 low	8350 early-Oct '14 low	9367	9873	10604	51
	US 10y Futures	↘	133-01+ 11 Feb high	132-00 12 Feb high	131-21+ 11 Feb low	131-09 19 Feb high	130.73	130-06 17 Feb low	130-05+ 08 Feb low	130-00 figure	129-08 20 Jan high	130.29	128.26	126.75	56
	Bund Futures	→	167.00 figure	166.50 projection	166.16 1+ Feb high	165.59 1+ Feb close	165.18	163.72 8-Feb low	162.70 29-Jan low, gap	161.55 26-Jan low	161.13 25-Jan low	157.92	160.74	157.54	53
	WTI Oil Futures	→	33.80 50-day MA	32.45 05 Feb high	32.00 05 Feb high	31.98 18 Feb high	30.22	29.66 12 Feb high	27.56 20 Jan low	26.95 12 Feb low	26.05 11 Feb low	30.42	33.56	47.34	50

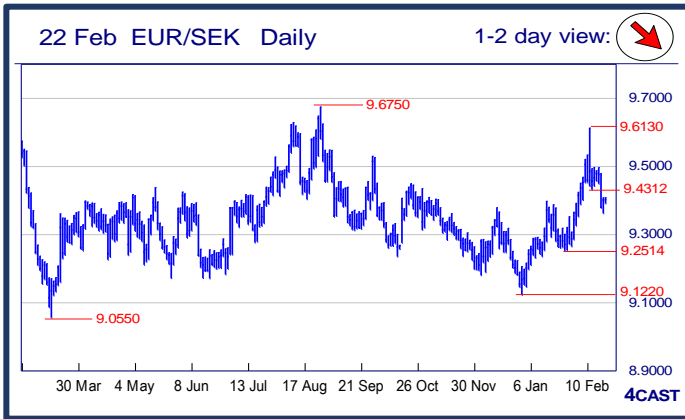
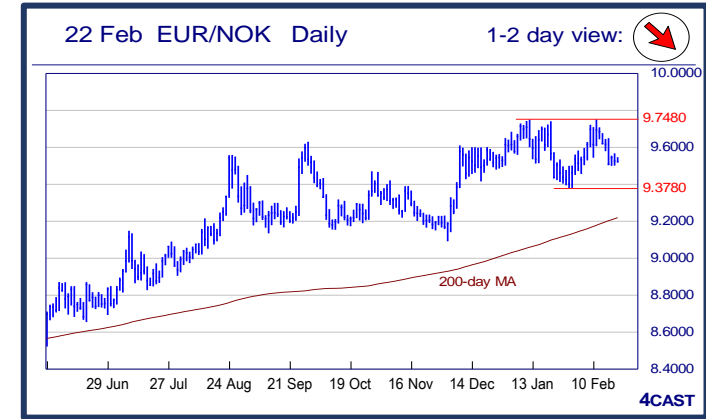


Strong uptrend Weak uptrend or higher in range Sideways or in range Weak downtrend or lower in range Strong downtrend



NOK, SEK opening updates

	1 day view	Resistance	Support	4cast
EUR/NOK		9.7060 9.6475 9.6000 9.5775	9.4975 9.4540 9.4210 9.3780	Steadied at the 9.4975 low to consolidate recent drop from the 9.7480 high. However, this is seen giving way to selling pressure later with resistance now at 9.5775 then the 9.6000 level. Below 9.4975 will see 9.4540 then 9.3780 low. [P.L]
EUR/SEK		8.5115 9.4975 9.4797 9.4312	9.3509 9.3250 9.2844 9.2514	Extended pullback staged last Friday managed to stay above the 200-day MA line and now a touch higher in consolidation and should continue to attract sellers towards the 9.4312 break-point. [W.T]
USD/NOK		8.7565 8.7460 8.6570 8.6265	8.5335 8.5000 8.4465 8.4310	Rejection from the 8.6265 high see pressure returning to the downside and see the 8.5335 low at risk. Break of the latter will see return to the 8.5000 level then the 8.4465 low. Would need lift over 8.6570 to swing focus higher. [P.L]
USD/SEK		8.6180 8.5825 8.5342 8.4862	8.4242 8.4086 8.3395 8.3237	Reversal from last week's high of 8.5342 keeping pressure on the downside with intraday consolidation to attract fresh sellers and break of 8.4242 low set last Friday will trigger extension to 8.4086 then lower 8.3395. [W.T]



Strong uptrend
 Weak uptrend or higher in range
 Sideways or in range
 Weak downtrend or lower in range
 Strong downtrend

Copyright and other intellectual property rights in the material in this document belong to 4CAST Limited and/or 4CAST Inc (4CAST). The material shall not, under any circumstances, be reproduced or distributed in whole or part without the prior written consent of 4CAST. The material in this document is based upon information which 4CAST considers to be reliable and the analysis and opinion in the material represents the view of 4CAST at the time of transmission (unless stated otherwise). Such analysis and opinion is subject to change without notice. The material is intended for use by parties knowledgeable and experienced in the financial sector and is only one source amongst others to be considered in carrying on their business or activity. ACCORDINGLY 4CAST MAKES NO REPRESENTATION OR WARRANTY EXPRESS OR IMPLIED STATUTORY OR OTHERWISE (INCLUDING BUT NOT LIMITED TO) THE ACCURACY OF THE MATERIAL IN THIS DOCUMENT OR THE FITNESS FOR PURPOSE AND ALL SUCH REPRESENTATIONS AND WARRANTIES ARE HEREBY EXPRESSLY EXCLUDED. 4CAST does not give or purport to give investment advice. Any action taken by users on the basis of material in this document is entirely at their own risk. Independent investment advice should be sought where appropriate. 4CAST website may link to or be linked to other Internet sites. 4CAST does not accept responsibility for the content of such other sites. 4CAST's terms and conditions of business apply to all fee-paying subscribers and trial users.