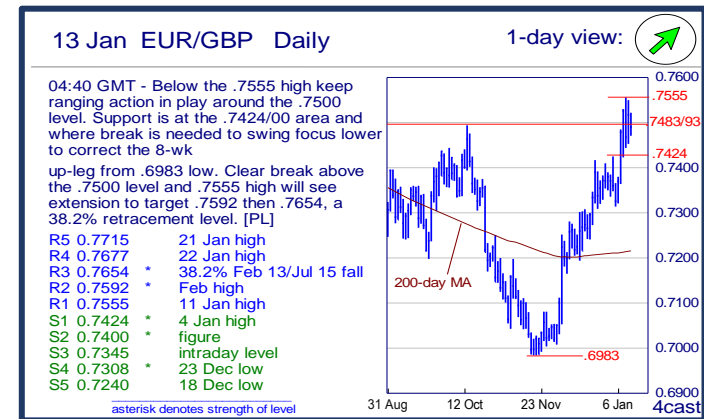
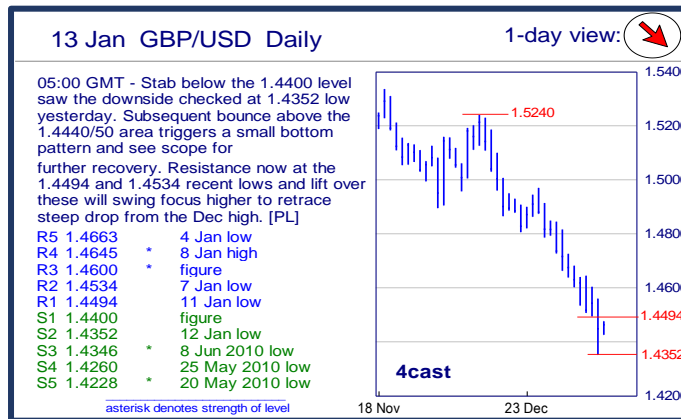
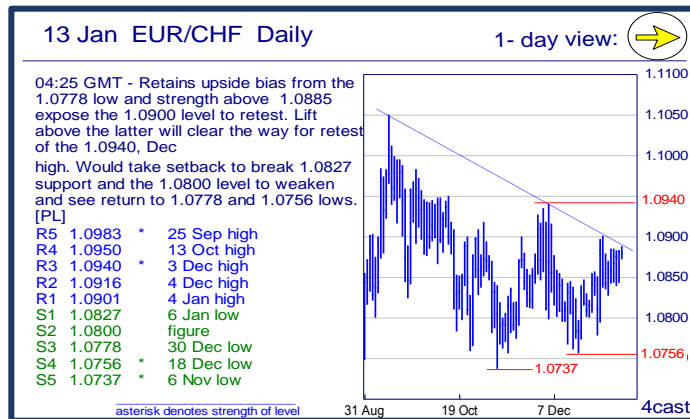
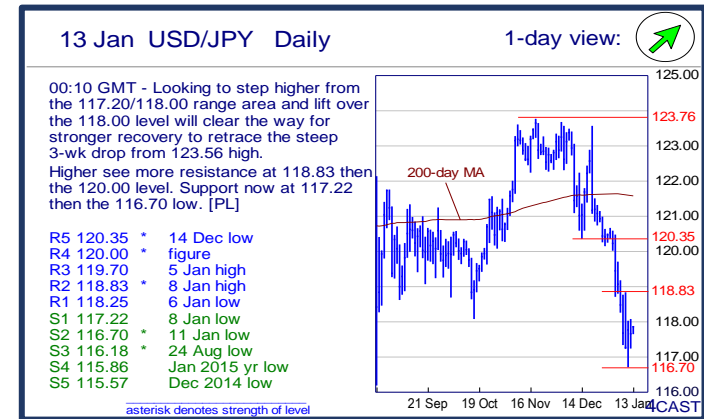
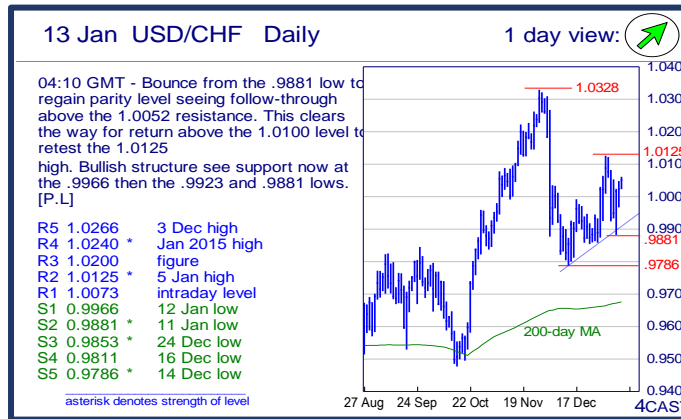
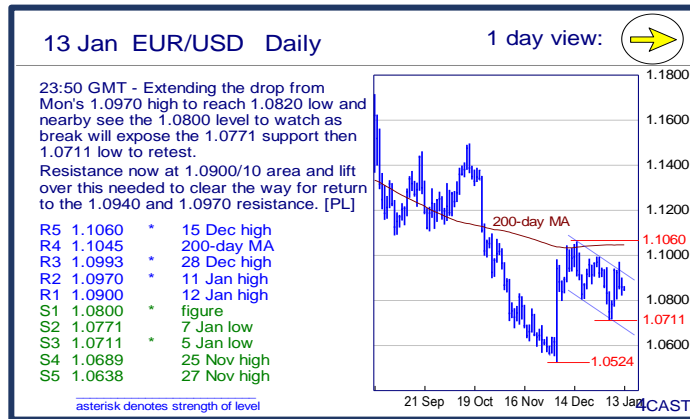


	Trends	Res 4	Res 3	Res 2	Res 1	Spot	Sup 1	Sup 2	Sup 3	Sup 4	MA20	MA50	MA200	RSI 9	
Scandies	EUR/SEK	→	9.3795	9.3355	9.3185	9.2925	9.2507	9.2420	9.2305	9.2065	9.1455	9.2302	9.2677	9.3439	52
	EUR/NOK	↘	9.8000	9.7865	9.7480	9.6820	9.6190	9.5985	9.5575	9.4990	9.4775	9.5932	9.4275	9.0618	52
	USD/SEK	→	8.6615	8.6345	8.6000	8.5775	8.5438	8.4575	8.4000	8.3825	8.3235	8.4776	8.5697	8.4605	57
	USD/NOK	→	9.1110	9.0645	9.0000	8.9580	8.8834	8.8335	8.8010	8.7105	8.6610	8.8093	8.7135	8.2048	58
	EUR/DKK	→	7.4685	7.4665	7.4645	7.4638	7.4610	7.4570	7.4568	7.4545	7.4518	7.4621	7.4614	7.4616	45
	NOK/SEK	→	0.9815	0.9742	0.9661	.9630	0.9609	0.9487	0.9460	0.9400	0.9313	0.9610	0.9822	1.0315	50
Majors	EUR/USD	→	1.1045	1.0993	1.0970	1.0900	1.0827	1.0800	1.0771	1.0711	1.0689	1.0885	1.0814	1.1044	44
	USD/JPY	↗	120.00	119.70	118.83	118.25	118.25	117.22	116.70	116.18	115.86	119.76	121.48	121.55	34
	EUR/GBP	↗	.7677	.7654	.7592	.7555	0.7487	.7424	.7400	.7345	.7308	0.7382	0.7221	0.7212	64
	GBP/USD	↘	1.4645	1.4600	1.4534	1.4494	1.4456	1.4400	1.4352	1.4346	1.4260	1.4739	1.4973	1.5308	19
	USD/CHF	↗	1.0240	1.0200	1.0125	1.0073	1.0040	0.9966	0.9881	0.9853	0.9811	0.9956	1.0018	0.9672	58
	EUR/JPY	↘	130.00	129.67	129.09	128.47	128.04	127.31	126.79	126.10	125.18	130.34	131.35	134.23	31
	EUR/CHF	→	1.0950	1.0940	1.0916	1.0901	1.0871	1.0827	1.0800	1.0778	1.0756	1.0841	1.0835	1.0680	57
	AUD/USD	→	.7132	.7097	.7077	.7036	0.7027	.6928	.6896	.6852	.6800	0.7162	0.7180	0.7386	37
	USD/CAD	↗	1.4390	1.4345	1.4320	1.4315	1.4240	1.4178	1.4003	1.3812	1.3780	1.3978	1.3633	1.2978	81
	NZD/USD	→	.6776	.6720	.6678	.6600	0.6568	.6509	.6494	.6430	.6400	0.6727	0.6654	0.6799	33
	EUR/CAD	↗	1.6000	1.5950	1.5585	1.5550	1.5422	1.5250	1.4955	1.4895	1.4800	1.5211	1.4744	1.4327	66
GBP/JPY	↘	175.00	174.09	173.38	172.28	170.9500	170.00	169.35	168.03	167.78	176.5355	181.9244	186.0999	21	
EM	USD/CNH	↘	6.6920	6.6525	6.6295	6.6105	6.5735	6.5582	6.5355	6.5252	6.5142	6.5856	6.4985	6.3405	45
	USD/ZAR	↘	17.000	16.950	16.900	16.800	16.4843	16.025	15.610	15.270	15.055	15.6343	14.9209	13.2805	74
	USD/BRL	→	4.1530	4.1440	4.1000	4.0630	4.0264	3.8630	3.8620	3.8000	3.7000	3.9768	3.8655	3.5222	60
	USD/MXN	↗	18.000	17.983	17.972	17.950	17.840	17.700	17.465	17.148	17.000	17.397	17.021	16.281	74
	EUR/PLN	↗	4.4215	4.3985	4.3765	4.3700	4.3542	4.3460	4.3240	4.2680	4.2240	4.2874	4.2825	4.1894	70
	EUR/CZK	→	27.19~	27.140	27.105	27.065	27.013	26.960	26.949	26.914	25.710	27.016	27.018	27.142	49
	EUR/HUF	→	323.90	320.25	319.15	318.00	316.06	315.25	313.00	312.15	311.00	314.60	313.47	310.56	58
	EUR/TRY	↗	3.4295	3.4000	3.3760	3.3465	3.2723	3.2500	3.2040	3.1380	3.1175	3.2136	3.1581	3.1202	63
	USD/PLN	→	4.0640	4.0600	4.0581	4.0512	4.0215	3.9688	3.9573	3.9200	3.9000	3.9397	3.9609	3.7958	66
USD/RUB	↗	78.50	78.12	78.00	77.68	77.00	73.64	71.35	68.75	68.00	72.97	69.22	61.47	83	
Other Markets	S&P 500 Futures	↘	2075	2002	1983	1965	1941	1900	1892	1874	1853	2006	2040	2039	35
	DAX Futures	→	10693	10523	10227	10119	9995	9657	9600	9500	9390	10393	10727	10948	35
	US 10y Futures	↗	128-23+	128-00	127-25	127-24+	127.56	127-10	126-10	126-00	125-09	126.47	126.31	126.44	67
	Bund Futures	→	161.00	160.66	160.25	160.19	159.01	158.70	158.45	157.52	156.78	157.92	157.42	156.71	60
	WTI Oil Futures	↘	39.13	36.39	35.35	33.20	30.73	30.41	30.12	30.04	30.00	35.46	40.10	50.76	20

	Trends	Res 4	Res 3	Res 2	Res 1	Spot	Sup 1	Sup 2	Sup 3	Sup 4	MA20	MA 50	MA 200	RSI 9	
Scandies	EUR/SEK	→	9.3795 14 Dec high	9.3355 16 Dec high	9.3185 21 Dec high	9.2925 11 Jan high	9.2507	9.2420 12 Jan low	9.2305 8 Jan low	9.2065 30 Dec high	9.1455 4 Jan low	9.2302	9.2677	9.3439	52
	EUR/NOK	↘	9.8000 figure	9.7865 projection	9.7480 12 Jan high	9.6820 4 Jan high	9.6190	9.5985 12 Jan low	9.5575 6 Jan low	9.4990 30 Dec low	9.4775 24 Dec low	9.5932	9.4275	9.0618	52
	USD/SEK	→	8.6615 12 Jan low	8.6345 5 Jan high	8.6000 figure	8.5775 8 Jan high	8.5438	8.4575 6 Jan 16 low	8.4000 figure	8.3825 31 Dec low	8.3235 29 Dec low	8.4776	8.5697	8.4605	57
	USD/NOK	→	9.1110 4 Feb 02 high	9.0645 5 Feb 02 high	9.0000 figure	8.9580 11 Jan high	8.8834	8.8335 17 Dec high	8.8010 4 Jan low	8.7105 28 Dec high	8.6610 29 Dec low	8.8093	8.7135	8.2048	58
	EUR/DKK	→	7.4685 May-15 high	7.4665 24-Dec high	7.4645 31-Dec high	7.4638 4-Jan high	7.4610	7.4570 7-Jan low	7.4568 Dec-15 low	7.4545 Oct-15 low	7.4518 Jul-15 low	7.4621	7.4614	7.4616	45
	NOK/SEK	→	0.9815 18 Dec high	0.9742 28 Dec high	0.9661 5 Jan high	.9630 12 Jan high	0.9609	0.9487 4 Jan low	0.9460 projection	0.9400 figure	0.9313 swing target	0.9610	0.9822	1.0315	50
Majors	EUR/USD	→	1.1045 200-day MA	1.0993 28 Dec high	1.0970 11 Jan high	1.0900 12 Jan high	1.0827	1.0800 figure	1.0771 7 Jan low	1.0711 5 Jan low	1.0689 25 Nov high	1.0885	1.0814	1.1044	44
	USD/JPY	↗	120.00 figure	119.70 5 Jan high	118.83 8 Jan high	118.25 6 Jan low	118.25	117.22 8 Jan low	116.70 11 Jan low	116.18 24 Aug low	115.86 Jan 2015 yr low	119.76	121.48	121.55	34
	EUR/GBP	↗	.7677 22 Jan high	.7654 38.2%Feb 13/Jul	.7592 Feb high	.7555 11 Jan high	0.7487	.7424 4 Jan high	.7400 figure	.7345 intraday level	.7308 23 Dec low	0.7382	0.7221	0.7212	64
	GBP/USD	↘	1.4645 8 Jan high	1.4600 figure	1.4534 7 Jan low	1.4494 11 Jan low	1.4456	1.4400 figure	1.4352 12 Jan low	1.4346 8 Jun 2010 low	1.4260 25 May 2010 low	1.4739	1.4973	1.5308	19
	USD/CHF	↗	1.0240 Jan 2015 high	1.0200 figure	1.0125 5 Jan high	1.0073 intraday level	1.0040	0.9966 12 Jan low	0.9881 11 Jan low	0.9853 24 Dec low	0.9811 16 Dec low	0.9956	1.0018	0.9672	58
	EUR/JPY	↘	130.00 figure	129.67 27 Nov low	129.09 8 Jan high	128.47 11 Jan high	128.04	127.31 11 Jan low	126.79 7 Jan low	126.10 2015 low	125.18 14 Jun 13 low	130.34	131.35	134.23	31
	EUR/CHF	→	1.0950 13 Oct high	1.0940 3 Dec high	1.0916 4 Dec high	1.0901 4 Jan high	1.0871	1.0827 6 Jan low	1.0800 figure	1.0778 30 Dec low	1.0756 18 Dec low	1.0841	1.0835	1.0680	57
	AUD/USD	→	.7132 5 Jan low	.7097 Dec low, break	.7077 8 Jan high	.7036 11 Jan high	0.7027	.6928 11 Jan low	.6896 Sep 2015 yr low	.6852 9 Feb 09 high	.6800 figure	0.7162	0.7180	0.7386	37
	USD/CAD	↗	1.4390 projection	1.4345 projection	1.4320 Jan '00 low	1.4315 12 Jan high	1.4240	1.4178 08 Jan high	1.4003 May '04 high	1.3812 04 Jan low	1.3780 14 Dec high	1.3978	1.3633	1.2978	81
	NZD/USD	→	.6776 intraday level	.6720 4 Jan low	.6678 8 Jan high	.6600 figure	0.6568	.6509 11 Jan low	.6494 23 Nov low	.6430 18 Nov low	.6400 figure	0.6727	0.6654	0.6799	33
	EUR/CAD	↗	1.6000 figure	1.5950 Dec 09 high	1.5585 Mar 15 high	1.5550 24-Aug 15 high	1.5422	1.5250 4-Jan high	1.4955 5-Jan low	1.4895 11-Dec low	1.4800 S/R level	1.5211	1.4744	1.4327	66
	GBP/JPY	↘	175.00 figure	174.09 5 Jan low	173.38 8 Jan high	172.28 11 Jan high	170.95	170.00 figure	169.35 11 Jan low	168.03 15 Oct 2014 low	167.78 18 Mar 2014 low	176.54	181.92	186.10	21
EM	USD/CNH	↘	6.6920 8 Jan high	6.6525 8 Jan low, break	6.6295 intraday level	6.6105 30 Dec high	6.5735	6.5582 29 Dec low	6.5355 trendline from Oct	6.5252 22 Dec low	6.5142 16 Dec low	6.5856	6.4985	6.3405	45
	USD/ZAR	↘	17.0000 figure	16.9500 Tod. Intra high	16.9000 figure	16.8000 figure	16.484	16.025 11-Dec high	15.610 6-Jan low	15.270 30-Dec low	15.055 28-Dec low	15.634	14.921	13.280	74
	USD/BRL	→	4.1530 29 Sep high	4.1440 break level	4.1000 break level	4.0630 30 Sep high	4.0264	3.8630 50-day MA	3.8620 100-day MA	3.8000 break level	3.7000 range bottom	3.9768	3.8655	3.5222	60
	USD/MXN	↗	18.0000 figure	17.983 projection	17.972 08 Jan high	17.950 projection	17.840	17.700 08 Jan low	17.465 14 Dec high	17.148 23 Dec low	17.000 figure	17.397	17.021	16.281	74
	EUR/PLN	↗	4.4215 4-Jun-12 high	4.3985 2014 high	4.3765 Tues pm high	4.3700 2015 high	4.3542	4.3460 Mon low	4.3240 7-Jan low	4.2680 4-Jan low	4.2240 30-Dec low	4.2874	4.2825	4.1894	70
	EUR/CZK	→	27.19~ 1-Oct high	27.140 Oct high	27.105 3-Dec high	27.065 fr mid-Dec highs	27.013	26.960 11-Dec low	26.949 Dec-15/ last year l	26.914 8-Nov-13 low	25.710 7-Nov-13 low	27.016	27.018	27.142	49
	EUR/HUF	→	323.90 16-Jan-15 high	320.25 Jan highs blw spik	319.15 Tues am. high	318.00 Jul high, 11-Dec hi	316.06	315.25 Mon low	313.00 5-Jan low	312.15 30-Dec low	311.00 7-Dec low	314.60	313.47	310.56	58
	EUR/TRY	↗	3.4295 2-Oct high	3.4000 figure	3.3760 14-Oct high	3.3465 15-Oct high	3.2723	3.2500 S/R level	3.2040 6-Jan low	3.1380 18-Dec low	3.1175 27-Nov high	3.2136	3.1581	3.1202	63
	USD/PLN	→	4.0640 projection	4.0600 figure	4.0581 03 Dec high	4.0512 06 Jan high	4.0215	3.9688 05 Jan low	3.9573 50-day MA	3.9200 04 Jan low	3.9000 break level	3.9397	3.9609	3.7958	66
USD/RUB	↗	78.50 break level	78.12 projection	78.00 figure	77.68 12 Jan high	77.00	73.64 08 Jan low	71.35 04 Jan low	68.75 50-day MA	68.00 break level	72.97	69.22	61.47	83	
Other Markets	S&P 500 Futures	↘	2075 30 Dec high	2002 100-day MA	1983 14 Dec low	1965 08 Jan high	1941	1900 figure	1892 11 Jan low	1874 02 Oct low	1853 29 Sep low	2006	2040	2039	35
	DAX Futures	→	10693 gap break	10523 04 Jan high	10227 07 Jan high	10119 14 Dec low	9995	9657 11 Jan low	9600 break level	9500 figure	9390 02 Oct low	10393	10727	10948	35
	US 10y Futures	↗	128-23+ 22 Oct high	128-00 figure	127-25 12 Jan high	127-24+ 29 Oct high	127.56	127-10 11 Dec high	126-10 50-day MA	126-00 figure	125-09 04 Dec low	126.47	126.31	126.44	67
	Bund Futures	→	161.00 figure	160.66 27-Nov high	160.25 break level	160.19 7-Jan high	159.01	158.70 Tod. Intra low	158.45 5-Jan low	157.52 29-Dec low	156.78 16-Dec low	157.92	157.42	156.71	60
	WTI Oil Futures	↘	39.13 15 Dec high	36.39 06 Jan high	35.35 06 Jan high	33.20 11 Jan high	30.73	30.41 12 Jan low	30.12 projection	30.04 projection	30.00 figure	35.46	40.10	50.76	20



Strong uptrend



Weak uptrend or higher in range



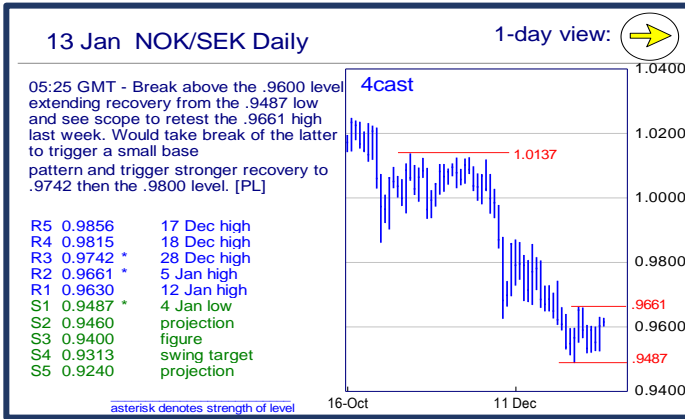
Sideways or in range



Weak downtrend or lower in range

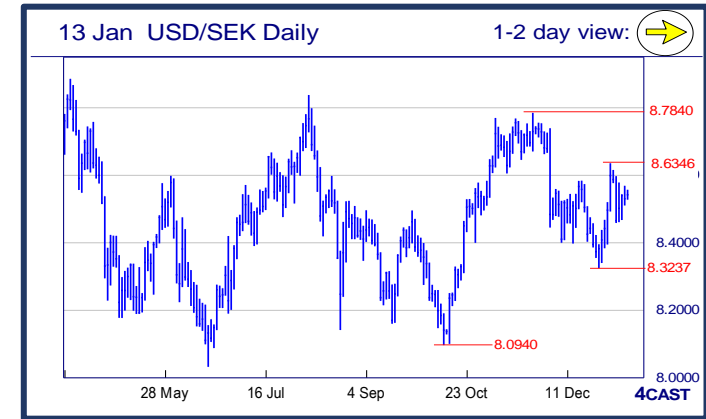
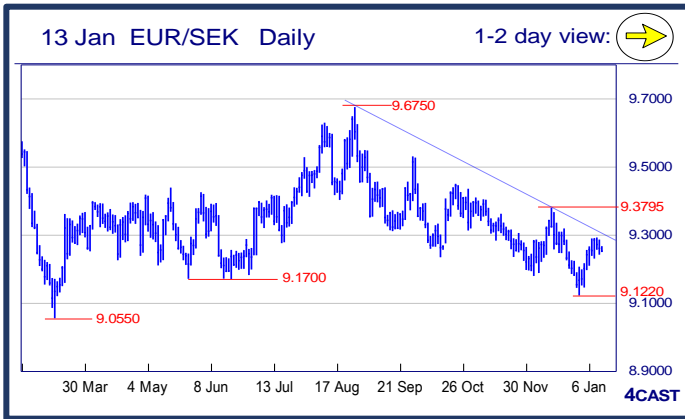


Strong downtrend



NOK, SEK opening updates

	1 day view	Resistance	Support	4cast
EUR/NOK		9.8000 9.7865 9.7480 9.6820	9.5985 9.5575 9.4990 9.4775	Rejection from the 9.7480 high signals an outside range day to pressure the 9.6000 level. Break here will trigger deeper pullback to the 9.5575 then the 9.5000 level. Resistance now at 9.6820 ahead of the 9.7480 high.
EUR/SEK		9.3795 9.3355 9.3185	9.2420 9.2305 9.2065	Settling back from the 9.2925 high and pullback see support at 9.2305 to watch as break will return focus to the downside and see setback to the 9.2000 level. Upside see lift above the 9.3000 level needed to trigger further strength.
USD/NOK		9.1110 9.0645 9.0000 8.9580	8.8335 8.8010 8.7105 8.6610	Stays in consolidation below the 9.0000 level though hold above the 8.8335 support seen sustaining the bull structure. Break of the latter needed to swing focus lower to correct recent strength from 8.6290 low towards 8.8000 and 8.7105.
USD/SEK		8.6615 8.6345 8.6000 8.5775	8.4575 8.4000 8.3825 8.3235	Steady to firm following recovery from the 8.4575 low and scope seen for retest of 8.5775 then the 8.6000 level. Clearance here will see return to the 8.6345 high. Break of 8.4575 needed to trigger deeper pullback. [PL]



Strong uptrend
 Weak uptrend or higher in range
 Sideways or in range
 Weak downtrend or lower in range
 Strong downtrend

Copyright and other intellectual property rights in the material in this document belong to 4CAST Limited and/or 4CAST Inc (4CAST). The material shall not, under any circumstances, be reproduced or distributed in whole or part without the prior written consent of 4CAST. The material in this document is based upon information which 4CAST considers to be reliable and the analysis and opinion in the material represents the view of 4CAST at the time of transmission (unless stated otherwise). Such analysis and opinion is subject to change without notice. The material is intended for use by parties knowledgeable and experienced in the financial sector and is only one source amongst others to be considered in carrying on their business or activity. ACCORDINGLY 4CAST MAKES NO REPRESENTATION OR WARRANTY EXPRESS OR IMPLIED STATUTORY OR OTHERWISE (INCLUDING BUT NOT LIMITED TO) THE ACCURACY OF THE MATERIAL IN THIS DOCUMENT OR THE FITNESS FOR PURPOSE AND ALL SUCH REPRESENTATIONS AND WARRANTIES ARE HEREBY EXPRESSLY EXCLUDED. 4CAST does not give or purport to give investment advice. Any action taken by users on the basis of material in this document is entirely at their own risk. Independent investment advice should be sought where appropriate. 4CAST website may link to or be linked to other Internet sites. 4CAST does not accept responsibility for the content of such other sites. 4CAST's terms and conditions of business apply to all fee-paying subscribers and trial users.