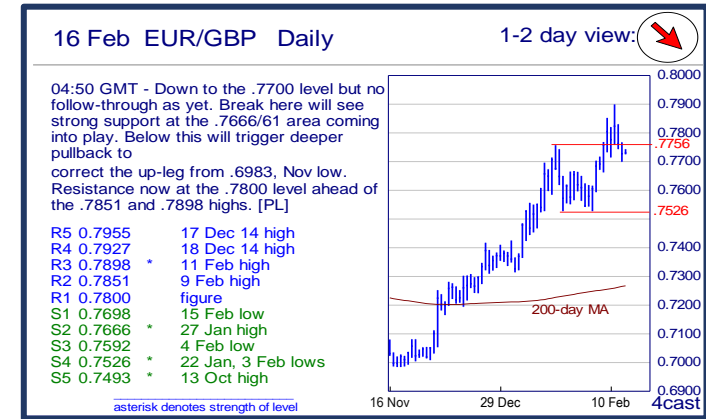
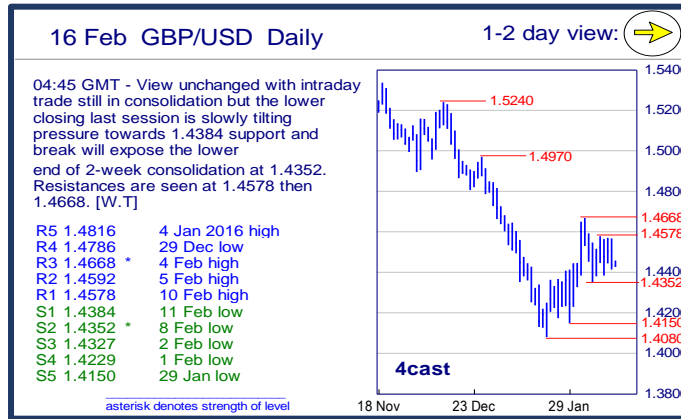
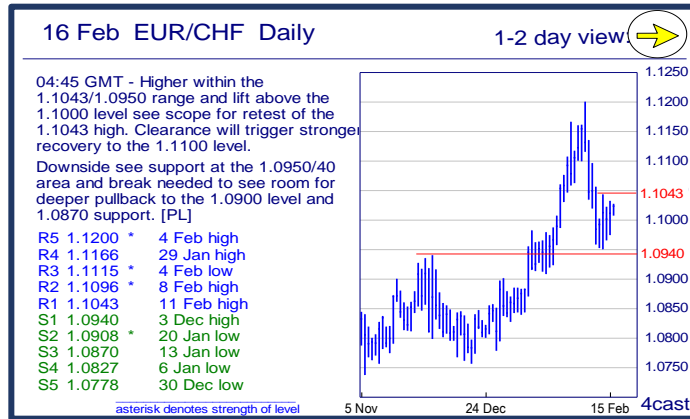
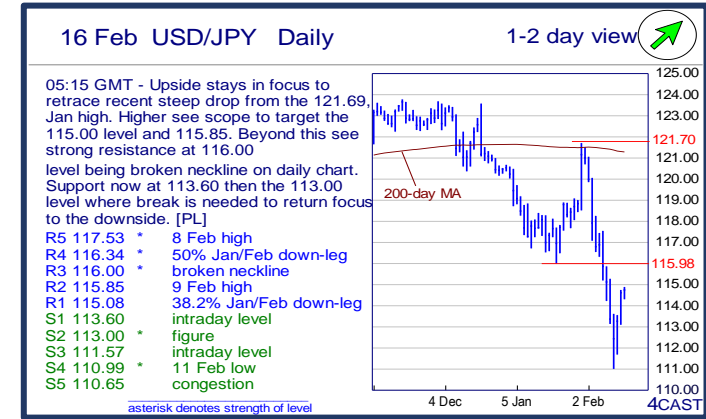
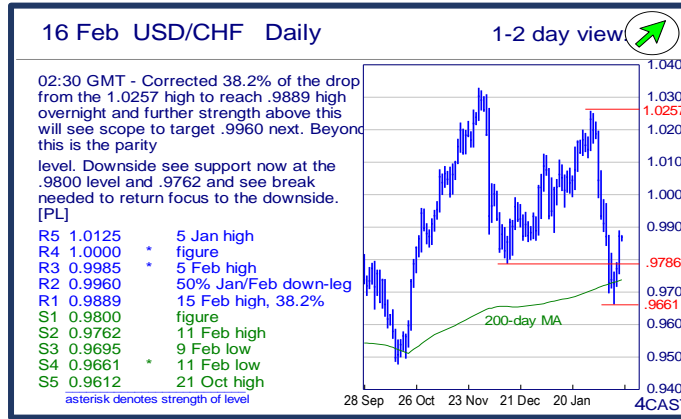
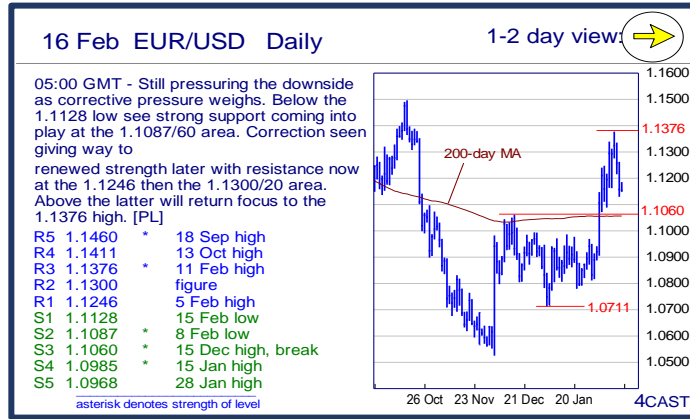


	Trends	Res 4	Res 3	Res 2	Res 1	Spot	Sup 1	Sup 2	Sup 3	Sup 4	MA20	MA50	MA200	RSI 9	
Scandies	EUR/SEK	→	9.6130	9.5835	9.5276	9.4975	9.4602	9.4312	9.3982	9.3872	9.3530	9.3773	9.3062	9.3486	63
	EUR/NOK	↘	9.8970	9.8000	9.7480	9.7060	9.5998	9.5420	9.5275	9.5000	9.4538	9.5499	9.5686	9.1949	51
	USD/SEK	→	8.6562	9.6180	8.5825	8.5125	8.4847	8.4086	8.3395	8.3237	8.2871	8.4893	8.4897	8.4570	53
	USD/NOK	→	8.7930	8.7565	8.7460	8.6570	8.6089	8.5390	8.5000	8.4465	8.4310	8.6444	8.7278	8.3184	47
	EUR/DKK	→	7.47~	7.4685	7.4665	7.4655	7.4641	7.4615	7.4570	7.4568	7.4545	7.4635	7.4628	7.4615	56
	NOK/SEK	→	1.0000	0.9977	0.9930	0.9877	0.9849	0.9784	0.9734	0.9613	0.9600	0.9804	0.9712	1.0167	59
Majors	EUR/USD	→	1.1411	1.1376	1.1300	1.1246	1.1148	1.1128	1.1087	1.1060	1.0985	1.1043	1.0959	1.1053	54
	USD/JPY	↗	116.34	116.00	115.85	115.08	114.77	113.60	113.00	111.57	110.99	117.01	118.67	121.25	41
	EUR/GBP	↘	.7927	.7898	.7851	.7800	0.7731	.7698	.7666	.7592	.7526	0.7670	0.7503	0.7264	57
	GBP/USD	→	1.4786	1.4668	1.4592	1.4578	1.4416	1.4384	1.4352	1.4327	1.4229	1.4394	1.4608	1.5220	47
	USD/CHF	↗	1.0000	0.9985	0.9960	0.9889	0.9881	0.9800	0.9762	0.9695	0.9661	0.9994	0.9967	0.9734	45
	EUR/JPY	↗	130.06	129.05	128.28	128.00	127.97	127.25	126.38	125.78	124.97	129.19	130.03	134.01	39
	EUR/CHF	→	1.1166	1.1115	1.1096	1.1043	1.1018	1.0940	1.0908	1.0870	1.0827	1.1037	1.0926	1.0757	50
	AUD/USD	↗	.7296	.7243	.7219	.7172	0.7148	.7100	.7064	.6974	.6957	0.7068	0.7110	0.7293	60
	USD/CAD	→	1.4101	1.4016	1.4000	1.3986	1.3765	1.3705	1.3625	1.3586	1.3532	1.3995	1.3996	1.3204	35
	NZD/USD	→	.6834	.6800	.6752	.6681	0.6591	.6586	.6560	.6509	.6450	0.6568	0.6643	0.6676	48
	EUR/CAD	↘	1.6105	1.5975	1.5910	1.5590	1.5349	1.5335	1.5300~	1.5110	1.4955	1.5458	1.5337	1.4589	42
GBP/JPY	↗	169.85	168.98	167.64	166.98	165.4900	164.65	163.95	162.87	161.69	168.4485	173.4118	184.6127	39	
EM	USD/CNH	↘	6.5678	6.5578	6.5504	6.5354	6.5144	6.4988	6.4857	6.4687	6.4549	6.5790	6.5761	6.3857	30
	USD/ZAR	↘	16.970	16.650	16.440	16.270	15.7137	15.45	15.270	15.055	14.790	16.1124	15.8629	13.7834	36
	USD/BRL	→	4.1000	4.0280	4.0140	4.0000	3.9960	3.9670	3.9030	3.8000	3.7700	3.9995	3.9747	3.6405	54
	USD/MXN	→	19.500	19.445	19.231	19.000	18.751	18.000	17.860	17.465	17.000	18.561	17.898	16.662	57
	EUR/PLN	→	4.5975	4.5235	4.50~	4.4720	4.3942	4.3700	4.3695	4.3285	4.2680	4.4320	4.3636	4.2386	43
	EUR/CZK	→	27.19~	27.140	27.105	27.087	27.014	26.960	26.949	26.914	25.710	27.016	27.016	27.096	48
	EUR/HUF	↘	318.00	316.35	313.00	311.30	309.18	308.80	308.35	306.70	304.40	311.27	313.50	311.86	37
	EUR/TRY	→	3.4295	3.4000	3.3760	3.3545	3.2820	3.2410	3.1980	3.1635	3.1380	3.2681	3.2457	3.1609	52
	USD/PLN	↘	4.1000	4.0481	4.0000	3.9858	3.9421	3.8888	3.8750	3.8590	3.8400	4.0160	3.9832	3.8373	41
USD/RUB	→	85.95	82.25	81.02	80.62	76.78	74.44	72.32	71.70	69.31	78.39	75.16	64.70	44	
Other Markets	S&P 500 Futures	→	1983	1958	1953	1947	1893	1804	1800	1784	1750	1879	1955	2018	53
	DAX Futures	↘	9800	9620	9467	9251	9209	8691	8641	8600	8350	9420	10000	10647	46
	US 10y Futures	→	133-01+	132-00	131-16	131-05	130.22	130-00	129-08	128-00	127-28	129.85	127.88	126.65	58
	Bund Futures	↘	167.00	166.50	166.16	165.39	164.68	163.72	162.70	161.55	161.13	157.92	160.19	157.40	56
	WTI Oil Futures	↗	34.82	33.60	32.45	31.38	30.83	28.95	27.56	27.48	26.95	30.43	34.51	48.03	52


	Trends	Res 4	Res 3	Res 2	Res 1	Spot	Sup 1	Sup 2	Sup 3	Sup 4	MA20	MA 50	MA 200	RSI 9	
Scandies	EUR/SEK	→	9.6130 11Feb high	9.5835 intraday level	9.5276 intraday level	9.4975 15Feb high	9.4602	9.4312 12 Feb low	9.3982 15 Jan high	9.3872 5Feb low	9.3530 29 Jan high	9.3773	9.3062	9.3486	63
	EUR/NOK	↘	9.8970 31Dec 08 high	9.8000 figure	9.7480 12 Jan high	9.7060 12 Feb high	9.5998	9.5420 10 Feb low	9.5275 8 Feb low	9.5000 figure	9.4538 4 Feb low	9.5499	9.5686	9.1949	51
	USD/SEK	→	8.6562 21Jan high	9.6180 29 Jan high	8.5825 3 Feb high	8.5125 15Feb high	8.4847	8.4086 15 Feb low	8.3395 11Feb low	8.3237 29 Dec low	8.2871 21Oct low	8.4893	8.4897	8.4570	53
	USD/NOK	→	8.7930 25 Jan high	8.7565 15 Jan low	8.7460 2 Feb high	8.6570 15Feb high	8.6089	8.5390 12 Feb low	8.5000 figure	8.4465 4 Feb low	8.4310 2 Nov low	8.6444	8.7278	8.3184	47
	EUR/DKK	→	7.47~ early Apr lows	7.4685 May-15 high	7.4665 24-Dec high	7.4655 20-1-Jan YTD high	7.4641	7.4615 last week low	7.4570 7-Jan low	7.4568 Dec-15 low	7.4545 Oct-15 low	7.4635	7.4628	7.4615	56
	NOK/SEK	→	1.0000 figure	0.9977 7Dec high	0.9930 10 Feb high	0.9877 intraday level	0.9849	0.9784 15 Feb low	0.9734 11Feb low	0.9613 21Jan low	0.9600 figure	0.9804	0.9712	1.0167	59
Majors	EUR/USD	→	1.1411 13 Oct high	1.1376 11Feb high	1.1300 figure	1.1246 5 Feb high	1.1148	1.1128 15 Feb low	1.1087 8 Feb low	1.1060 15 Dec high, break	1.0985 15 Jan high	1.1043	1.0959	1.1053	54
	USD/JPY	↗	116.34 50%Jan/Feb dow	116.00 broken neckline	115.85 9 Feb high	115.08 38.2%Jan/Feb dc	114.77	113.60 intraday level	113.00 figure	111.57 intraday level	110.99 11Feb low	117.01	118.67	121.25	41
	EUR/GBP	↘	.7927 18 Dec 14 high	.7898 11Feb high	.7851 9 Feb high	.7800 figure	0.7731	.7698 15 Feb low	.7666 27 Jan high	.7592 4 Feb low	.7526 22 Jan, 3 Feb low	0.7670	0.7503	0.7264	57
	GBP/USD	→	1.4786 29 Dec low	1.4668 4 Feb high	1.4592 5 Feb high	1.4578 10 Feb high	1.4416	1.4384 11Feb low	1.4352 8 Feb low	1.4327 2 Feb low	1.4229 1Feb low	1.4394	1.4608	1.5220	47
	USD/CHF	↗	1.0000 figure	0.9985 5 Feb high	0.9960 50%Jan/Feb dow	0.9889 15 Feb high, 38.2%	0.9881	0.9800 figure	0.9762 11Feb high	0.9695 9 Feb low	0.9661 11Feb low	0.9994	0.9967	0.9734	45
	EUR/JPY	↗	130.06 3 Feb low, break	129.05 50%Jan/Feb dow	128.28 9 Feb low	128.00 figure	127.97	127.25 intraday level	126.38 12 Feb low	125.78 11Feb low	124.97 Jun 2013 low	129.19	130.03	134.01	39
	EUR/CHF	→	1.1166 29 Jan high	1.1115 4 Feb low	1.1096 8 Feb high	1.1043 11Feb high	1.1018	1.0940 3 Dec high	1.0908 20 Jan low	1.0870 13 Jan low	1.0827 6 Jan low	1.1037	1.0926	1.0757	50
	AUD/USD	↗	.7296 200-day MA	.7243 4 Feb high	.7219 5 Feb high	.7172 15 Feb high	0.7148	.7100 figure	.7064 12 Feb low	.6974 9 Feb low	.6957 19 Jan high, break	0.7068	0.7110	0.7293	60
	USD/CAD	→	1.4101 03 Feb high	1.4016 11Feb high	1.4000 figure	1.3986 50-day MA	1.3765	1.3705 05 Feb low	1.3625 early-Dec breakout	1.3586 100-day MA	1.3532 10 Dec low	1.3995	1.3996	1.3204	35
	NZD/USD	→	.6834 16 Dec high	.6800 figure	.6752 5 Feb high	.6681 200-day MA	0.6591	.6586 11Feb low	.6560 21Jan high, break	.6509 3 Feb low	.6450 1Feb low	0.6568	0.6643	0.6676	48
	EUR/CAD	↘	1.6105 20-Jan high	1.5975 18-Jan high	1.5910 11-Feb high	1.5590 Mon am high	1.5349	1.5335 1-Feb high	1.5300~ end-Jan-Feb high	1.5110 1-Feb low	1.4955 5-Jan low	1.5458	1.5337	1.4589	42
GBP/JPY	↗	169.85 intraday level	168.98 intraday level	167.64 10 Feb high	166.98 26 Jan low	165.49	164.65 intraday level	163.95 15Feb low	162.87 intraday level	161.69 12 Feb low	168.45	173.41	184.61	39	
EM	USD/CNH	↘	6.5678 10 Feb high	6.5578 5Feb low	6.5504 11Feb high	6.5354 15 Feb high	6.5144	6.4988 intraday level	6.4857 9 Dec low	6.4687 50% of 6.1863-6.7	6.4549 3 Dec high	6.5790	6.5761	6.3857	30
	USD/ZAR	↘	16.970 18-Jan high	16.650 26-Jan high	16.440 3-Feb high	16.270 9-Feb high	15.714	15.45 Jan low	15.270 30-Dec low	15.055 28-Dec low	14.790 16-Dec low	16.112	15.863	13.783	36
	USD/BRL	→	4.1000 break level	4.0280 break level	4.0140 11Feb high	4.0000 figure	3.9960	3.9670 50-day MA	3.9030 100-day MA	3.8000 break level	3.7700 projection	3.9995	3.9747	3.6405	54
	USD/MXN	→	19.500 projection	19.445 11Feb high	19.231 12 Feb high	19.000 figure	18.751	18.000 break level	17.860 50-day MA	17.465 break level	17.000 figure	18.561	17.898	16.662	57
	EUR/PLN	→	4.5975 Dec 2011 high	4.5235 Jan 2012 high	4.50~ fr mid-Jan highs	4.4720 Tues pm high	4.3942	4.3700 2-Feb low	4.3695 2015 high	4.3285 13-Jan low	4.2680 4-Jan low	4.4320	4.3636	4.2386	43
	EUR/CZK	→	27.19~ 1-Oct high	27.140 Oct high	27.105 3-Dec high	27.087 5-Feb high	27.014	26.960 Jan low	26.949 Dec-15/ last year l	26.914 8-Nov-13 low	25.710 7-Nov-13 low	27.016	27.016	27.096	48
	EUR/HUF	↘	318.00 Jul high, 11-Dec high	316.35 20-Jan high	313.00 9 & 11-Feb highs	311.30 Fri high	309.18	308.80 8-Feb YTD low	308.35 Oct-15 low	306.70 start Aug-15 lows	304.40 19-May-15 low	311.27	313.50	311.86	37
	EUR/TRY	→	3.4295 2-Oct high	3.4000 figure	3.3760 14-Oct high	3.3545 20-Jan high	3.2820	3.2410 8-Feb low	3.1980 1-Feb low	3.1635 4-Jan low	3.1380 18-Dec low	3.2681	3.2457	3.1609	52
	USD/PLN	↘	4.1000 break level	4.0481 03 Feb high	4.0000 figure	3.9858 50-day MA	3.9421	3.8888 intraday low	3.8750 projection	3.8590 28 Dec low	3.8400 break level	4.0160	3.9832	3.8373	41
USD/RUB	→	85.95 21Jan high	82.25 26 Jan high	81.02 03 Feb high	80.62 intraday high	76.78	74.44 50-day MA	72.32 05 Jan low	71.70 2015 tops	69.31 100-day MA	78.39	75.16	64.70	44	
Other Markets	S&P 500 Futures	→	1983 break level	1958 50-day MA	1953 50% of Nov '15	1947 13 Jan high	1893	1804 20 Jan low	1800 figure	1784 200-week MA	1750 break level	1879	1955	2018	53
	DAX Futures	↘	9800 break level	9620 04 Feb high	9467 05 Feb high	9251 break level	9209	8691 11Feb low	8641 mid-Oct '14 low	8600 figure	8350 early-Oct '14 low	9420	10000	10647	46
	US 10y Futures	→	133-01+ 11Feb high	132-00 12 Feb high	131-16 break level	131-05 15 Feb high	130.22	130-00 figure	129-08 20 Jan high	128-00 19 Jan low	127-28 50-day MA	129.85	127.88	126.65	58
	Bund Futures	↘	167.00 figure	166.50 projection	166.16 1+ Feb high	165.39 Fri settle	164.68	163.72 8-Feb low	162.70 29-Jan low, gap	161.55 26-Jan low	161.13 25-Jan low	157.92	160.19	157.40	56
	WTI Oil Futures	↗	34.82 28 Jan high	33.60 4 Feb high	32.45 5 Feb high	31.38 8 Feb high	30.83	28.95 intraday level	27.56 20 Jan low	27.48 11Feb high	26.95 12 Feb low	30.43	34.51	48.03	52







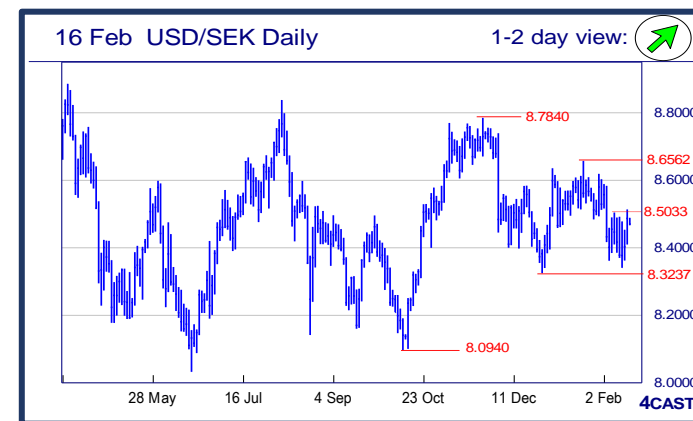
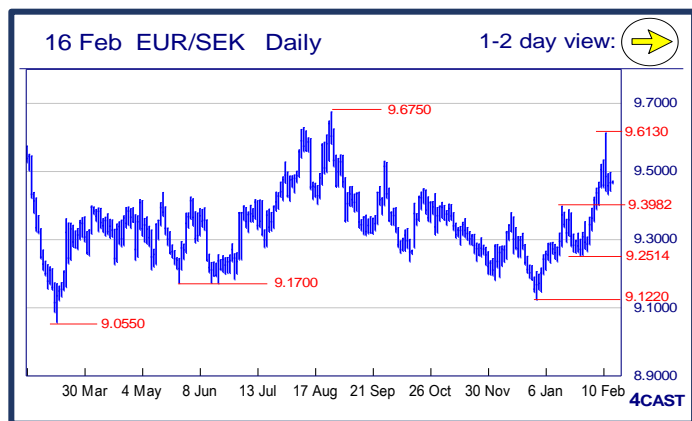
Strong uptrend
 Weak uptrend or higher in range
 Sideways or in range
 Weak downtrend or lower in range
 Strong downtrend








NOK, SEK opening updates



	1 day view	Resistance	Support	4cast
EUR/NOK		9.8970 9.8000 9.7480 9.7060	9.6000 9.5420 9.5275 9.5000	Retains downside bias following rejection from the 9.7480 high and see break of the 9.6000 level needed to swing focus lower to the 9.5420 support and 9.5000 level. Resistance now at 9.7060 then the 9.7480 high. [P.L]
EUR/SEK		9.6130 9.5835 9.5276 9.4975	9.4312 9.3982 9.3872 9.3530	Last 2 sessions of trading remains consolidative and spilling into the new day and need a push below 9.4312 support to expose deeper pullback. Lift above 9.4975 high set prior session will help bulls regain footing to 9.5276/5835. [W.T]
USD/NOK		8.7930 8.7565 8.7460 8.6570	8.5390 8.5000 8.4465 8.4310	Up-leg from the 8.5000 level reached 8.6570 high and break needed to trigger stronger recovery to the 8.7460 and 8.7565 resistance. Lower high sought for retest of 8.5000 level later and where break will see return to the 8.4465 low. [P.L]
USD/SEK		8.6562 9.6180 8.5825 8.5125	8.4086 8.3395 8.3237 8.2871	The move above the consolidative high of 8.5033 last session is helping rebound gain firmer footing and risks higher extension to 8.5825. Strong support now seen at 8.3395 and break will signal bears back in force. [W.T]



 Strong uptrend
  Weak uptrend or higher in range
  Sideways or in range
  Weak downtrend or lower in range
  Strong downtrend