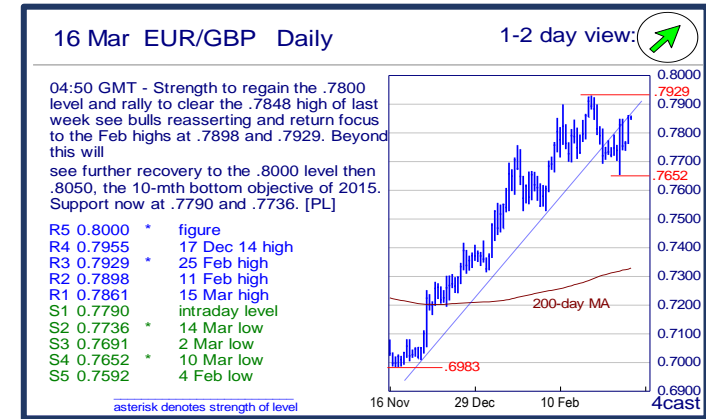
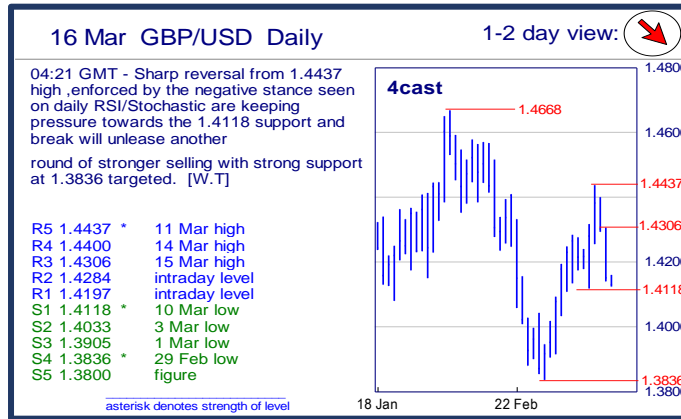
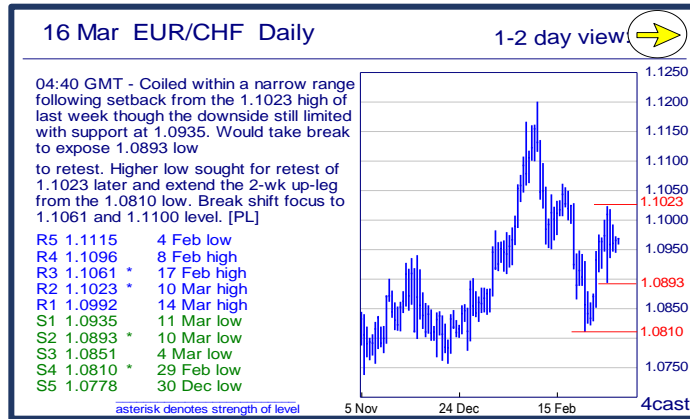
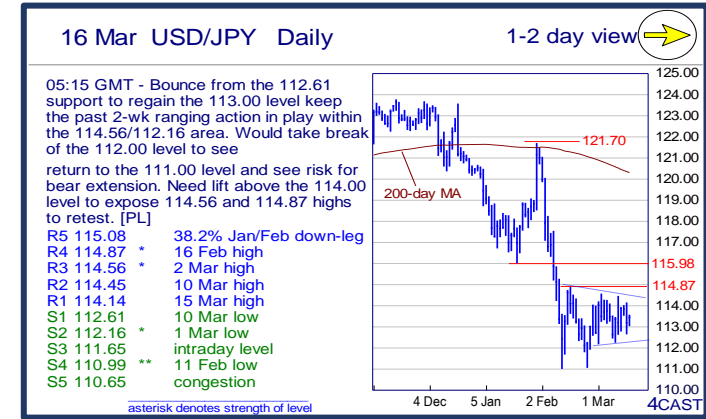
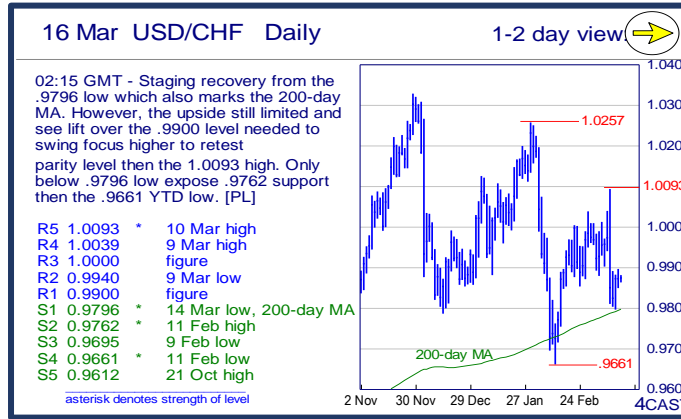
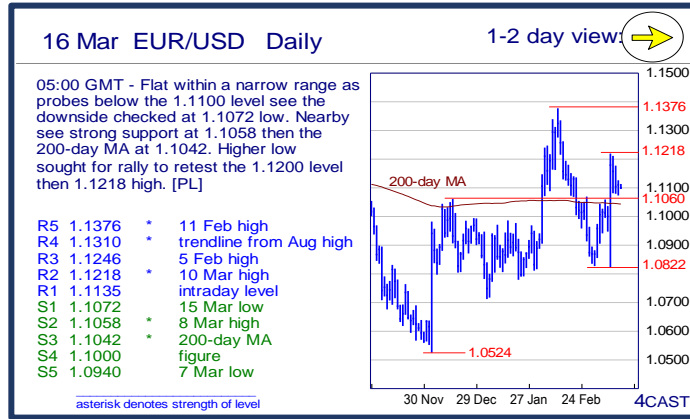


	Trends	Res 4	Res 3	Res 2	Res 1	Spot	Sup 1	Sup 2	Sup 3	Sup 4	MA20	MA50	MA200	RSI 9	
Scandies	EUR/SEK	↘	9.3522	9.3143	9.2897	9.2640	9.2457	9.1965	9.1454	9.1220	9.1000	9.3322	9.3470	9.3506	36
	EUR/NOK	↗	9.6475	9.6200	9.5710	9.5220	9.4982	9.4625	9.4000	9.3765	9.3170	9.4529	9.5278	9.2896	55
	USD/SEK	↘	8.4630	8.4242	8.3890	8.3670	8.3300	8.2871	8.2643	8.2265	8.2114	8.4654	8.4886	8.4688	30
	USD/NOK	→	8.6925	8.6325	8.6095	8.5785	8.5588	8.4965	8.4690	8.3965	8.3205	8.5717	8.6508	8.4131	51
	EUR/DKK	↘	7.4665	7.4662	7.4647	7.4635~	7.4568	7.4560	7.4554	7.4545	7.4518	7.4605	7.4621	7.4615	28
	NOK/SEK	↘	0.9928	0.9859	0.9796	0.9745	0.9728	0.9661	0.9613	0.9600	0.9517	0.9859	0.9796	1.0060	37
Majors	EUR/USD	→	1.1310	1.1246	1.1218	1.1135	1.1096	1.1072	1.1058	1.1042	1.1000	1.1023	1.1009	1.1040	57
	USD/JPY	→	114.87	114.56	114.45	114.14	113.39	112.61	112.16	111.65	110.99	113.21	115.52	120.27	48
	EUR/GBP	↗	.7955	.7929	.7898	.7861	0.7851	.7790	.7736	.7691	.7652	0.7790	0.7702	0.7325	61
	GBP/USD	↘	1.4400	1.4306	1.4284	1.4197	1.4136	1.4118	1.4033	1.3905	1.3836	1.4147	1.4291	1.5082	44
	USD/CHF	→	1.0039	1.0000	0.9940	0.9900	0.9871	0.9796	0.9762	0.9695	0.9661	0.9920	0.9966	0.9794	43
	EUR/JPY	↘	128.17	127.29	126.71	126.07	125.84	125.10	124.89	123.65	123.06	124.79	127.16	132.78	52
	EUR/CHF	→	1.1096	1.1061	1.1023	1.0992	1.0958	1.0935	1.0893	1.0851	1.0810	1.0937	1.0973	1.0812	52
	AUD/USD	↘	.7679	.7658	.7594	.7528	0.7457	.7445	.7427	.7410	.7385	0.7325	0.7150	0.7242	61
	USD/CAD	↗	1.3859	1.3677	1.3470	1.3400	1.3358	1.3315	1.3209	1.3164	1.3125	1.3463	1.3841	1.3327	45
	NZD/USD	↘	.6800	.6775	.6710	.6680	0.6608	.6587	.6566	.6545	.6509	0.6675	0.6600	0.6615	43
	EUR/CAD	→	1.5390	1.5265	1.5145	1.5015	1.4824	1.4525	1.4380	1.4225	1.4035	1.4842	1.5237	1.4709	49
	GBP/JPY	↘	163.41	162.95	161.94	161.56	160.2800	159.49	158.74	158.56	156.21	160.1435	165.1236	181.5464	45
EM	USD/CNH	↗	6.5592	6.5497	6.5317	6.5298	6.5174	6.5080	6.4912	6.4800	6.4720	6.5207	6.5599	6.4190	50
	USD/ZAR	↗	16.970	16.650	16.440	16.310	15.9525	15.690	15.025	14.790	14.490	15.5158	15.9467	14.1425	62
	USD/BRL	→	3.9480	3.8950	3.8380	3.7760	3.7638	3.7130	3.5970	3.5710	3.5000	3.8425	3.9444	3.7201	47
	USD/MXN	↘	18.620	18.394	18.217	17.952	17.882	17.610	17.600	17.550	17.535	17.967	18.223	16.940	46
	EUR/PLN	↘	4.3770	4.3700	4.3455	4.3120	4.2870	4.2690	4.2600	4.2535	4.2240	4.3341	4.3853	4.2620	35
	EUR/CZK	→	27.19~	27.140	27.131	27.08~	27.023	27.00-3	26.960	26.949	26.914	27.030	27.022	27.058	47
	EUR/HUF	↗	316.35	314.65	312.95~	311.50~	310.33	308.45	307.25	306.72	306.48	309.52	311.33	311.91	53
	EUR/TRY	→	3.3420	3.3145	3.2830	3.2705	3.2120	3.1640	3.1380	3.1175	3.0775	3.2196	3.2553	3.1897	49
	USD/PLN	↘	3.9871	3.9661	3.9112	3.8939	3.8650	3.8430	3.8352	3.8350	3.8270	3.9327	3.9849	3.8627	30
	USD/RUB	↘	80.00~	77.55	76.01	71.80	70.91	69.78	68.00	67.05	66.65	73.38	76.06	66.95	38
Other Markets	S&P 500 Futures	→	2036	2015	2012	2011	2007	1999	1939	1877	1800	1971	1925	2005	70
	DAX Futures	↗	11000	10693	10165	10120	9940	9395	9000	8690	8350	9608	9568	10438	62
	US 10y Futures	→	131-14	130-27	129-26	129-00	128.13	128-06+	128-06	128-02	128-00	130.00	129.50	127.09	33
	Bund Futures	↘	165.00	164.00	163.40	162.22	161.17	160.81	160.40	160.02	159.21	162.77	162.69	158.02	37
	WTI Oil Futures	↘	40.00	39.02	38.86	37.40	36.83	36.28	33.75	32.40	30.56	35.03	33.67	45.75	57

	Trends	Res 4	Res 3	Res 2	Res 1	Spot	Sup 1	Sup 2	Sup 3	Sup 4	MA20	MA 50	MA 200	RSI 9	
Scandies	EUR/SEK	↘	9.3522 200-day MA	9.3143 14 Mar high	9.2897 15 Mar high	9.2640 1 Feb low	9.2457	9.1965 5 Jan low	9.1454 4 Jan low	9.1220 30 Dec low	9.1000 figure	9.3322	9.3470	9.3506	36
	EUR/NOK	↗	9.6475 17 Feb high	9.6200 24 Feb high	9.5710 10 Mar high	9.5220 15 Mar high	9.4982	9.4625 11 Mar high	9.4000 figure	9.3765 11 Mar low	9.3170 7 Mar low	9.4529	9.5278	9.2896	55
	USD/SEK	↘	8.4630 26 Feb low	8.4242 19 Feb low	8.3890 11 Mar high	8.3670 14 Mar high	8.3300	8.2871 21 Oct low	8.2643 20 Oct low	8.2265 19 Oct low	8.2114 16 Oct low	8.4654	8.4886	8.4688	30
	USD/NOK	→	8.6925 3 Mar high	8.6325 1 Mar low	8.6095 10 Mar high	8.5785 15 Mar high	8.5588	8.4965 intraday level	8.4690 15 Mar low	8.3965 11 Mar low	8.3205 26 Oct low	8.5717	8.6508	8.4131	51
	EUR/DKK	↘	7.4665 24-Dec high	7.4662 16-Feb YTD high	7.4647 24-Feb high	7.4635~ 7-9-Mar highs	7.4568	7.4560 Tues pm low	7.4554 3-Mar YTD low	7.4545 Oct-15 low	7.4518 Jul-15 low	7.4605	7.4621	7.4615	28
	NOK/SEK	↘	0.9928 11 Mar high	0.9859 15 Mar high	0.9796 10 Mar low	0.9745 24 Feb low	0.9728	0.9661 5 Jan high	0.9613 21 Jan low	0.9600 figure	0.9517 7 Jan low	0.9859	0.9796	1.0060	37
Majors	EUR/USD	→	1.1310 trendline from Aug	1.1246 5 Feb high	1.1218 10 Mar high	1.1135 intraday level	1.1096	1.1072 15 Mar low	1.1058 8 Mar high	1.1042 200-day MA	1.1000 figure	1.1023	1.1009	1.1040	57
	USD/JPY	→	114.87 16 Feb high	114.56 2 Mar high	114.45 10 Mar high	114.14 15 Mar high	113.39	112.61 10 Mar low	112.16 1 Mar low	111.65 intraday level	110.99 11 Feb low	113.21	115.52	120.27	48
	EUR/GBP	↗	.7955 17 Dec 14 high	.7929 25 Feb high	.7898 11 Feb high	.7861 15 Mar high	0.7851	.7790 intraday level	.7736 14 Mar low	.7691 2 Mar low	.7652 10 Mar low	0.7790	0.7702	0.7325	61
	GBP/USD	↘	1.4400 14 Mar high	1.4306 15 Mar high	1.4284 intraday level	1.4197 intraday level	1.4136	1.4118 10 Mar low	1.4033 3 Mar low	1.3905 1 Mar low	1.3836 29 Feb low	1.4147	1.4291	1.5082	44
	USD/CHF	→	1.0039 9 Mar high	1.0000 figure	0.9940 9 Mar low	0.9900 figure	0.9871	0.9796 14 Mar low, 200-	0.9762 11 Feb high	0.9695 9 Feb low	0.9661 11 Feb low	0.9920	0.9966	0.9794	43
	EUR/JPY	↘	128.17 16 Feb high	127.29 11 Mar high	126.71 intraday high	126.07 11 Mar low	125.84	125.10 15 Mar low	124.89 9 Mar high	123.65 10 Mar low	123.06 9 Mar low	124.79	127.16	132.78	52
	EUR/CHF	→	1.1096 8 Feb high	1.1061 17 Feb high	1.1023 10 Mar high	1.0992 14 Mar high	1.0958	1.0935 11 Mar low	1.0893 10 Mar low	1.0851 4 Mar low	1.0810 29 Feb low	1.0937	1.0973	1.0812	52
	AUD/USD	↘	.7679 23 Jun low	.7658 2 Jul high	.7594 14 Mar high	.7528 9 Mar high	0.7457	.7445 15 Mar low	.7427 10 Mar low	.7410 8 Mar low	.7385 Dec high	0.7325	0.7150	0.7242	61
	USD/CAD	↗	1.3859 24 Feb high	1.3677 100-day MA	1.3470 04 Mar high	1.3400 figure	1.3358	1.3315 200-day MA	1.3209 14 Mar low	1.3164 11 Mar low	1.3125 50-week MA	1.3463	1.3841	1.3327	45
	NZD/USD	↘	.6800 figure	.6775 26 Feb high	.6710 intraday level	.6680 intraday level	0.6608	.6587 15 Mar low	.6566 29 Feb low	.6545 16 Feb low	.6509 3 Feb low	0.6675	0.6600	0.6615	43
	EUR/CAD	→	1.5390 19-Feb high	1.5265 24-Feb high	1.5145 25-Feb high	1.5015 10-Mar high	1.4824	1.4525 1-Mar low	1.4380 10-Mar low	1.4225 1-Dec high	1.4035 3-Dec low	1.4842	1.5237	1.4709	49
GBP/JPY	↘	163.41 intraday level	162.95 15 Mar high	161.94 intraday level	161.56 intraday level	160.28	159.49 9 Mar low	158.74 2 Mar low	158.56 26 Feb high	156.21 29 Feb/1 Mar low	160.14	165.12	181.55	45	
EM	USD/CNH	↗	6.5592 29 Feb high	6.5497 3 Mar high	6.5317 26 Feb low	6.5298 4 Mar high	6.5174	6.5080 intraday level	6.4912 15 Mar low	6.4800 14 Mar low	6.4720 11 Mar low	6.5207	6.5599	6.4190	50
	USD/ZAR	↗	16.970 18-Jan high	16.650 26-Jan high	16.440 3-Feb high	16.310 26-Feb high	15.953	15.690 4-Mar high	15.025 10-Mar low	14.790 16-Dec low	14.490 30-Nov high	15.516	15.947	14.142	62
	USD/BRL	→	3.9480 50-day MA	3.8950 100-day MA	3.8380 29 Dec low	3.7760 15 Mar high	3.7638	3.7130 200-day MA	3.5970 50-week MA	3.5710 11 Mar low	3.5000 H&S target	3.8425	3.9444	3.7201	47
	USD/MXN	↘	18.620 10 Feb low	18.394 18 Feb high	18.217 50-day MA	17.952 17 Feb low	17.882	17.610 10 Mar low	17.600 break level	17.550 projection	17.535 100-day MA	17.967	18.223	16.940	46
	EUR/PLN	↘	4.3770 29-Feb high	4.3700 20 15 high, st-Feb	4.3455 10-Mar high	4.3120 2-Mar low	4.2870	4.2690 Mon low	4.2600 1-Jan high/ gap lo	4.2535 1-Jan YTD low	4.2240 30-Dec-15 low	4.3341	4.3853	4.2620	35
	EUR/CZK	→	27.19~ 1-Oct high	27.140 Oct high	27.131 11-Feb YTD high	27.08~ fr 26-Feb highs	27.023	27.00-3 Nov-Feb high vol	26.960 Feb low	26.949 Dec-15/ last year l	26.914 8-Nov-13 low	27.030	27.022	27.058	47
	EUR/HUF	↗	316.35 20-Jan high	314.65 28-Jan high	312.95~ 9 & 11-Feb highs	311.50~ fr mid-Feb highs	310.33	308.45 10-Mar low	307.25 24-Feb low	306.72 start Aug-15 lows	306.48 22-Feb YTD low	309.52	311.33	311.91	53
	EUR/TRY	→	3.3420 11-Feb high	3.3145 19-Feb high	3.2830 22-Feb high	3.2705 29-Feb high	3.2120	3.1640 3-Mar low	3.1380 18-Dec low	3.1175 10-Mar low	3.0775 2-Dec high	3.2196	3.2553	3.1897	49
	USD/PLN	↘	3.9871 50-day MA	3.9661 100-day MA	3.9112 08 Mar low	3.8939 11 Mar hig	3.8650	3.8430 14 Mar low	3.8352 11 Mar low	3.8350 break level	3.8270 50-week MA	3.9327	3.9849	3.8627	30
	USD/RUB	↘	80.00~ Feb range highs	77.55 24 Feb high	76.01 50-day MA	71.80 100-day MA	70.91	69.78 15 Mar low	68.00 figure	67.05 Nov-15 highs	66.65 200-day MA	73.38	76.06	66.95	38
Other Markets	S&P 500 Futures	→	2036 04 Jan high	2015 14 Mar high	2012 11 Mar high	2011 50-week MA	2007	1999 200-day MA	1939 13 Jan high	1877 24 Feb low	1800 figure	1971	1925	2005	70
	DAX Futures	↗	11000 figure	10693 gap break	10165 13 Jan high	10120 break level	9940	9395 10 Mar low	9000 gap break	8690 11 Feb low	8350 early-Oct '14 low	9608	9568	10438	62
	US 10y Futures	→	131-14 24 Feb high	130-27 01 Mar high	129-26 17 Feb low	129-00 50-day MA	128.13	128-06+ 11 Mar low	128-06 projection	128-02 break level	128-00 figure	130.00	129.50	127.09	33
	Bund Futures	↘	165.00 ABC move	164.00 29-Feb high	163.40 10-Mar high	162.22 14-Mar high	161.17	160.81 10-Mar low	160.40 1-Feb low	160.02 29-Jan low, gap	159.21 21-Jan high	162.77	162.69	158.02	37
	WTI Oil Futures	↘	40.00 figure	39.02 11 Mar high	38.86 11 Mar high	37.40 intraday high	36.83	36.28 28 Jan high	33.75 50-day MA	32.40 24 Feb high	30.56 24 Feb low	35.03	33.67	45.75	57

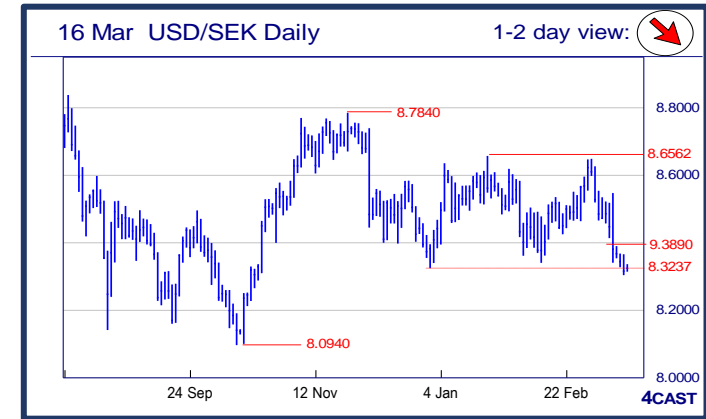
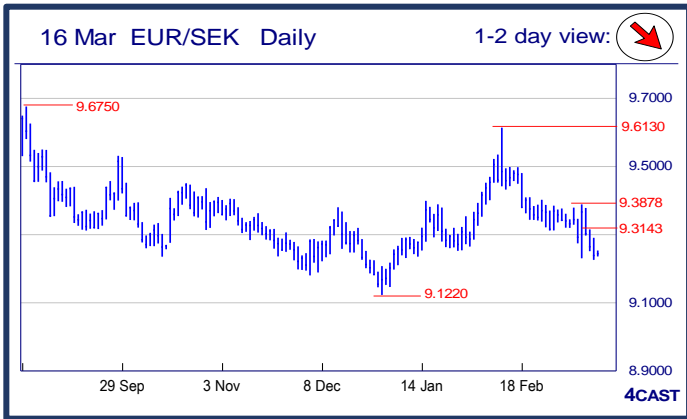


Strong uptrend
 Weak uptrend or higher in range
 Sideways or in range
 Weak downtrend or lower in range
 Strong downtrend



NOK, SEK opening updates

	1 day view	Resistance	Support	4cast
EUR/NOK		9.6475 9.6200 9.5710 9.5220	9.4625 9.4000 9.3765 9.3170	Rally above the 9.4625/85 resistance see pressure returning to the upside and shift focus to the 9.5710 high last week. Clearance here will see scope to 9.6000 and 9.6200 level. Support now at 9.4625 and 9.4000. [P.L]
EUR/SEK		9.3522 9.3143 9.2897 9.2640	9.1965 9.1454 9.1220 9.1000	Trade last session exposed further crack below 9.2297 support and enforced by the negative stance seen on daily tools. Below the 9.3143 hurdle, shorts stay in play, eyeing lower extension to 9.1965 ahead of 9.1454. [W.T]
USD/NOK		8.6925 8.6325 8.6095 8.5785	8.4965 8.4690 8.3965 8.3205	Staging recovery from the 200-day MA at 8.3965 to reach 8.5785 high. Beyond this will see room to the 8.6095 high of last week. Clearance will shift focus to the 8.7000 level. Support now at 8.4965 and 8.4690. [P.L]
USD/SEK		8.4630 8.4242 8.3890 8.3670	8.2871 8.2643 8.2265 8.2114	Bears broke below the 8.3237 support last session and seen reviving broader downmove from 8.6476 high towards next support at 8.2871 then 8.2643. Below 8.3890 hurdle, shorts are favoured. [W.T]



Strong uptrend
 Weak uptrend or higher in range
 Sideways or in range
 Weak downtrend or lower in range
 Strong downtrend

Copyright and other intellectual property rights in the material in this document belong to 4CAST Limited and/or 4CAST Inc (4CAST). The material shall not, under any circumstances, be reproduced or distributed in whole or part without the prior written consent of 4CAST. The material in this document is based upon information which 4CAST considers to be reliable and the analysis and opinion in the material represents the view of 4CAST at the time of transmission (unless stated otherwise). Such analysis and opinion is subject to change without notice. The material is intended for use by parties knowledgeable and experienced in the financial sector and is only one source amongst others to be considered in carrying on their business or activity. ACCORDINGLY 4CAST MAKES NO REPRESENTATION OR WARRANTY EXPRESS OR IMPLIED STATUTORY OR OTHERWISE (INCLUDING BUT NOT LIMITED TO) THE ACCURACY OF THE MATERIAL IN THIS DOCUMENT OR THE FITNESS FOR PURPOSE AND ALL SUCH REPRESENTATIONS AND WARRANTIES ARE HEREBY EXPRESSLY EXCLUDED. 4CAST does not give or purport to give investment advice. Any action taken by users on the basis of material in this document is entirely at their own risk. Independent investment advice should be sought where appropriate. 4CAST website may link to or be linked to other Internet sites. 4CAST does not accept responsibility for the content of such other sites. 4CAST's terms and conditions of business apply to all fee-paying subscribers and trial users.