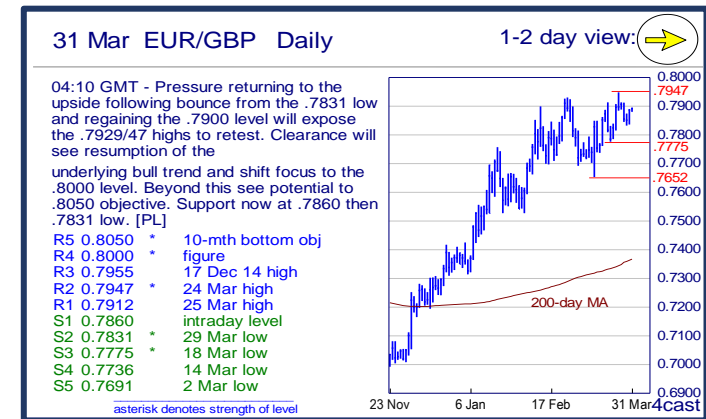
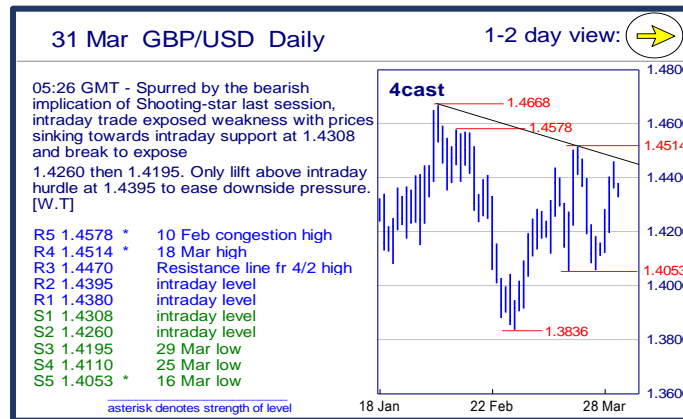
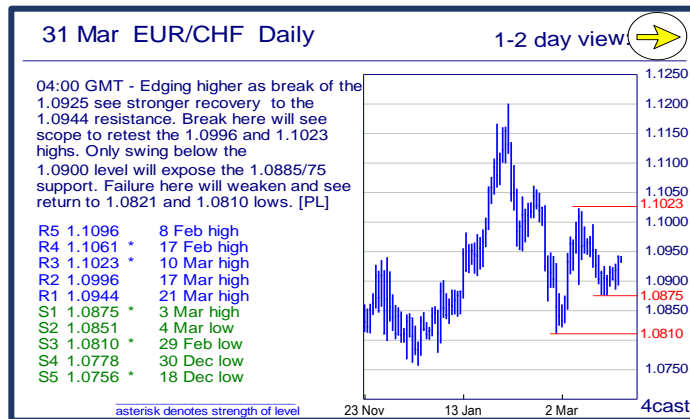
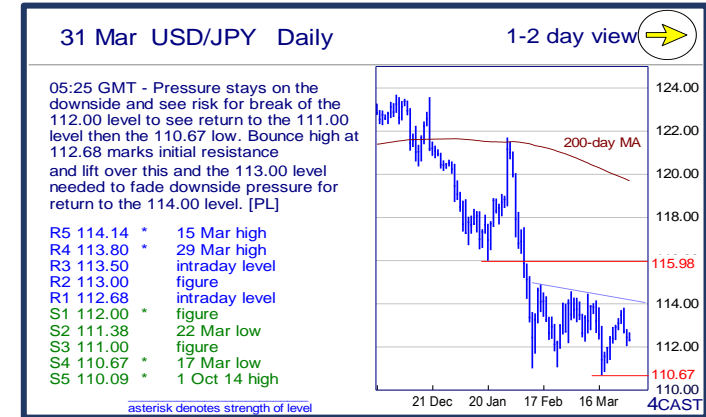
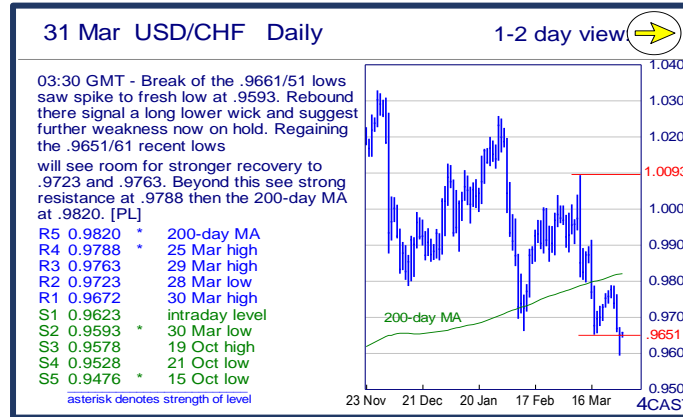
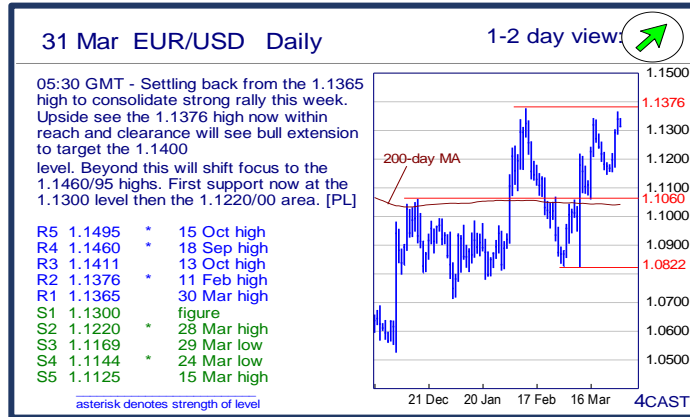
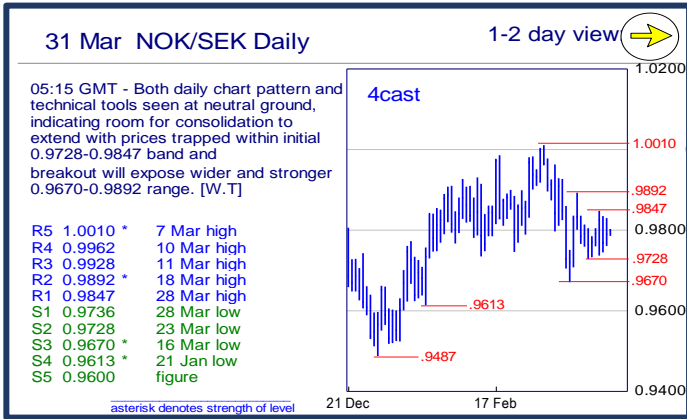


	Trends	Res 4	Res 3	Res 2	Res 1	Spot	Sup 1	Sup 2	Sup 3	Sup 4	MA20	MA50	MA200	RSI 9	
Scandies	EUR/SEK	↘	9.3066	9.2944	9.2674	9.2520	9.2273	9.2060	9.1454	9.1396	9.1220	9.2718	9.3351	9.3521	39
	EUR/NOK	↘	9.6200	9.5710	9.5280	9.5030	9.4168	9.4085	9.3705	9.3170	9.2765	9.4365	9.4856	9.3273	45
	USD/SEK	↓	8.2613	8.2227	8.2044	8.1790	8.1553	8.1260	8.0940	8.0314	8.0003	8.2974	8.4171	8.4709	31
	USD/NOK	↘	8.4910	8.4505	8.4140	8.3810	8.3160	8.2800	8.2640	8.2000	8.1735	8.4423	8.5504	8.4472	34
	EUR/DKK	↘	7.4662	7.4647	7.4635~	7.4575	7.4528	7.4510	7.4500	7.4472	7.4460	7.4567	7.4603	7.4612	37
	NOK/SEK	→	0.9962	0.9928	0.9892	0.9847	0.9794	0.9736	0.9728	0.9670	0.9613	0.9811	0.9827	1.0019	50
Majors	EUR/USD	↗	1.1460	1.1411	1.1376	1.1365	1.1314	1.1300	1.1220	1.1169	1.1144	1.1173	1.1090	1.1039	67
	USD/JPY	→	113.80	113.50	113.00	112.68	112.31	112.00	111.38	111.00	110.67	112.80	114.37	119.67	43
	EUR/GBP	→	.8000	.7955	.7947	.7912	0.7887	.7860	.7831	.7775	.7736	0.7824	0.7765	0.7363	58
	GBP/USD	→	1.4514	1.4470	1.4395	1.4380	1.4339	1.4308	1.4260	1.4195	1.4110	1.4278	1.4280	1.5004	55
	USD/CHF	→	0.9788	0.9763	0.9723	0.9672	0.9658	0.9623	0.9593	0.9578	0.9528	0.9788	0.9895	0.9817	31
	EUR/JPY	↗	129.67	128.41	128.17	127.82	127.08	126.78	126.46	126.27	125.39	126.05	126.83	132.08	60
	EUR/CHF	→	1.1061	1.1023	1.0996	1.0944	1.0929	1.0875	1.0851	1.0810	1.0778	1.0938	1.0974	1.0837	51
	AUD/USD	↗	.7800	.7772	.7739	.7709	0.7648	.7615	.7570	.7510	.7493	0.7543	0.7294	0.7234	64
	USD/CAD	↗	1.3668	1.3587	1.3360	1.3154	1.2998	1.2950	1.2919	1.2835	1.2500	1.3178	1.3559	1.3369	37
	NZD/USD	↗	.7072	.7025	.7012	.6965	0.6897	.6874	.6840	.6800	.6760	0.6751	0.6665	0.6608	65
	EUR/CAD	↘	1.5265	1.5145	1.5015	1.4875	1.4712	1.4525	1.4380	1.4225	1.4035	1.4726	1.5037	1.4756	46
	GBP/JPY	→	162.58	162.03	161.83	161.35	161.0700	160.19	159.37	158.45	157.00	161.0605	163.3430	179.7187	51
EM	USD/CNH	↓	6.5137	6.5027	6.4967	6.4845	6.4728	6.4606	6.4443	6.4151	6.4020	6.4947	6.5337	6.4346	38
	USD/ZAR	↘	16.310	16.240	15.620	15.380	14.9437	14.790	14.490	14.240	13.885	15.3239	15.6408	14.3054	35
	USD/BRL	→	3.8380	3.7440	3.7210	3.6764	3.6065	3.5710	3.5500	3.5000	3.3200	3.6646	3.8515	3.7497	37
	USD/MXN	↘	18.394	18.090	17.952	17.627	17.269	17.204	17.155	17.100	17.028	17.566	18.059	17.050	35
	EUR/PLN	↘	4.3700	4.3125	4.3000	4.2845	4.2760	4.2240	4.2045	4.1785~	4.1530	4.2810	4.3521	4.2677	49
	EUR/CZK	→	27.19~	27.140	27.131	27.08~	27.041	27.020	27.00-3	26.960	26.949	27.030	27.025	27.047	54
	EUR/HUF	↗	319.10	318.00	316.35	315.00	314.79	312.10	309.20	307.30	306.72	311.24	310.72	311.97	73
	EUR/TRY	→	3.3145	3.2830	3.2705	3.2495	3.2137	3.1640	3.1380	3.1175	3.0775	3.2095	3.2370	3.1992	50
	USD/PLN	↘	3.9536	3.9325	3.8925	3.8656	3.7775	3.7439	3.7400	3.7380	3.6787	3.8324	3.9263	3.8681	33
	USD/RUB	↘	76.40	74.50~	74.03	72.26	68.41	67.52	67.41	66.05	64.68	69.51	73.95	67.72	39
Other Markets	S&P 500 Futures	→	2100	2068	2066	2064	2050	2011	1997	1939	1877	1984	1927	2005	79
	DAX Futures	↗	11000	10693	10165	10153	10091	9747	9395	9000	8690	9862	9588	10384	63
	US 10y Futures	↗	132-20+	131-19	131-14	130-27	130.04	129-16	128-20+	128-16	128-01+	129.84	129.68	127.17	48
	Bund Futures	↗	165.00	164.50	164.00	163.79	163.26	163.07	162.22	161.80	160.81	162.77	162.69	158.02	37
	WTI Oil Futures	↘	44.37	42.49	40.48	40.00	37.82	37.75	37.52	36.12	29.85	36.19	33.89	45.43	66

	Trends	Res 4	Res 3	Res 2	Res 1	Spot	Sup 1	Sup 2	Sup 3	Sup 4	MA20	MA 50	MA 200	RSI 9	
Scandies	EUR/SEK	↘	9.3066 17 Mar high	9.2944 28 Mar high	9.2674 30 Mar high	9.2520 intraday level	9.2273	9.2060 16/17 Mar low	9.1454 4 Jan low	9.1396 Obj of triangle	9.1220 30 Dec low	9.2718	9.3351	9.3521	39
	EUR/NOK	↘	9.6200 24 Feb high	9.5710 10 Mar high	9.5280 16 Mar high	9.5030 29 Mar high	9.4168	9.4085 30 Mar low	9.3705 18 Mar low	9.3170 7 Mar low	9.2765 10 Mar low	9.4365	9.4856	9.3273	45
	USD/SEK	↓	8.2613 24 Mar low	8.2227 23 Mar low	8.2044 30 Mar high	8.1790 intraday level	8.1553	8.1260 30 Mar low	8.0940 14 Oct low	8.0314 18 Jun low	8.0003 14 Jan '15 low	8.2974	8.4171	8.4709	31
	USD/NOK	↘	8.4910 29 Mar high	8.4505 200-day MA	8.4140 28 Mar low	8.3810 29 Mar low	8.3160	8.2800 30 Mar low	8.2640 23 Oct low	8.2000 figure	8.1735 22 Oct low	8.4423	8.5504	8.4472	34
	EUR/DKK	↘	7.4662 16-Feb YTD high	7.4647 24-Feb high	7.4635~ 7-9-Mar highs	7.4575 17-Mar high	7.4528	7.4510 23-Mar low	7.4500 figure	7.4472 mid-Mar-'15 low	7.4460 Mar-'15 low	7.4567	7.4603	7.4612	37
	NOK/SEK	→	0.9962 10 Mar high	0.9928 11 Mar high	0.9892 18 Mar high	0.9847 28 Mar high	0.9794	0.9736 28 Mar low	0.9728 23 Mar low	0.9670 16 Mar low	0.9613 21 Jan low	0.9811	0.9827	1.0019	50
Majors	EUR/USD	↗	1.1460 18 Sep high	1.1411 13 Oct high	1.1376 11 Feb high	1.1365 30 Mar high	1.1314	1.1300 figure	1.1220 28 Mar high	1.1169 29 Mar low	1.1144 24 Mar low	1.1173	1.1090	1.1039	67
	USD/JPY	→	113.80 29 Mar high	113.50 intraday level	113.00 figure	112.68 intraday level	112.31	112.00 figure	111.38 22 Mar low	111.00 figure	110.67 17 Mar low	112.80	114.37	119.67	43
	EUR/GBP	→	.8000 figure	.7955 17 Dec 14 high	.7947 24 Mar high	.7912 25 Mar high	0.7887	.7860 intraday level	.7831 29 Mar low	.7775 18 Mar low	.7736 14 Mar low	0.7824	0.7765	0.7363	58
	GBP/USD	→	1.4514 18 Mar high	1.4470 Resistance line fr	1.4395 intraday level	1.4380 intraday level	1.4339	1.4308 intraday level	1.4260 intraday level	1.4195 29 Mar low	1.4110 25 Mar low	1.4278	1.4280	1.5004	55
	USD/CHF	→	0.9788 29 Mar high	0.9763 29 Mar high	0.9723 28 Mar low	0.9672 30 Mar high	0.9658	0.9623 intraday level	0.9593 30 Mar low	0.9578 19 Oct high	0.9528 21 Oct low	0.9788	0.9895	0.9817	31
	EUR/JPY	↗	129.67 27 Nov low	128.41 61.8%Jan-Mar do	128.17 16 Feb high	127.82 30 Mar high	127.08	126.78 29 Mar low	126.46 25 Mar high	126.27 22 Mar high	125.39 24 Mar low	126.05	126.83	132.08	60
	EUR/CHF	→	1.1061 17 Feb high	1.1023 10 Mar high	1.0996 17 Mar high	1.0944 21 Mar high	1.0929	1.0875 3 Mar high	1.0851 4 Mar low	1.0810 29 Feb low	1.0778 30 Dec low	1.0938	1.0974	1.0837	51
	AUD/USD	↗	.7800 figure	.7772 24 Jun high	.7739 1 Jul high	.7709 30 Mar high	0.7648	.7615 30 Mar low	.7570 intraday level	.7510 29 Mar low	.7493 28 Mar low	0.7543	0.7294	0.7234	64
	USD/CAD	↗	1.3668 100-day MA	1.3587 50-day MA	1.3360 200-day MA	1.3154 50-week MA	1.2998	1.2950 break level	1.2919 18 Mar low	1.2835 Mar '15 high	1.2500 break level	1.3178	1.3559	1.3369	37
	NZD/USD	↗	.7072 1 Jun low	.7025 5 Jun low	.7012 17 Jun high	.6965 30 Mar high	0.6897	.6874 18 Mar high	.6840 intraday level	.6800 figure	.6760 intraday level	0.6751	0.6665	0.6608	65
	EUR/CAD	↘	1.5265 24-Feb high	1.5145 25-Feb high	1.5015 10-Mar high	1.4875 15-Mar high	1.4712	1.4525 1-Mar low	1.4380 10-Mar low	1.4225 1-Dec high	1.4035 3-Dec low	1.4726	1.5037	1.4756	46
GBP/JPY	→	162.58 30 Mar high	162.03 intraday level	161.83 intraday level	161.35 intraday level	161.07	160.19 25 Mar high	159.37 25 Mar low	158.45 22 Mar low	157.00 figure	161.06	163.34	179.72	51	
EM	USD/CNH	↓	6.5137 intraday level	6.5027 30 Mar high	6.4967 intraday level	6.4845 intraday level	6.4728	6.4606 21 Mar low	6.4443 18 Mar low	6.4151 25 Nov low	6.4020 61.8%of 6.1863-6	6.4947	6.5337	6.4346	38
	USD/ZAR	↘	16.310 26-Feb high	16.240 16-Mar high	15.620 28-Mar high	15.380 28-Mar low	14.944	14.790 16-Dec low	14.490 30-Nov high	14.240 3-Dec low	13.885 20-Nov low	15.324	15.641	14.305	35
	USD/BRL	→	3.8380 29 Dec low	3.7440 200-day MA	3.7210 24 Mar high	3.6764 29 Mar high	3.6065	3.5710 11 Mar low	3.5500 break level	3.5000 H&S target	3.3200 Mar '15 high	3.6646	3.8515	3.7497	37
	USD/MXN	↘	18.394 18 Feb high	18.090 50-day MA	17.952 17 Feb low	17.627 100-day MA	17.269	17.204 intraday low	17.155 projection	17.100 break level	17.028 200-day MA	17.566	18.059	17.050	35
	EUR/PLN	↘	4.3700 20'15 high, st-Feb	4.3125 16-Mar high	4.3000 figure	4.2845 24-Mar high	4.2760	4.2240 30-Dec-'15 low	4.2045 11-Nov-'15 low	4.1785~ 21.22-Sep-'15 low	4.1530 18-Aug low	4.2810	4.3521	4.2677	49
	EUR/CZK	→	27.19~ 1-Oct high	27.140 Oct high	27.131 11-Feb YTD high	27.08~ fr 26-Feb highs	27.041	27.020 23-Mar open	27.00-3 Nov-Feb high vol	26.960 Feb low	26.949 Dec-'15/ last year	27.030	27.025	27.047	54
	EUR/HUF	↗	319.10 12-Jan YTD high	318.00 Jul high, 11-Dec hi	316.35 20-Jan high	315.00 figure	314.79	312.10 16-Mar high	309.20 21-Mar low	307.30 4-Mar low	306.72 start Aug-'15 lows	311.24	310.72	311.97	73
	EUR/TRY	→	3.3145 19-Feb high	3.2830 22-Feb high	3.2705 29-Feb high	3.2495 17-Mar high	3.2137	3.1640 3-Mar low	3.1380 18-Dec low	3.1175 10-Mar low	3.0775 2-Dec high	3.2095	3.2370	3.1992	50
	USD/PLN	↘	3.9536 100-day MA	3.9325 50-day MA	3.8925 16 Mar high	3.8656 200-day MA	3.7775	3.7439 30 Mar low	3.7400 projection	3.7380 break level	3.6787 Oct '15 low	3.8324	3.9263	3.8681	33
USD/RUB	↘	76.40 end-Feb highs	74.50~ Jan-Feb lows	74.03 50-day MA	72.26 100-day MA	68.41	67.52 25 Mar low	67.41 200-day MA	66.05 Dec '15 low	64.68 50-week MA	69.51	73.95	67.72	39	
Other Markets	S&P 500 Futures	→	2100 figure	2068 30 Dec high	2066 break level	2064 intraday high	2050	2011 50-week MA	1997 200-day MA	1939 13 Jan high	1877 24 Feb low	1984	1927	2005	79
	DAX Futures	↗	11000 figure	10693 gap break	10165 13 Jan high	10153 23 Mar high	10091	9747 17 Mar low	9395 10 Mar low	9000 gap break	8690 11 Feb low	9862	9588	10384	63
	US 10y Futures	↗	132-20+ 11 Feb high	131-19 12 Feb high	131-14 24 Feb high	130-27 01 Mar high	130.04	129-16 50-day MA	128-20+ 23 Mar low	128-16 break level	128-01+ 16 Mar low	129.84	129.68	127.17	48
	Bund Futures	↗	165.00 ABC move	164.50 Trend top	164.00 29-Feb high	163.79 29 Mar high	163.26	163.07 29-Mar low	162.22 23-Mar low	161.80 16-Mar high, gap	160.81 10-Mar low	162.77	162.69	158.02	37
	WTI Oil Futures	↘	44.37 Nov '15 low	42.49 18 Mar high	40.48 18 Mar high	40.00 figure	37.82	37.75 projection	37.52 28 Jan high	36.12 50-day MA	29.85 20 Jan low	36.19	33.89	45.43	66

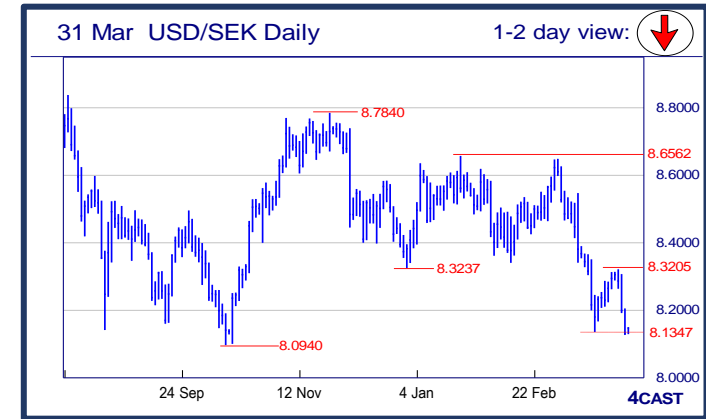
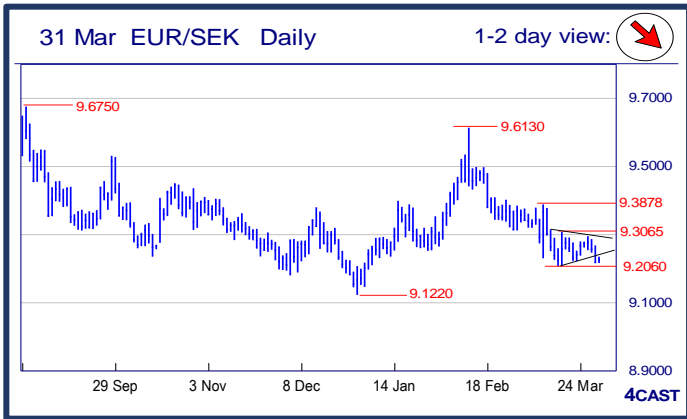


Strong uptrend Weak uptrend or higher in range Sideways or in range Weak downtrend or lower in range Strong downtrend



NOK, SEK opening updates

	1 day view	Resistance	Support	4cast
EUR/NOK		9.6200 9.5710 9.5280 9.5030	9.4085 9.3705 9.3170 9.2765	Rejection from the 9.5030 high see pressure returning to the downside and see risk for break of the 9.4000 level to see return to the 9.3705 low then 9.3000 level. Below this will expose the 9.2765 low to retest. [P.L]
EUR/SEK		9.3066 9.2944 9.2674 9.2520	9.2060 9.1454 9.1396 9.1220	Sharp decline last session below 9.2210 support exposed a breakout of 2-week triangle and using the widest part of this formation as measuring yardsticks will project a downside target at 9.1396. Shorts favoured. [W.T]
USD/NOK		8.4910 8.4505 8.4140 8.3810	8.2800 8.2640 8.2000 8.1735	Saw break to fresh year low at the 8.2800 low ahead of bounce to consolidate drop from the 8.5215 high last week. Overall tone still weak and lower will see further decline to target 8.2640 then the 8.2000 level. [P.L]
USD/SEK		8.2613 8.2227 8.2044 8.1790	8.1260 8.0940 8.0314 8.0003	Sharp decline last session below strong support at 8.1347 is helping bears regain the broader downmove from 8.6476 high and poised for extension to lower support at 8.0940 ahead of 8.0314. Shorts favoured twds intraday trading. [W.T]



Strong uptrend
 Weak uptrend or higher in range
 Sideways or in range
 Weak downtrend or lower in range
 Strong downtrend

Copyright and other intellectual property rights in the material in this document belong to 4CAST Limited and/or 4CAST Inc (4CAST). The material shall not, under any circumstances, be reproduced or distributed in whole or part without the prior written consent of 4CAST. The material in this document is based upon information which 4CAST considers to be reliable and the analysis and opinion in the material represents the view of 4CAST at the time of transmission (unless stated otherwise). Such analysis and opinion is subject to change without notice. The material is intended for use by parties knowledgeable and experienced in the financial sector and is only one source amongst others to be considered in carrying on their business or activity. ACCORDINGLY 4CAST MAKES NO REPRESENTATION OR WARRANTY EXPRESS OR IMPLIED STATUTORY OR OTHERWISE (INCLUDING BUT NOT LIMITED TO) THE ACCURACY OF THE MATERIAL IN THIS DOCUMENT OR THE FITNESS FOR PURPOSE AND ALL SUCH REPRESENTATIONS AND WARRANTIES ARE HEREBY EXPRESSLY EXCLUDED. 4CAST does not give or purport to give investment advice. Any action taken by users on the basis of material in this document is entirely at their own risk. Independent investment advice should be sought where appropriate. 4CAST website may link to or be linked to other Internet sites. 4CAST does not accept responsibility for the content of such other sites. 4CAST's terms and conditions of business apply to all fee-paying subscribers and trial users.