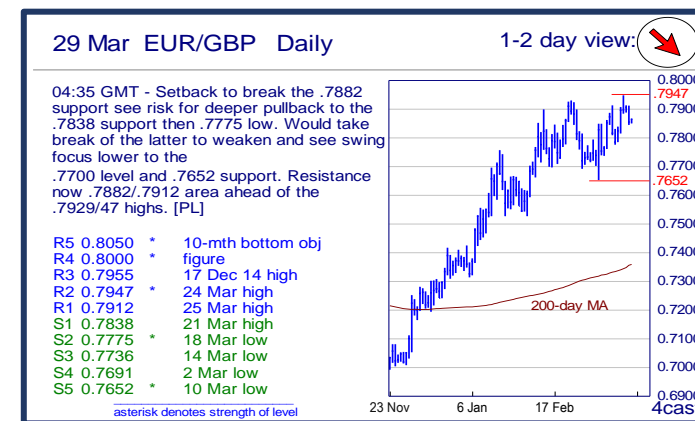
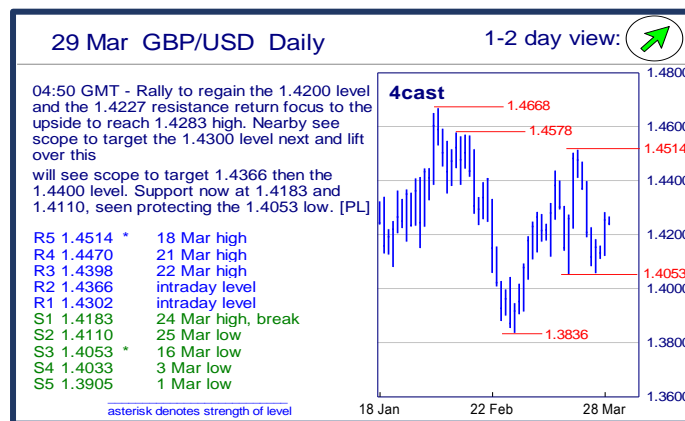
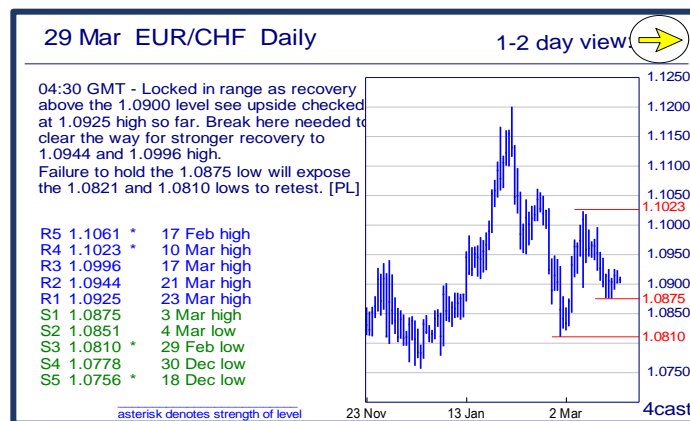
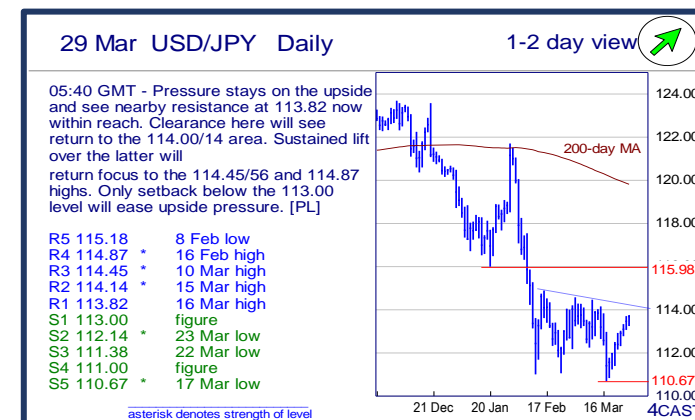
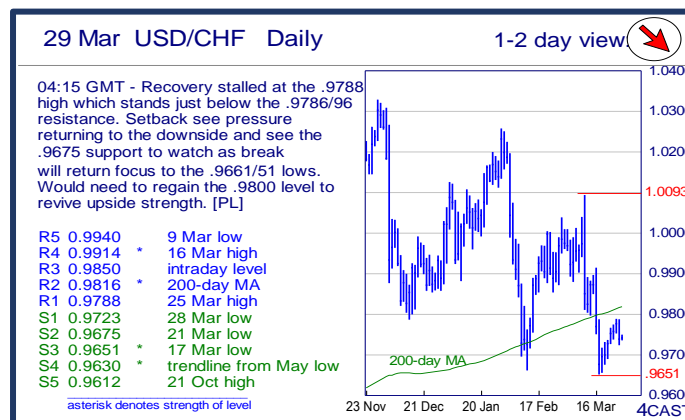
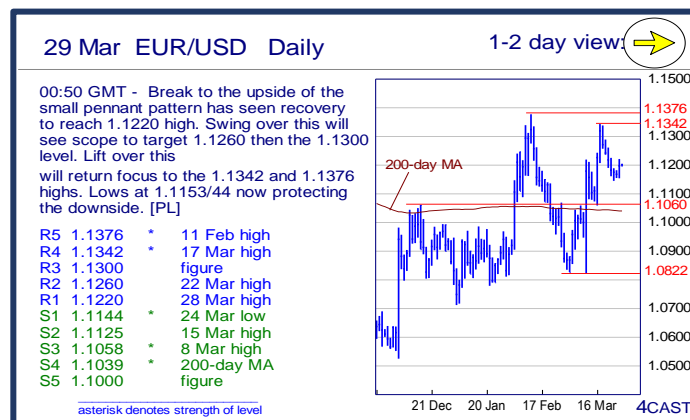


		Trends	Res 4	Res 3	Res 2	Res 1	Spot	Sup 1	Sup 2	Sup 3	Sup 4	MA20	MA50	MA200	RSI 9
Scandies	EUR/SEK	→	9.3520	9.3143	9.3066	9.2945	9.2716	9.2535	9.2210	9.2060	9.1454	9.2851	9.3400	9.3523	48
	EUR/NOK	→	9.6200	9.5710	9.5280	9.5000	9.4459	9.4130	9.3705	9.3170	9.2765	9.4341	9.4930	9.3208	49
	USD/SEK	→	8.4045	8.3670	8.3395	8.3235	8.2870	8.2625	8.2530	8.2060	8.1660	8.3443	8.4362	8.4723	43
	USD/NOK	→	8.6055	8.5500	8.5215	8.4630	8.4390	8.4140	8.3795	8.3605	8.3025	8.4761	8.5721	8.4426	45
	EUR/DKK	↘	7.4662	7.4647	7.4635~	7.4575	7.4553	7.4510	7.4500	7.4472	7.4460	7.4573	7.4607	7.4613	45
	NOK/SEK	→	0.9962	0.9928	0.9892	0.9847	0.9811	0.9728	0.9670	0.9613	0.9600	0.9826	0.9824	1.0027	52
Majors	EUR/USD	→	1.1342	1.1300	1.1260	1.1220	1.1187	1.1144	1.1125	1.1058	1.1039	1.1127	1.1070	1.1038	55
	USD/JPY	↗	114.87	114.45	114.14	113.82	113.65	113.00	112.14	111.38	111.00	112.97	114.59	119.78	60
	EUR/GBP	↘	.8000	.7955	.7947	.7912	0.7858	.7838	.7775	.7736	.7691	0.7808	0.7756	0.7356	54
	GBP/USD	↗	1.4470	1.4398	1.4366	1.4302	1.4233	1.4183	1.4110	1.4053	1.4033	1.4248	1.4271	1.5017	50
	USD/CHF	↘	0.9914	0.9850	0.9816	0.9788	0.9742	0.9723	0.9675	0.9651	0.9630	0.9821	0.9913	0.9814	40
	EUR/JPY	↗	129.67	128.41	128.17	127.29	127.16	126.27	125.39	125.10	124.68	125.71	126.84	132.19	64
	EUR/CHF	→	1.1023	1.0996	1.0944	1.0925	1.0901	1.0875	1.0851	1.0810	1.0778	1.0929	1.0974	1.0832	40
	AUD/USD	↗	.7739	.7680	.7649	.7594	0.7552	.7493	.7477	.7445	.7415	0.7505	0.7264	0.7234	58
	USD/CAD	→	1.3674	1.3649	1.3354	1.3296	1.3193	1.3154	1.2919	1.2835	1.2500	1.3226	1.3617	1.3364	46
	NZD/USD	↗	.6874	.6821	.6792	.6750	0.6746	.6700	.6669	.6611	.6576	0.6724	0.6645	0.6607	54
	EUR/CAD	↘	1.5265	1.5145	1.5015	1.4875	1.4758	1.4525	1.4380	1.4225	1.4035	1.4719	1.5075	1.4748	49
EM	GBP/JPY	↗	166.0900	164.88	164.10	162.95	161.8100	159.65	159.37	158.45	157.00	160.9530	163.5482	180.0492	56
	USD/CNH	→	6.5592	6.5497	6.5317	6.5298	6.5162	6.5057	6.4892	6.4826	6.4606	6.5021	6.5393	6.4320	55
	USD/ZAR	→	16.440	16.310	16.240	15.750	15.4625	15.025	14.790	14.490	14.240	15.4043	15.7154	14.2788	52
	USD/BRL	→	3.8810	3.8380	3.7390	3.7210	3.6248	3.6230	3.5710	3.5500	3.5000	3.6887	3.8723	3.7448	39
	USD/MXN	→	18.394	18.136	17.952	17.617	17.428	17.222	17.155	17.010	17.000	17.632	18.116	17.033	39
	EUR/PLN	↘	4.3770	4.3700	4.3125	4.3000	4.2493	4.2240	4.2045	4.1785~	4.1530	4.2868	4.3609	4.2667	30
	EUR/CZK	→	27.19~	27.140	27.131	27.08~	27.060	27.00-3	26.960	26.949	26.914	27.031	27.024	27.049	58
	EUR/HUF	↗	319.10	318.00	316.35	314.65	313.00	312.00	309.20	307.30	306.72	310.75	310.70	311.94	64
	EUR/TRY	→	3.3420	3.3145	3.2830	3.2705	3.2040	3.1640	3.1380	3.1175	3.0775	3.2061	3.2401	3.1969	44
	USD/PLN	↘	3.9572	3.9456	3.8925	3.8649	3.7999	3.7667	3.7500	3.7380	3.6787	3.8539	3.9414	3.8677	34
Other Markets	USD/RUB	↘	76.40	74.50~	74.49	72.19	68.52	67.52	67.27	66.05	64.68	70.00	74.49	67.58	39
	S&P 500 Futures	→	2068	2050	2047	2045	2031	2011	1997	1939	1877	1984	1927	2005	79
	DAX Futures	→	11000	10693	10165	10153	9906	9747	9395	9000	8690	9811	9568	10394	54
	US 10y Futures	→	131-14	130-27	129-26	129-13	129.07	128-20+	128-16	128-01+	128-00	129.84	129.68	127.17	48
	Bund Futures	↗	165.00	164.50	164.00	163.40	163.01	162.22	161.80	160.81	160.40	162.77	162.69	158.02	37
	WTI Oil Futures	→	44.37	42.49	40.48	40.14	39.91	39.30	38.33	37.52	35.91	36.19	33.89	45.43	66


		Trends	Res 4	Res 3	Res 2	Res 1	Spot	Sup 1	Sup 2	Sup 3	Sup 4	MA20	MA 50	MA 200	RSI 9
Scandies	EUR/SEK	→	9.3520 200-day MA	9.3143 14 Mar high	9.3066 17 Mar high	9.2945 28 Mar high	9.2716	9.2535 28 Mar low	9.2210 23 Mar low	9.2060 16/17 Mar low	9.1454 4 Jan low	9.2851	9.3400	9.3523	48
	EUR/NOK	→	9.6200 24 Feb high	9.5710 10 Mar high	9.5280 16 Mar high	9.5000 24 Mar high	9.4459	9.4130 22 Mar low	9.3705 18 Mar low	9.3170 7 Mar low	9.2765 10 Mar low	9.4341	9.4930	9.3208	49
	USD/SEK	→	8.4045 11 Mar high	8.3670 14 Mar high	8.3395 11 Feb low	8.3235 29 Dec low	8.2870	8.2625 28 Mar low	8.2530 21 Mar high	8.2060 21 Mar low	8.1660 18 Mar low	8.3443	8.4362	8.4723	43
	USD/NOK	→	8.6055 16 Mar high	8.5500 intraday level	8.5215 24 Mar high	8.4630 25 Mar low	8.4390	8.4140 28 Mar low	8.3795 22 Mar low	8.3605 21 Mar low	8.3025 18 May low	8.4761	8.5721	8.4426	45
	EUR/DKK	↘	7.4662 16-Feb YTD high	7.4647 24-Feb high	7.4635~ 7-9-Mar highs	7.4575 17-Mar high	7.4553	7.4510 23-Mar low	7.4500 figure	7.4472 mid-Mar-15 low	7.4460 Mar-15 low	7.4573	7.4607	7.4613	45
	NOK/SEK	→	0.9962 10 Mar high	0.9928 11 Mar high	0.9892 18 Mar high	0.9847 28 Mar high	0.9811	0.9728 23 Mar low	0.9670 16 Mar low	0.9613 21 Jan low	0.9600 figure	0.9826	0.9824	1.0027	52
Majors	EUR/USD	→	1.1342 17 Mar high	1.1300 figure	1.1260 22 Mar high	1.1220 28 Mar high	1.1187	1.1144 24 Mar low	1.1125 15 Mar high	1.1058 8 Mar high	1.1039 200-day MA	1.1127	1.1070	1.1038	55
	USD/JPY	↗	114.87 16 Feb high	114.45 10 Mar high	114.14 15 Mar high	113.82 16 Mar high	113.65	113.00 figure	112.14 23 Mar low	111.38 22 Mar low	111.00 figure	112.97	114.59	119.78	60
	EUR/GBP	↘	.8000 figure	.7955 17 Dec 14 high	.7947 24 Mar high	.7912 25 Mar high	0.7858	.7838 21 Mar high	.7775 18 Mar low	.7736 14 Mar low	.7691 2 Mar low	0.7808	0.7756	0.7356	54
	GBP/USD	↗	1.4470 21 Mar high	1.4398 22 Mar high	1.4366 intraday level	1.4302 intraday level	1.4233	1.4183 24 Mar high, brea	1.4110 25 Mar low	1.4053 16 Mar low	1.4033 3 Mar low	1.4248	1.4271	1.5017	50
	USD/CHF	↘	0.9914 16 Mar high	0.9850 intraday level	0.9816 200-day MA	0.9788 25 Mar high	0.9742	0.9723 28 Mar low	0.9675 21 Mar low	0.9651 17 Mar low	0.9630 trendline from Ma	0.9821	0.9913	0.9814	40
	EUR/JPY	↗	129.67 27 Nov low	128.41 618%Jan/Mar do	128.17 16 Feb high	127.29 11 Mar high	127.16	126.27 22 Mar High	125.39 24 Mar low	125.10 15 Mar low	124.68 22 Mar low	125.71	126.84	132.19	64
	EUR/CHF	→	1.1023 10 Mar high	1.0996 17 Mar high	1.0944 21 Mar high	1.0925 23 Mar high	1.0901	1.0875 3 Mar high	1.0851 4 Mar low	1.0810 29 Feb low	1.0778 30 Dec low	1.0929	1.0974	1.0832	40
	AUD/USD	↗	.7739 1 Jul high	.7680 18 Mar high	.7649 23 Mar high	.7594 14 Mar high	0.7552	.7493 28 Mar low	.7477 24 Mar low	.7445 15 Mar low	.7415 16 Mar low	0.7505	0.7264	0.7234	58
	USD/CAD	→	1.3674 100-day MA	1.3649 50-day MA	1.3354 200-day MA	1.3296 24 Mar high	1.3193	1.3154 50-week MA	1.2919 18 Mar low	1.2835 Mar '15 high	1.2500 break level	1.3226	1.3617	1.3364	46
	NZD/USD	↗	.6874 18 Mar high	.6821 4 Mar high	.6792 intraday level	.6750 intraday level	0.6746	.6700 figure	.6669 28 Mar low	.6611 200-day MA	.6576 16 Mar low	0.6724	0.6645	0.6607	54
	EUR/CAD	↘	1.5265 24-Feb high	1.5145 25-Feb high	1.5015 10-Mar high	1.4875 15-Mar high	1.4758	1.4525 1-Mar low	1.4380 10-Mar low	1.4225 1-Dec high	1.4035 3-Dec low	1.4719	1.5075	1.4748	49
	GBP/JPY	↗	##### 16 Feb high	164.88 50%of 175.02-154	164.10 11/14 Mar highs	162.95 15 Mar high	161.81	159.65 intraday level	159.37 25 Mar low	158.45 22 Mar low	157.00 figure	160.95	163.55	180.05	56
EM	USD/CNH	→	6.5592 29 Feb high	6.5497 3 Mar high	6.5317 26 Feb low	6.5298 4 Mar high	6.5162	6.5057 24 Mar low	6.4892 23 Mar low	6.4826 22 Mar low	6.4606 21 Mar low	6.5021	6.5393	6.4320	55
	USD/ZAR	→	16.440 3-Feb high	16.310 26-Feb high	16.240 16-Mar high	15.750 17-Mar high	15.463	15.025 10-Mar low	14.790 16-Dec low	14.490 30-Nov high	14.240 3-Dec low	15.404	15.715	14.279	52
	USD/BRL	→	3.8810 100-day MA	3.8380 29 Dec low	3.7390 200-day MA	3.7210 24 Mar high	3.6248	3.6230 50-week MA	3.5710 11 Mar low	3.5500 break level	3.5000 H&S target	3.6887	3.8723	3.7448	39
	USD/MXN	→	18.394 18 Feb high	18.136 50-day MA	17.952 17 Feb low	17.617 100-day MA	17.428	17.222 18 Mar low	17.155 projection	17.010 200-day MA	17.000 figure	17.632	18.116	17.033	39
	EUR/PLN	↘	4.3770 29-Feb high	4.3700 2015 high, st-Feb	4.3125 16-Mar high	4.3000 figure	4.2493	4.2240 30-Dec-15 low	4.2045 11-Nov-15 low	4.1785~ 21,22-Sep-15 low	4.1530 18-Aug low	4.2868	4.3609	4.2667	30
	EUR/CZK	→	27.19~ 1-Oct high	27.140 Oct high	27.131 11-Feb YTD high	27.08~ fr 26-Feb highs	27.060	27.00-3 Nov-Feb high vol	26.960 Feb low	26.949 Dec-15/ last year l	26.914 8-Nov-13 low	27.031	27.024	27.049	58
	EUR/HUF	↗	319.10 12-Jan YTD high	318.00 Jul high, 11-Dec hi	316.35 20-Jan high	314.65 28-Jan high	313.00	312.00 figure	309.20 21-Mar low	307.30 4-Mar low	306.72 start Aug-15 lows	310.75	310.70	311.94	64
	EUR/TRY	→	3.3420 11-Feb high	3.3145 18-Feb high	3.2830 22-Feb high	3.2705 29-Feb high	3.2040	3.1640 3-Mar low	3.1380 18-Dec low	3.1175 10-Mar low	3.0775 2-Dec high	3.2061	3.2401	3.1969	44
	USD/PLN	↘	3.9572 100-day MA	3.9456 50-day MA	3.8925 16 Mar high	3.8649 200-day MA	3.7999	3.7667 17 Mar low	3.7500 projection	3.7380 break level	3.6787 Oct '15 low	3.8539	3.9414	3.8677	34
	USD/RUB	↘	76.40 end-Feb highs	74.50~ Jan-Feb lows	74.49 50-day MA	72.19 100-day MA	68.52	67.52 25 Mar low	67.27 200-day MA	66.05 Dec '15 low	64.68 50-week MA	70.00	74.49	67.58	39
Other Markets	S&P 500 Futures	→	2068 30 Dec high	2050 break level	2047 22 Mar high	2045 23 Mar high	2031	2011 50-week MA	1997 200-day MA	1939 13 Jan high	1877 24 Feb low	1984	1927	2005	79
	DAX Futures	→	11000 figure	10693 gap break	10165 13 Jan high	10153 23 Mar high	9906	9747 17 Mar low	9395 10 Mar low	9000 gap break	8690 11 Feb low	9811	9568	10394	54
	US 10y Futures	→	131-14 24 Feb high	130-27 01 Mar high	129-26 17 Feb low	129-13 50-day MA	129.07	128-20+ 23 Mar low	128-16 break level	128-01+ 16 Mar low	128-00 figure	129.84	129.68	127.17	48
	Bund Futures	↗	165.00 ABC move	164.50 Trend top	164.00 29-Feb high	163.40 10-Mar high	163.01	162.22 23-Mar low	161.80 16-Mar high, gap	160.81 10-Mar low	160.40 1-Feb low	162.77	162.69	158.02	37
	WTI Oil Futures	→	44.37 Nov '15 low	42.49 18 Mar high	40.48 18 Mar high	40.14 28 Mar high	39.91	39.30 100-day MA	38.33 24 Mar low	37.52 28 Jan high	35.91 50-day MA	36.19	33.89	45.43	66



Strong uptrend



Weak uptrend or higher in range

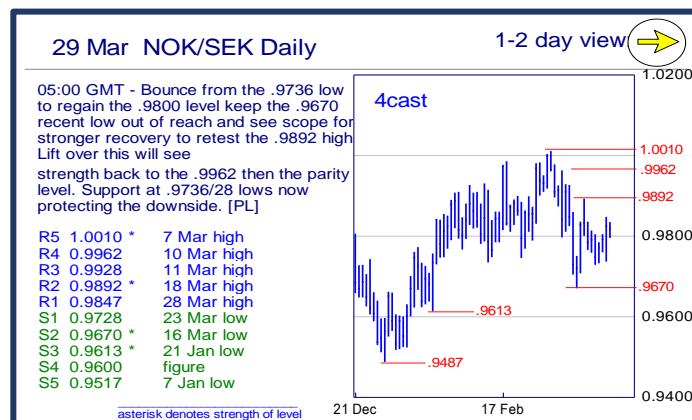
 Sideways or in range



Weak downtrend or lower in range

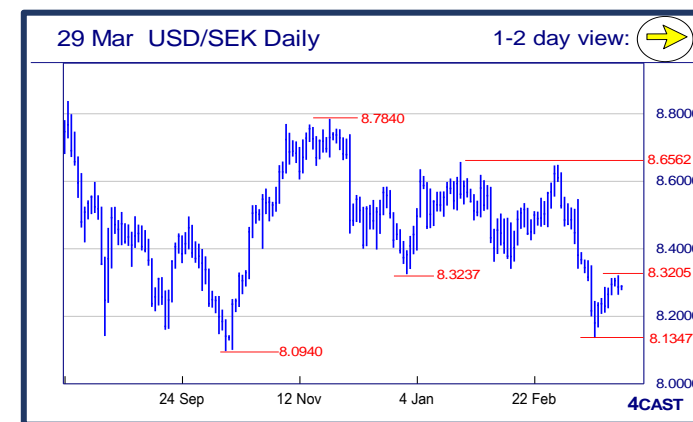
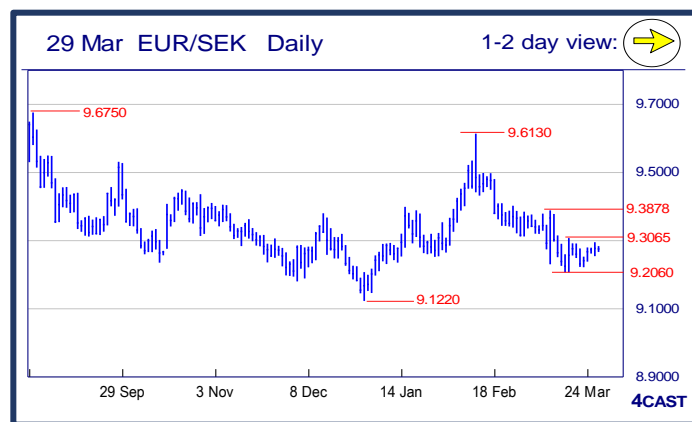


Strong downtrend



NOK, SEK opening updates 🇳🇴 🇸🇪

	1 day view	Resistance	Support	4cast
EUR/NOK ➡		9.6200 9.5710 9.5280 9.5000	9.4130 9.3705 9.3170 9.2765	Locked in range below the 9.5000 level and setback see the 9.4130 low to watch as break will expose the 9.3705 support to retest. Upside see break above 9.5000 level needed to extend recovery to retest 9.5280 and 9.5710 highs. [P.L.]
EUR/SEK ➡		9.3520 9.3143 9.3066 9.2945	9.2535 9.2210 9.2060 9.1454	Recovery from the 9.2210 low reached 9.2945 high though lack of momentum keep the 9.3000 level out of reach. Would need to clear this and the 9.3066 resistance to trigger stronger recovery.
USD/NOK ➡		8.6055 8.5500 8.5215 8.4630	8.4140 8.3795 8.3605 8.3025	Backed off the 8.5215 high and setback to break the 200-day MA at 8.4460 see pressure returning to the downside. Below the 8.4000 level will expose 8.3795 and 8.3605 support which stands ahead of the 8.3025 low.
USD/SEK ➡		8.4045 8.3670 8.3395 8.3235	8.2625 8.2530 8.2060 8.1660	Failed to sustain probes above the 8.3000 level with rejection from 8.3205 high threatening reversal of recent strength from the 8.1345 low. Below the 8.2625 low see nearby support at 8.2530 then the 8.2060 low.



Strong uptrend



Weak uptrend or higher in range



Sideways or in range



Weak downtrend or lower in range



Strong downtrend