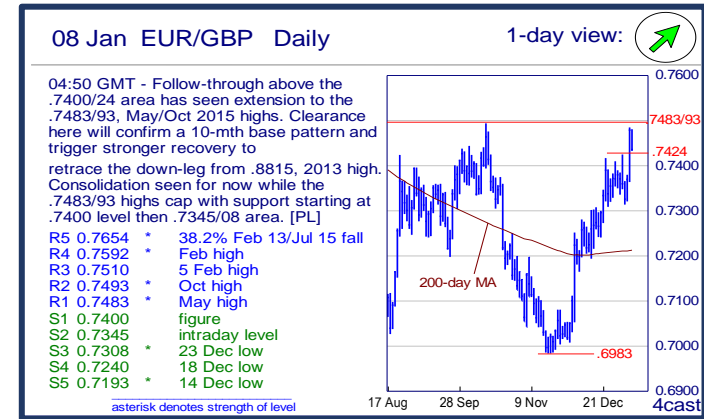
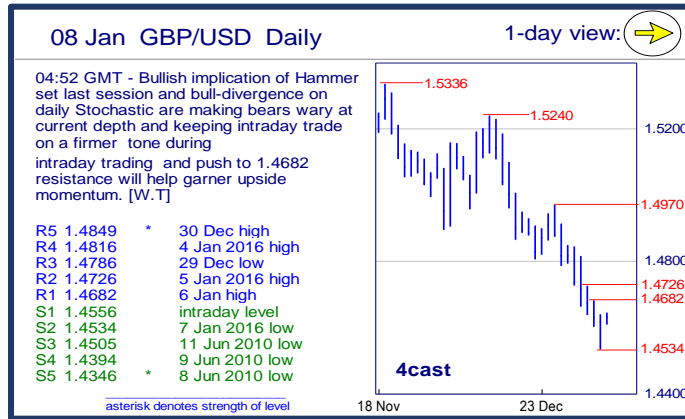
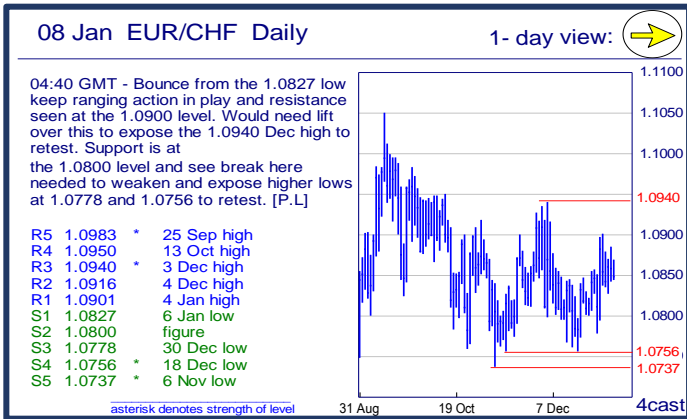
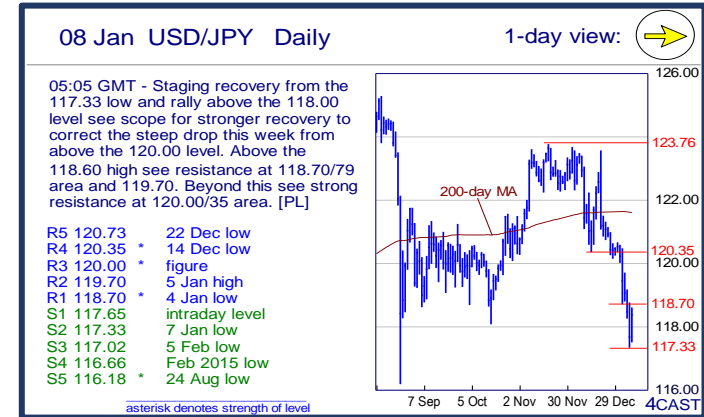
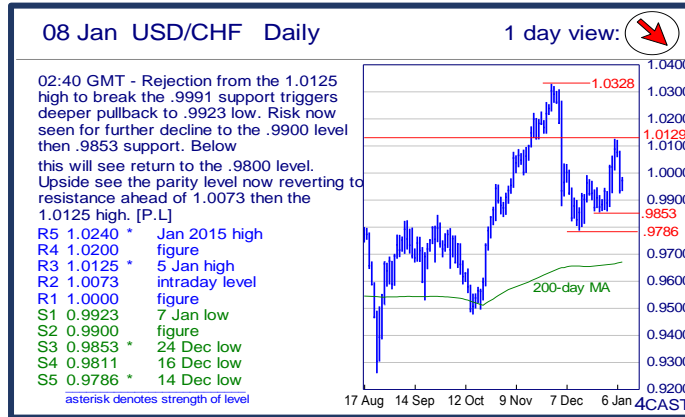
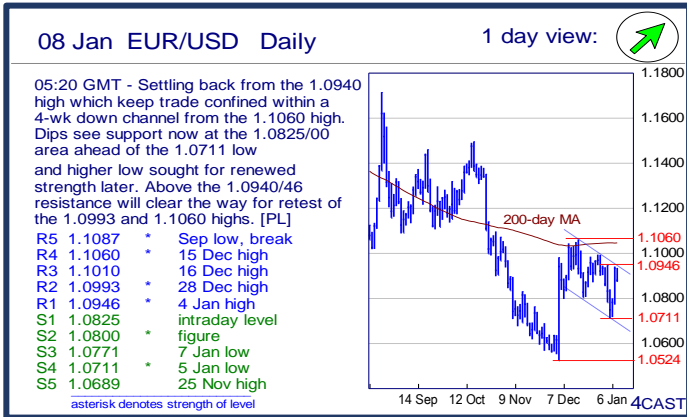
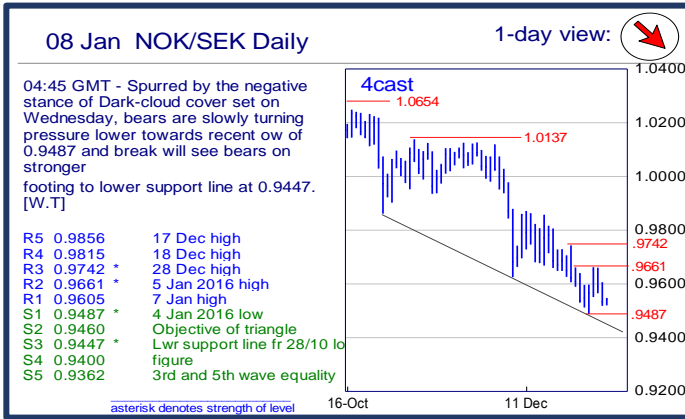


	Trends	Res 4	Res 3	Res 2	Res 1	Spot	Sup 1	Sup 2	Sup 3	Sup 4	MA20	MA50	MA200	RSI 9	
Scandies	EUR/SEK	→	9.3794	9.3357	9.3188	9.2895	9.2345	9.2093	9.1965	9.1454	9.1220	9.2333	9.2737	9.3452	51
	EUR/NOK	↗	9.8000	9.7865	9.7475	9.7275	9.6769	9.6000	9.5575	9.4990	9.4775	9.5726	9.4093	9.0474	64
	USD/SEK	↘	8.6445	8.6346	8.5964	8.5580	8.4834	8.4576	8.3827	8.3237	8.3089	8.4710	8.5711	8.4620	50
	USD/NOK	→	9.1110	9.0645	9.0000	8.9350	8.8840	8.8335	8.8010	8.7105	8.6610	8.7807	8.6927	8.1919	64
	EUR/DKK	↘	7.4685	7.4665	7.4645	7.4638	7.4589	7.4585	7.4568	7.4545	7.4518	7.4620	7.4612	7.4617	31
	NOK/SEK	↘	0.9815	0.9742	0.9661	0.9605	0.9540	0.9487	0.9460	0.9447	0.9400	0.9634	0.9847	1.0332	39
Majors	EUR/USD	↗	1.1060	1.1010	1.0993	1.0946	1.0883	1.0825	1.0800	1.0771	1.0711	1.0897	1.0819	1.1043	51
	USD/JPY	→	120.35	120.00	119.70	118.70	118.26	117.65	117.33	117.02	116.66	120.37	121.69	121.59	26
	EUR/GBP	↗	.7592	.7510	.7493	.7483	0.7437	.7400	.7345	.7308	.7240	0.7343	0.7197	0.7209	65
	GBP/USD	→	1.4816	1.4786	1.4726	1.4682	1.4628	1.4556	1.4534	1.4505	1.4394	1.4831	1.5030	1.5314	23
	USD/CHF	↘	1.0200	1.0125	1.0073	1.0000	0.9968	0.9923	0.9900	0.9853	0.9811	0.9937	1.0011	0.9666	50
	EUR/JPY	↗	131.04	130.00	129.67	128.68	128.68	128.00	126.79	126.10	125.18	131.14	131.64	134.26	31
	EUR/CHF	→	1.0950	1.0940	1.0916	1.0901	1.0848	1.0827	1.0800	1.0778	1.0756	1.0832	1.0832	1.0673	52
	AUD/USD	↘	.7156	.7132	.7097	.7060	0.7049	.6981	.6937	.6896	.6852	0.7200	0.7192	0.7396	33
	USD/CAD	↗	1.4190	1.4174	1.4169	1.4160	1.4080	1.4003	1.3812	1.3780	1.3639	1.3900	1.3563	1.2951	73
	NZD/USD	↘	.6834	.6776	.6720	.6677	0.6646	.6582	.6515	.6494	.6430	0.6765	0.6663	0.6814	35
	EUR/CAD	↗	1.5950	1.5585	1.5550	1.5430	1.5325	1.5170	1.4955	1.4895	1.4800	1.5145	1.4676	1.4299	63
GBP/JPY	→	176.17	174.93	174.26	173.77	173.0200	171.75	170.76	170.20	169.00	178.5210	182.9248	186.2235	18	
EM	USD/CNH	→	6.7750	6.7600	6.7510	6.7160	6.6838	6.6525	6.6366	6.6263	6.6105	6.5795	6.4846	6.3349	80
	USD/ZAR	↗	16.500	16.400	16.300	16.200	15.9535	15.875	15.270	15.055	14.790	15.3684	14.7448	13.2066	74
	USD/BRL	→	4.1530	4.1440	4.1000	4.0630	4.0415	3.8500	3.8480	3.8000	3.7000	3.9539	3.8521	3.5083	67
	USD/MXN	↗	18.040	18.000	17.950	17.852	17.780	17.465	17.148	16.918	16.906	17.278	16.934	16.236	75
	EUR/PLN	↗	4.4290	4.4215	4.3985	4.3700	4.3445	4.3015	4.2680	4.2240	4.2045	4.2819	4.2759	4.1846	73
	EUR/CZK	→	27.19~	27.140	27.105	27.065	27.007	26.960	26.949	26.914	25.710	27.016	27.020	27.147	47
	EUR/HUF	→	320.25	318.00	317.00	316.25	314.04	312.15	311.00	309.35	308.62	314.43	313.24	310.27	50
	EUR/TRY	↗	3.4000	3.3760	3.3465	3.3105	3.2573	3.2040	3.1380	3.1175	3.0775	3.2042	3.1465	3.1128	64
	USD/PLN	→	4.0640	4.0600	4.0581	4.0512	3.9942	3.9688	3.9500	3.9200	3.9000	3.9307	3.9531	3.7915	61
USD/RUB	↗	78.50	77.00	76.45	76.07	74.60	71.35	69.58	68.55	68.19	71.99	68.40	61.14	74	
Other Markets	S&P 500 Futures	↘	2102	2075	2007	1983	1949	1931	1924	1900	1853	2021	2050	2041	31
	DAX Futures	↘	10693	10523	10227	10119	9974	9800	9647	9600	9390	10516	10780	10978	30
	US 10y Futures	→	128-23+	128-00	127-24+	127-10	126.92	126-11	125-09	125-01	123-16	126.30	126.29	126.43	62
	Bund Futures	→	161.00	160.66	160.25	160.19	159.01	159.00	158.45	157.52	156.78	157.92	157.29	156.66	60
	WTI Oil Futures	↘	39.13	38.39	36.39	35.35	33.87	32.10	32.00	31.45	31.00	36.53	41.13	51.14	31

	Trends	Res 4	Res 3	Res 2	Res 1	Spot	Sup 1	Sup 2	Sup 3	Sup 4	MA20	MA 50	MA 200	RSI 9	
Scandies	EUR/SEK	→	9.3794 14 Dec high	9.3357 16 Dec high	9.3188 21 Dec high	9.2895 7 Jan 16 high	9.2345	9.2093 6 Jan low	9.1965 5 Jan 16 low	9.1454 4 Jan 16 low	9.1220 30 Dec low	9.2333	9.2737	9.3452	51
	EUR/NOK	↗	9.8000 figure	9.7865 projection	9.7475 swing target	9.7275 7 Jan high	9.6769	9.6000 figure	9.5575 6 Jan low	9.4990 30 Dec low	9.4775 24 Dec low	9.5726	9.4093	9.0474	64
	USD/SEK	↘	8.6445 19 Nov low	8.6346 5 Jan 16 high	8.5964 7 Jan 16 high	8.5580 intraday level	8.4834	8.4576 6 Jan 16 low	8.3827 31 Dec low	8.3237 29 Dec low	8.3089 22 Oct low	8.4710	8.5711	8.4620	50
	USD/NOK	→	9.1110 4 Feb 02 high	9.0645 5 Feb 02 high	9.0000 figure	8.9350 intraday level	8.8840	8.8335 17 Dec high	8.8010 4 Jan low	8.7105 28 Dec high	8.6610 29 Dec low	8.7807	8.6927	8.1919	64
	EUR/DKK	↘	7.4685 May-15 high	7.4665 24-Dec high	7.4645 31-Dec high	7.4638 4-Jan high	7.4589	7.4585 5-Jan low	7.4568 Dec-15 low	7.4545 Oct-15 low	7.4518 Jul-15 low	7.4620	7.4612	7.4617	31
	NOK/SEK	↘	0.9815 18 Dec high	0.9742 28 Dec high	0.9661 5 Jan 2016 high	0.9605 7 Jan high	0.9540	0.9487 4 Jan 2016 low	0.9460 Objective of triar	0.9447 Lwr support line f	0.9400 figure	0.9634	0.9847	1.0332	39
Majors	EUR/USD	↗	1.1060 15 Dec high	1.1010 16 Dec high	1.0993 28 Dec high	1.0946 4 Jan high	1.0883	1.0825 intraday level	1.0800 figure	1.0771 7 Jan low	1.0711 5 Jan low	1.0897	1.0819	1.1043	51
	USD/JPY	→	120.35 14 Dec low	120.00 figure	119.70 5 Jan high	118.70 4 Jan low	118.26	117.65 intraday level	117.33 7 Jan low	117.02 5 Feb low	116.66 Feb 2015 low	120.37	121.69	121.59	26
	EUR/GBP	↗	.7592 Feb high	.7510 5 Feb high	.7493 Oct high	.7483 May high	0.7437	.7400 figure	.7345 intraday level	.7308 23 Dec low	.7240 18 Dec low	0.7343	0.7197	0.7209	65
	GBP/USD	→	1.4816 4 Jan 2016 high	1.4786 29 Dec low	1.4726 5 Jan 2016 high	1.4682 6 Jan high	1.4628	1.4556 intraday level	1.4534 7 Jan 2016 low	1.4505 11 Jun 2010 low	1.4394 9 Jun 2010 low	1.4831	1.5030	1.5314	23
	USD/CHF	↘	1.0200 figure	1.0125 5 Jan high	1.0073 intraday level	1.0000 figure	0.9968	0.9923 7 Jan low	0.9900 figure	0.9853 24 Dec low	0.9811 16 Dec low	0.9937	1.0011	0.9666	50
	EUR/JPY	↗	131.04 18 Dec low	130.00 figure	129.67 27 Nov low	128.68 4 Jan low	128.68	128.00 figure	126.79 7 Jan low	126.10 14 Apr low	125.18 14 Jun 13 low	131.14	131.64	134.26	31
	EUR/CHF	→	1.0950 13 Oct high	1.0940 3 Dec high	1.0916 4 Dec high	1.0901 4 Jan high	1.0848	1.0827 6 Jan low	1.0800 figure	1.0778 30 Dec low	1.0756 18 Dec low	1.0832	1.0832	1.0673	52
	AUD/USD	↘	.7156 4 Jan low	.7132 5 Jan low	.7097 Dec low, break	.7060 intraday level	0.7049	.6981 7 Jan low	.6937 29 Sep low	.6896 Sep 2015 yr low	.6852 9 Feb 09 high	0.7200	0.7192	0.7396	33
	USD/CAD	↗	1.4190 Jul '03 high	1.4174 projection	1.4169 intraday high	1.4160 projection	1.4080	1.4003 May '04 high	1.3812 04 Jan low	1.3780 14 Dec high	1.3639 10 Dec high	1.3900	1.3563	1.2951	73
	NZD/USD	↘	.6834 16 Dec high	.6776 intraday level	.6720 4 Jan low	.6677 5 Jan low	0.6646	.6582 9 Dec low	.6515 30 Nov low	.6494 23 Nov low	.6430 18 Nov low	0.6765	0.6663	0.6814	35
	EUR/CAD	↗	1.5950 Dec 09 high	1.5585 Mar 14 high	1.5550 24-Aug 14 high	1.5430 25-6-Aug highs	1.5325	1.5170 6-Jan close	1.4955 5-Jan low	1.4895 11-Dec low	1.4800 S/R level	1.5145	1.4676	1.4299	63
GBP/JPY	→	176.17 5 Jan 2016 high	174.93 6 Jan 2016 high	174.26 intraday level	173.77 7 Jan 2016 high	173.02	171.75 intraday level	170.76 7 Jan 2016 low	170.20 17 Oct 2014 low	169.00 figure	178.52	182.92	186.22	18	
EM	USD/CNH	→	6.7750 7 Sep 2010 high	6.7600 6 Sep 2010 high	6.7510 7 Jan 2016 high	6.7160 intraday level	6.6838	6.6525 intraday level	6.6366 6 Jan 2016 low	6.6263 5 Jan 2016 low	6.6105 30 Dec high, break	6.5795	6.4846	6.3349	80
	USD/ZAR	↗	16.500 figure	16.400 figure	16.300 figure	16.200 figure	15.954	15.875 11-Dec close	15.270 30-Dec low	15.055 28-Dec low	14.790 16-Dec low	15.368	14.745	13.207	74
	USD/BRL	→	4.1530 29 Sep high	4.1440 break level	4.1000 break level	4.0630 30 Sep high	4.0415	3.8500 50-day MA	3.8480 100-day MA	3.8000 break level	3.7000 range bottom	3.9539	3.8521	3.5083	67
	USD/MXN	↗	18.040 projection	18.000 figure	17.950 projection	17.852 7 Jan high	17.780	17.465 14 Dec high	17.148 23 Dec low	16.918 09 Nov high	16.906 50-day MA	17.278	16.934	16.236	75
	EUR/PLN	↗	4.4290 1-Jun-12 high	4.4215 4-Jun-12 high	4.3985 2014 high	4.3700 2015 high	4.3445	4.3015 Wed low	4.2680 4-Jan low	4.2240 30-Dec low	4.2045 11-Nov low	4.2819	4.2759	4.1846	73
	EUR/CZK	→	27.19~ 1-Oct high	27.140 Oct high	27.105 3-Dec high	27.065 fr mid-Dec highs	27.007	26.960 11-Dec low	26.949 Dec-15/ last year l	26.914 8-Nov-13 low	25.710 7-Nov-13 low	27.016	27.020	27.147	47
	EUR/HUF	→	320.25 Jan highs blw spik	318.00 Jul high, 11-Dec hi	317.00 18-Dec high	316.25 4-Jan high	314.04	312.15 30-Dec low	311.00 7-Dec low	309.35 3-Dec low	308.62 20-Nov ow	314.43	313.24	310.27	50
	EUR/TRY	↗	3.4000 figure	3.3760 14-Oct high	3.3465 15-Oct high	3.3105 21-Oct high	3.2573	3.2040 6-Jan low	3.1380 18-Dec low	3.1175 27-Nov High	3.0775 2-Dec high	3.2042	3.1465	3.1128	64
	USD/PLN	→	4.0640 projection	4.0600 figure	4.0581 03 Dec high	4.0512 06 Jan high	3.9942	3.9688 05 Jan low	3.9500 50-day MA	3.9200 04 Jan low	3.9000 break level	3.9307	3.9531	3.7915	61
USD/RUB	↗	78.50 break level	77.00 figure	76.45 projection	76.07 07 Jan high	74.60	71.35 04 Jan low	69.58 28 Dec low	68.55 24 Dec low	68.19 50-day MA	71.99	68.40	61.14	74	
Other Markets	S&P 500 Futures	↘	2102 03 Nov high	2075 30 Dec high	2007 100-day MA	1983 14 Dec low	1949	1931 intraday low	1924 projection	1900 break level	1853 29 Sep low	2021	2050	2041	31
	DAX Futures	↘	10693 gap break	10523 04 Jan high	10227 07 Jan high	10119 14 Dec low	9974	9800 break level	9647 05 Oct low	9600 break level	9390 02 Oct low	10516	10780	10978	30
	US 10y Futures	→	128-23+ 22 Oct high	128-00 figure	127-24+ 29 Oct high	127-10 11 Dec high	126.92	126-11 50-day MA	125-09 04 Dec low	125-01 09 Nov low	123-16 Sep '14 contin low	126.30	126.29	126.43	62
	Bund Futures	→	161.00 figure	160.66 27-Nov high	160.25 break level	160.19 7-Jan high	159.01	159.00 figure	158.45 5-Jan low	157.52 29-Dec low	156.78 16-Dec low	157.92	157.29	156.66	60
	WTI Oil Futures	↘	39.13 15 Dec high	38.39 04 Jan high	36.39 04 Jan high	35.35 21 Dec low	33.87	32.10 07 Jan low	32.00 projection	31.45 projection	31.00 figure	36.53	41.13	51.14	31

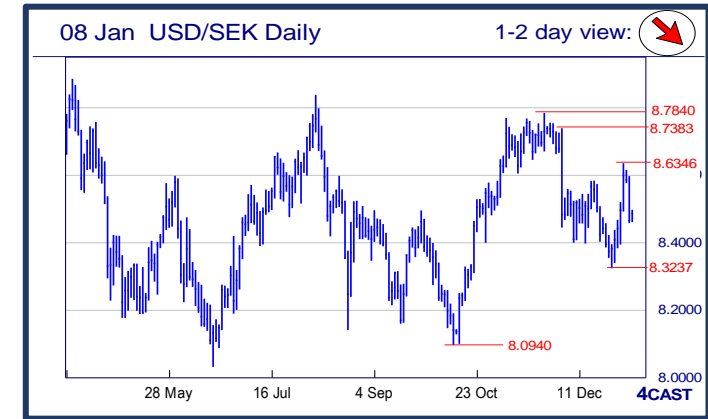
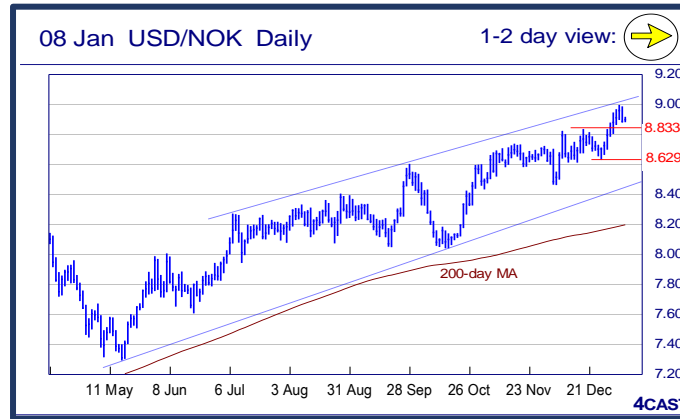
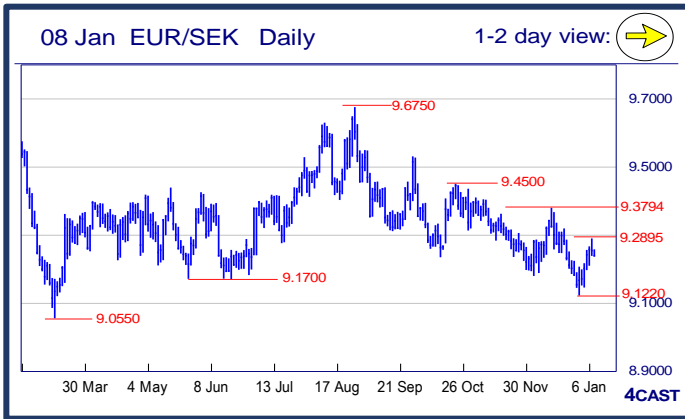


Strong uptrend
 Weak uptrend or higher in range
 Sideways or in range
 Weak downtrend or lower in range
 Strong downtrend



NOK, SEK opening updates

	1 day view	Resistance	Support	4cast
EUR/NOK		9.8000 9.7865 9.7475 9.7275	9.6000 9.5575 9.4990 9.4775	Rally reached fresh high at 9.7275 and further strength will see scope for extension to 9.7865 then the 9.8000 level. However, divergence on daily tools caution pullback with the 9.6000 level to watch as break will swing focus lower to 9.5575 sup. [P.L.]
EUR/SEK		9.3794 9.3357 9.3188 9.2895	9.2093 9.1965 9.1454 9.1220	The appearance of a Riskshaw-man last session is taking pressure off the upside and now settling trade into consolidation and need to push to 9.2093 support to help bears reverse this 1-week upmove. [W.T]
USD/NOK		9.1110 9.0645 9.0000 8.9350	8.8335 8.8010 8.7105 8.6610	Failure to clear the 9.0000 level has seen rotation lower to signal an outside range day. Pullback see the 8.8335 support to watch as break here will swing focus lower to correct recent strength from 8.6290 low. [P.L.]
USD/SEK		8.6445 8.6346 8.5964 8.5580	8.4576 8.3827 8.3237 8.3089	Sharp sell-off last session, breaking below 8.4915 support confirmed a top set at 8.6346 and now helping bears turn focus towards downside, eyeing lower support at 8.3827 then stronger level behind at 8.3237. [W.T]



Strong uptrend
 Weak uptrend or higher in range
 Sideways or in range
 Weak downtrend or lower in range
 Strong downtrend

Copyright and other intellectual property rights in the material in this document belong to 4CAST Limited and/or 4CAST Inc (4CAST). The material shall not, under any circumstances, be reproduced or distributed in whole or part without the prior written consent of 4CAST. The material in this document is based upon information which 4CAST considers to be reliable and the analysis and opinion in the material represents the view of 4CAST at the time of transmission (unless stated otherwise). Such analysis and opinion is subject to change without notice. The material is intended for use by parties knowledgeable and experienced in the financial sector and is only one source amongst others to be considered in carrying on their business or activity. ACCORDINGLY 4CAST MAKES NO REPRESENTATION OR WARRANTY EXPRESS OR IMPLIED STATUTORY OR OTHERWISE (INCLUDING BUT NOT LIMITED TO) THE ACCURACY OF THE MATERIAL IN THIS DOCUMENT OR THE FITNESS FOR PURPOSE AND ALL SUCH REPRESENTATIONS AND WARRANTIES ARE HEREBY EXPRESSLY EXCLUDED. 4CAST does not give or purport to give investment advice. Any action taken by users on the basis of material in this document is entirely at their own risk. Independent investment advice should be sought where appropriate. 4CAST website may link to or be linked to other Internet sites. 4CAST does not accept responsibility for the content of such other sites. 4CAST's terms and conditions of business apply to all fee-paying subscribers and trial users.