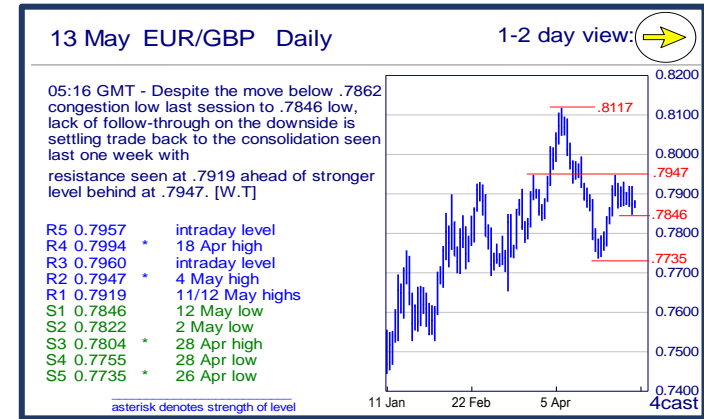
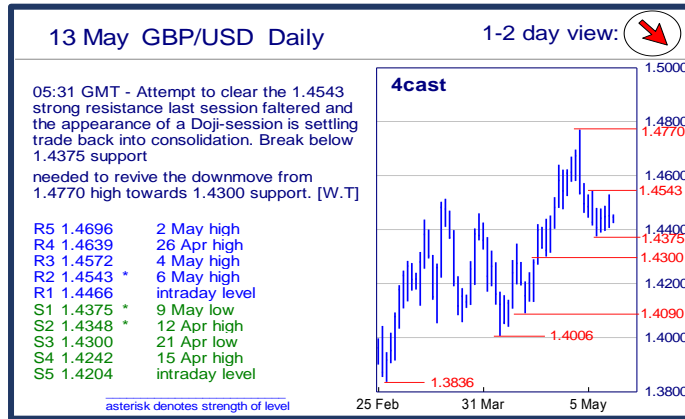
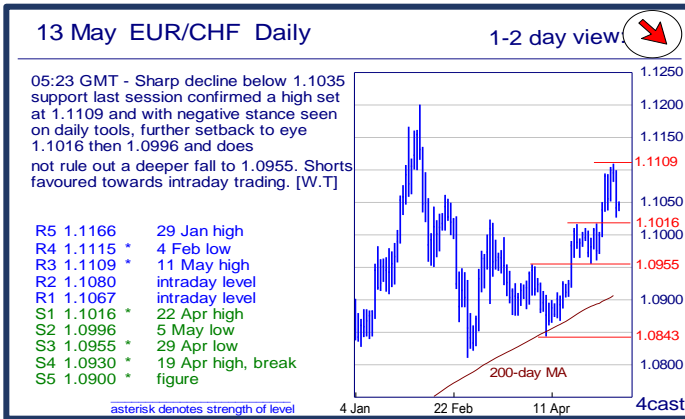
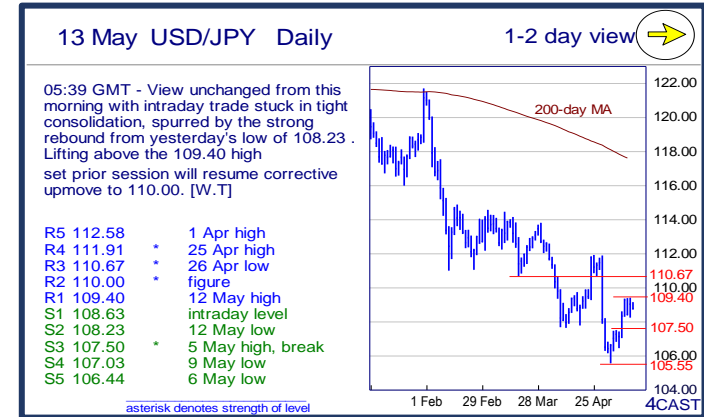
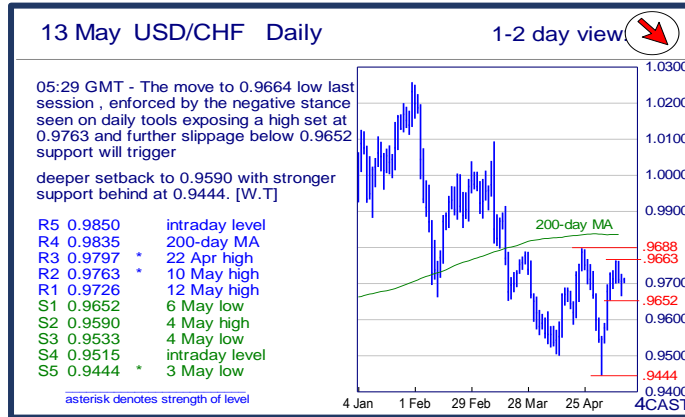
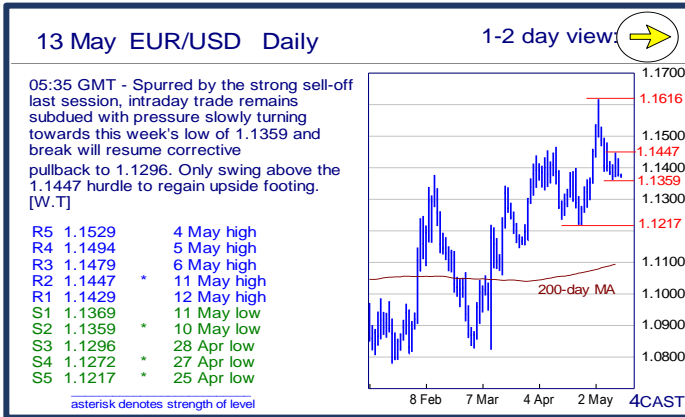
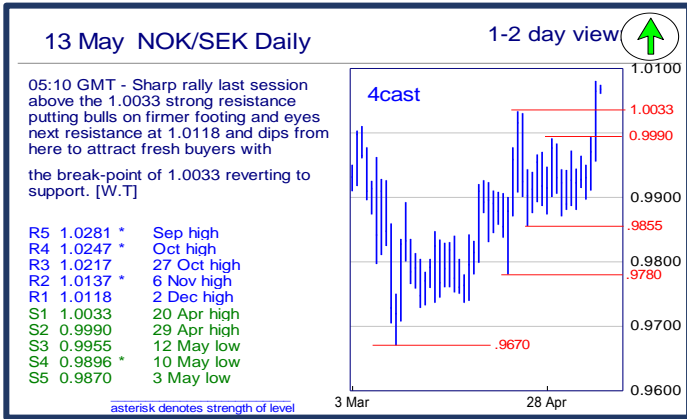


	Trends	Res 4	Res 3	Res 2	Res 1	Spot	Sup 1	Sup 2	Sup 3	Sup 4	MA20	MA50	MA200	RSI 9	
Scandies	EUR/SEK	↗	9.4088	9.4015	9.3878	9.3318	9.3144	9.2828	9.2620	9.2386	9.2090	9.2256	9.2452	9.3269	70
	EUR/NOK	↘	9.3727	9.3340	9.3066	9.2768	9.2508	9.2228	9.1915	9.1557	9.1000	9.2747	9.3640	9.3862	40
	USD/SEK	↗	8.3204	8.3000	8.2625	8.2045	8.1891	8.1298	8.1156	8.0830	8.0590	8.1112	8.1825	8.4065	63
	USD/NOK	↘	8.3000	8.2555	8.2430	8.1810	8.1312	8.0910	8.0813	8.0000	7.9700	8.1541	8.2861	8.4584	43
	EUR/DKK	↘	7.4525~	7.4505	7.4450~	7.4432	7.4387	7.4372	7.4345	7.4290	7.4250	7.4413	7.4473	7.4581	38
	NOK/SEK	↗	1.0247	1.0217	1.0137	1.0118	1.0047	1.0033	0.9990	0.9955	0.9896	0.9930	0.9859	0.9926	72
Majors	EUR/USD	→	1.1494	1.1479	1.1447	1.1429	1.1373	1.1369	1.1359	1.1296	1.1272	1.1370	1.1297	1.1096	48
	USD/JPY	→	111.91	110.67	110.00	109.40	108.76	108.63	108.23	107.50	107.03	108.77	110.42	117.42	51
	EUR/GBP	→	.7994	.7960	.7947	.7919	0.7875	.7846	.7822	.7804	.7755	0.7858	0.7880	0.7495	49
	GBP/USD	↘	1.4639	1.4572	1.4543	1.4466	1.4440	1.4375	1.4348	1.4300	1.4242	1.4466	1.4334	1.4817	49
	USD/CHF	↘	0.9835	0.9797	0.9763	0.9726	0.9706	0.9652	0.9590	0.9533	0.9515	0.9678	0.9695	0.9830	55
	EUR/JPY	→	126.00	125.50	124.65	124.20	123.69	123.69	123.52	123.28	122.85	123.68	124.74	130.23	51
	EUR/CHF	↘	1.1115	1.1109	1.1080	1.1067	1.1043	1.1016	1.0996	1.0955	1.0930	1.1007	1.0956	1.0907	56
	AUD/USD	↘	.7517	.7447	.7402	.7380	0.7298	.7262	.7243	.7212	.7200	0.7559	0.7568	0.7258	29
	USD/CAD	↘	1.3363	1.3014	1.2962	1.2904	1.2847	1.2772	1.2731	1.2606	1.2458	1.2738	1.2952	1.3364	54
	NZD/USD	→	.6941	.6918	.6860	.6848	0.6801	.6759	.6716	.6700	.6669	0.6886	0.6826	0.6643	42
	EUR/CAD	↗	1.5145	1.5030	1.4965	1.4820	1.4614	1.4520	1.4415	1.4175	1.4035	1.4485	1.4633	1.4823	53
GBP/JPY	→	160.03	159.03	158.49	157.76	157.0500	156.26	156.05	155.37	154.27	157.3490	158.2674	174.1914	51	
EM	USD/CNH	↗	6.6188	6.5918	6.5867	6.5592	6.5453	6.5423	6.5259	6.5235	6.5170	6.5066	6.4957	6.4783	67
	USD/ZAR	↗	16.310	16.240	16.000	15.620	15.0638	14.715	14.095	13.885	13.720	14.6223	14.9254	14.6484	64
	USD/BRL	→	3.7900	3.7180	3.6922	3.5160	3.4714	3.4380	3.4320	3.4280	3.4000	3.5173	3.5829	3.7930	42
	USD/MXN	→	18.316	18.250	18.218	18.146	17.991	17.851	17.569	17.284	17.170	17.606	17.580	17.302	64
	EUR/PLN	→	4.5115	4.5010	4.4720	4.4358	4.4100	4.3955	4.3610	4.3100	4.29~	4.3787	4.3176	4.2962	59
	EUR/CZK	→	27.19~	27.130	27.102	27.093	27.004	26.975~	26.960	26.949	26.914	27.017	27.021	27.036	42
	EUR/HUF	↗	320.25	319.10	318.00	316.20	315.30	315.00	313.10	310.75	309.80	312.13	311.76	312.09	66
	EUR/TRY	→	3.4785	3.4295	3.3455	3.4000	3.3701	3.3000	3.2605	3.2265	3.1960	3.2645	3.2351	3.2406	79
	USD/PLN	→	3.9296	3.9060	3.9000	3.8972	3.8795	3.8223	3.7648	3.7350	3.7056	3.8514	3.8222	3.8742	59
	USD/RUB	→	71.60	69.50	67.38	66.38	65.02	64.25	63.95	62.50	62.05	65.70	67.39	68.94	41
Other Markets	S&P 500 Futures	→	2104	2094	2080	2079	2050	2046	1996	1985	1932	1984	1927	2005	79
	DAX Futures	→	11000	10850	10693	10200	9861	9736	9700	9395	9000	10142	9964	10187	38
	US 10y Futures	→	132-00	131-21	131-09+	131-03	130.24	130-14	129-28	129-15+	129-04	129.84	129.68	127.17	48
	Bund Futures	↗	166.00	165.00	164.95	164.60	163.82	163.50	163.12	162.67	161.90	162.77	162.69	158.02	37
	WTI Oil Futures	→	47.87	47.48	47.02	47.00	46.22	43.70	42.50	41.90	39.15	44.14	40.87	40.06	64

	Trends	Res 4	Res 3	Res 2	Res 1	Spot	Sup 1	Sup 2	Sup 3	Sup 4	MA20	MA 50	MA 200	RSI 9	
Scandies	EUR/SEK	↗	9.4088 22 Feb high	9.4015 25 Feb high	9.3878 10 Mar high	9.3318 200-day MA	9.3144	9.2828 12 May low	9.2620 9/10 May lows	9.2386 5 May low	9.2090 break-point	9.2256	9.2452	9.3269	70
	EUR/NOK	↘	9.3727 11 May high	9.3340 12 May high	9.3066 9 May low	9.2768 5 May low	9.2508	9.2228 12 May low	9.1915 27 Apr low	9.1557 20 Apr low	9.1000 figure	9.2747	9.3640	9.3862	40
	USD/SEK	↗	8.3204 28 Mar high	8.3000 figure	8.2625 28 Mar low	8.2045 30 Mar high	8.1891	8.1298 12 May low	8.1156 11 May low	8.0830 6 May low	8.0590 5 May low	8.1112	8.1825	8.4065	63
	USD/NOK	↘	8.3000 figure	8.2555 22 Apr high	8.2430 10 May high	8.1810 12 May high	8.1312	8.0910 12 May low	8.0813 21 Apr low	8.0000 figure	7.9700 3 May low	8.1541	8.2861	8.4584	43
	EUR/DKK	↘	7.4525~ mid-2015 lows	7.4505 20-Apr spike high	7.4450~ end-Apr highs	7.4432 last week high	7.4387	7.4372 6-May low	7.4345 22-Jan-15 low	7.4290 Jan-15/ last yr low	7.4250 Jan-2012 low	7.4413	7.4473	7.4581	38
	NOK/SEK	↗	1.0247 Oct high	1.0217 27 Oct high	1.0137 6 Nov high	1.0118 2 Dec high	1.0047	1.0033 20 Apr high	0.9990 29 Apr high	0.9955 12 May low	0.9896 10 May low	0.9930	0.9859	0.9926	72
Majors	EUR/USD	→	1.1494 5 May high	1.1479 6 May high	1.1447 11 May high	1.1429 12 May high	1.1373	1.1369 11 May low	1.1359 10 May low	1.1296 28 Apr low	1.1272 27 Apr low	1.1370	1.1297	1.1096	48
	USD/JPY	→	111.91 25 Apr high	110.67 26 Apr low	110.00 figure	109.40 12 May high	108.76	108.63 intraday level	108.23 12 May low	107.50 5 May high, break	107.03 9 May low	108.77	110.42	117.42	51
	EUR/GBP	→	.7994 18 Apr high	.7960 intraday level	.7947 4 May high	.7919 11/12 May highs	0.7875	.7846 12 May low	.7822 2 May low	.7804 28 Apr high	.7755 28 Apr low	0.7858	0.7880	0.7495	49
	GBP/USD	↘	1.4639 26 Apr high	1.4572 4 May high	1.4543 6 May high	1.4466 intraday level	1.4440	1.4375 9 May low	1.4348 12 Apr high	1.4300 21 Apr low	1.4242 15 Apr high	1.4466	1.4334	1.4817	49
	USD/CHF	↘	0.9835 200-day MA	0.9797 22 Apr high	0.9763 10 May high	0.9726 12 May high	0.9706	0.9652 6 May low	0.9590 4 May high	0.9533 4 May low	0.9515 intraday level	0.9678	0.9695	0.9830	55
	EUR/JPY	→	126.00 figure	125.50 intraday level	124.65 12 May high	124.20 intraday level	123.69	123.69 12 May low	123.52 4 May high, break	123.28 10 May low	122.85 intraday level	123.68	124.74	130.23	51
	EUR/CHF	↘	1.1115 4 Feb low	1.1109 11 May high	1.1080 intraday level	1.1067 intraday level	1.1043	1.1016 22 Apr high	1.0996 5 May low	1.0955 29 Apr low	1.0930 19 Apr high, break	1.1007	1.0956	1.0907	56
	AUD/USD	↘	.7517 4 May high	.7447 4 May low	.7402 11 May high	.7380 12 May high	0.7298	.7262 200-day MA line	.7243 4 Feb high	.7212 61.8%Jan/Apr up-	.7200 figure	0.7559	0.7568	0.7258	29
	USD/CAD	↘	1.3363 200-day MA	1.3014 09 May high	1.2962 50-day MA	1.2904 10 May low	1.2847	1.2772 intraday low	1.2731 03 May high	1.2606 28 Apr high	1.2458 03 May low	1.2738	1.2952	1.3364	54
	NZD/USD	→	.6941 4 May high	.6918 5 May high	.6860 4 May low	.6848 9/12 May highs	0.6801	.6759 11 May low	.6716 10 May low	.6700 50%Jan/Apr up-le	.6669 28 Mar low	0.6886	0.6826	0.6643	42
	EUR/CAD	↗	1.5145 25-Feb high	1.5030 5-Apr high	1.4965 8-Apr high	1.4820 4-May high	1.4614	1.4520 3-May accel	1.4415 3-May low	1.4175 28-Apr YTD low	1.4035 3-Dec low	1.4485	1.4633	1.4823	53
	GBP/JPY	→	160.03 25 Apr low	159.03 intraday level	158.49 12 May high	157.76 intraday level	157.05	156.26 12 May low	156.05 10 May low	155.37 intraday level	154.27 9 May low	157.35	158.27	174.19	51
EM	USD/CNH	↗	6.6188 4 Feb high	6.5918 29 Jan low	6.5867 8 Feb high	6.5592 29 Feb high	6.5453	6.5423 intraday level	6.5259 11 May low	6.5235 6 May high	6.5170 25 Apr high	6.5066	6.4957	6.4783	67
	USD/ZAR	↗	16.310 26-Feb high	16.240 16-Mar high	16.000 figure	15.620 28-Mar high	15.064	14.715 9-May low	14.095 29-Apr low	13.885 20-Nov-15 low	13.720 4-Nov-15 low	14.622	14.925	14.648	64
	USD/BRL	→	3.7900 100-day MA	3.7180 07 Apr high	3.6922 Nov '15 low	3.5160 10 May high	3.4714	3.4380 11 May low	3.4320 02 May low	3.4280 29 Apr low	3.4000 break level	3.5173	3.5829	3.7930	42
	USD/MXN	→	18.316 29 Feb high	18.250 break level	18.218 10 May high	18.146 11 May high	17.991	17.851 100-day MA	17.569 50-day MA	17.284 200-day MA	17.170 break level	17.606	17.580	17.302	64
	EUR/PLN	→	4.5115 21-Jan YTD high	4.5010 26-Jan high	4.4720 9-Feb high	4.4358 6-May & Thurs high	4.4100	4.3955 6-May low	4.3610 2-May low	4.3100 18-Apr high	4.29~ mid-Apr high vol	4.3787	4.3176	4.2962	59
	EUR/CZK	→	27.19~ 1-Oct high	27.130 11-Feb YTD high	27.102 fr 29-Feb highs	27.093 27-Apr high	27.004	26.975~ Mar, Apr lows	26.960 Feb low	26.949 Dec-15/ last year l	26.914 8-Nov-13 low	27.017	27.021	27.036	42
	EUR/HUF	↗	320.25 Jan-15 highs blw s	319.10 12-Jan YTD high	318.00 Jul-15 high	316.20 Mon high	315.30	315.00 30, 31-Mar highs	313.10 29-Apr high, Tues	310.75 2-May low	309.80 last week low	312.13	311.76	312.09	66
	EUR/TRY	→	3.4785 14-Sep high	3.4295 2-Oct high	3.3455 4-May high	3.4000 tod. Intraday high	3.3701	3.3000 figure	3.2605 8-Apr high	3.2265 20-Apr high	3.1960 2-May low	3.2645	3.2351	3.2406	79
	USD/PLN	→	3.9296 25 Apr high	3.9060 100-day MA	3.9000 break level	3.8972 10 May high	3.8795	3.8223 50-day MA	3.7648 20 Apr low	3.7350 break level	3.7056 01 Apr low	3.8514	3.8222	3.8742	59
	USD/RUB	→	71.60 Aug '15 high	69.50 Apr high	67.38 50-day MA	66.38 11 May high	65.02	64.25 12 May low	63.95 29-Apr YTD low	62.50 Oct '15 high volum	62.05 Nov '15 low	65.70	67.39	68.94	41
Other Markets	S&P 500 Futures	→	2104 21 Apr high	2094 27 Apr high	2080 10 May high	2079 11 May high	2050	2046 50-day MA	1996 200-day MA	1985 100-day MA	1932 01 Feb high	1984	1927	2005	79
	DAX Futures	→	11000 figure	10850 break level	10693 gap break	10200 break level	9861	9736 06 May low	9700 break level	9395 10 Mar low	9000 gap break	10142	9964	10187	38
	US 10y Futures	→	132-00 figure	131-21 11 Feb close	131-09+ 07 Apr high	131-03 11 May high	130.24	130-14 09 May low	129-28 50-day MA	129-15+ 26 Apr high	129-04 100-day MA	129.84	129.68	127.17	48
	Bund Futures	↗	166.00 figure	165.00 figure	164.95 channel top	164.60 11-Apr YTD high	163.82	163.50 09-May low	163.12 03-May high	162.67 04-May low	161.90 03-May low	162.77	162.69	158.02	37
	WTI Oil Futures	→	47.87 upper TL	47.48 projection	47.02 projection	47.00 break level	46.22	43.70 200-day MA	42.50 26 Apr low	41.90 50-day MA	39.15 100-day MA	44.14	40.87	40.06	64

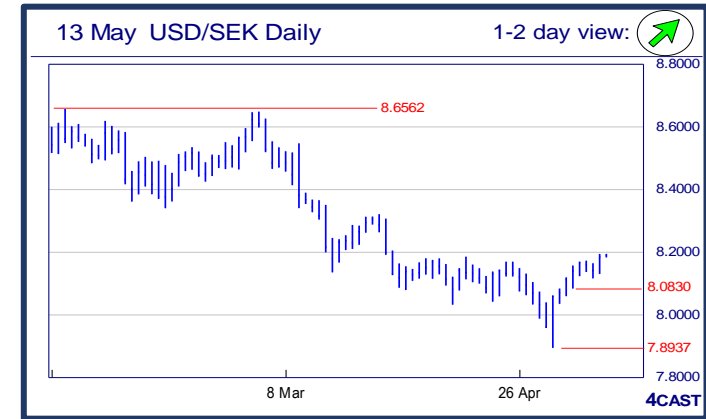
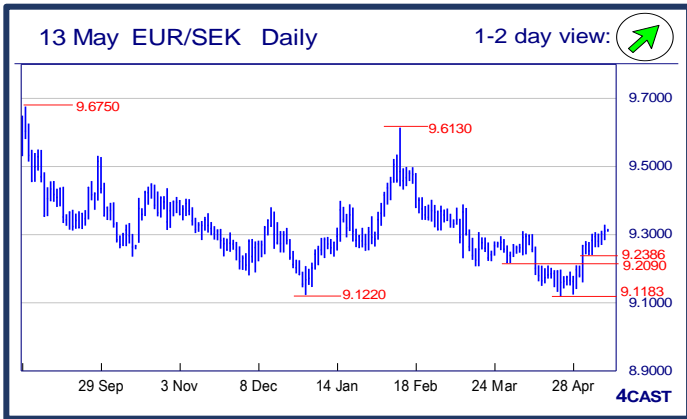


Strong uptrend Weak uptrend or higher in range Sideways or in range Weak downtrend or lower in range Strong downtrend



NOK, SEK opening updates

	1 day view	Resistance	Support	4cast
EUR/NOK		9.3727 9.3340 9.3066 9.2768	9.2228 9.1915 9.1557 9.1000	Sharp decline below 9.2770 support with the negative stance seen on daily tools helping bears regained footing and poised for extension towards 9.1915 then 9.1557 and this should keep intraday trade on a weak tone. [W.T]
EUR/SEK		9.4088 9.4015 9.3878 9.3318	9.2828 9.2620 9.2386 9.2090	Stretching the choppy upmove towards the 200-day MA line at 9.3310 and need a swift lift above latter to garner stronger upside momentum. On the downside, break of 9.2828 support will help bears reverse this upmove. [W.T]
USD/NOK		8.3000 8.2555 8.2430 8.1810	8.0910 8.0813 8.0000 7.9700	Reversal from this week's high of 8.2430 helping to retain downside pressure and slippage below last session's low of 8.0910 will see the strong support at 7.9700 targeted. Only lift above 8.1810 hurdle to alleviate downside pressure. [W.T]
USD/SEK		8.3204 8.3000 8.2625 8.2045	8.1298 8.1156 8.0830 8.0590	Strong rally last session managed to break above 8.1847 congestion high and seen boosting the upmove from 7.8937 low and shifting focus higher to 8.2045 then higher 8.2625. Longs favoured towards intraday trading. [W.T]



Strong uptrend
 Weak uptrend or higher in range
 Sideways or in range
 Weak downtrend or lower in range
 Strong downtrend

Copyright and other intellectual property rights in the material in this document belong to 4CAST Limited and/or 4CAST Inc (4CAST). The material shall not, under any circumstances, be reproduced or distributed in whole or part without the prior written consent of 4CAST. The material in this document is based upon information which 4CAST considers to be reliable and the analysis and opinion in the material represents the view of 4CAST at the time of transmission (unless stated otherwise). Such analysis and opinion is subject to change without notice. The material is intended for use by parties knowledgeable and experienced in the financial sector and is only one source amongst others to be considered in carrying on their business or activity. ACCORDINGLY 4CAST MAKES NO REPRESENTATION OR WARRANTY EXPRESS OR IMPLIED STATUTORY OR OTHERWISE (INCLUDING BUT NOT LIMITED TO) THE ACCURACY OF THE MATERIAL IN THIS DOCUMENT OR THE FITNESS FOR PURPOSE AND ALL SUCH REPRESENTATIONS AND WARRANTIES ARE HEREBY EXPRESSLY EXCLUDED. 4CAST does not give or purport to give investment advice. Any action taken by users on the basis of material in this document is entirely at their own risk. Independent investment advice should be sought where appropriate. 4CAST website may link to or be linked to other Internet sites. 4CAST does not accept responsibility for the content of such other sites. 4CAST's terms and conditions of business apply to all fee-paying subscribers and trial users.