

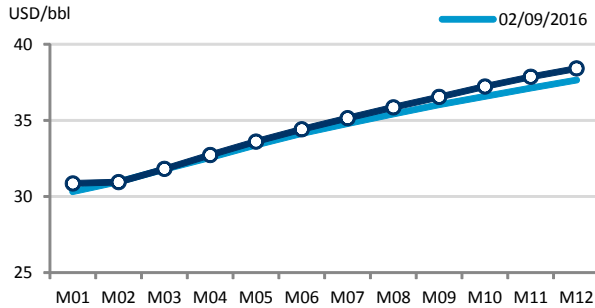
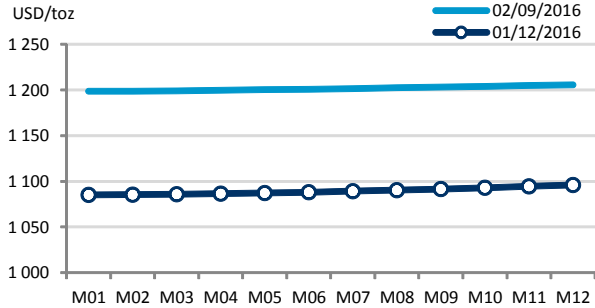
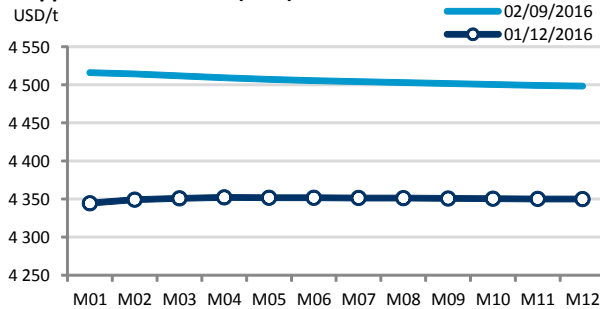
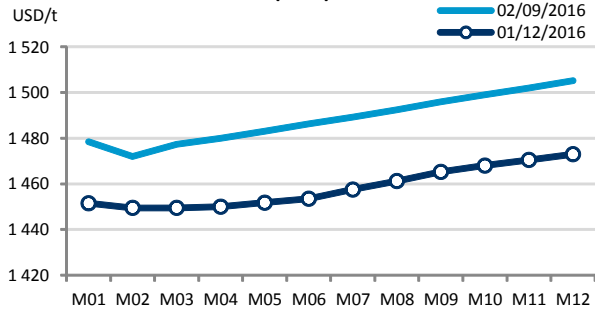


# Commodities Report

Wednesday, 10 February 2016

Commodity prices table								
		02/09/2016	02/08/2016		02/02/2016		01/12/2016	
		Close	Close	Change	Close	Change	Close	Change
<b>Crude &amp; Products</b>								
Dated Brent	USD/bbl	30,4	32,8	-7,38%	32,0	-5,06%	28,7	5,93%
Brent 1M (ICE)	USD/bbl	30,3	32,9	-7,79%	32,7	-7,33%	30,9	-1,75%
Brent 2M (ICE)	USD/bbl	31,0	33,6	-7,80%	33,5	-7,44%	31,0	0,10%
Brent 3M (ICE)	USD/bbl	31,8	34,4	-7,69%	34,3	-7,34%	31,8	-0,09%
WTI 1M (NYMEX)	USD/bbl	27,9	29,7	-5,89%	29,9	-6,49%	30,4	-8,21%
1,0% Fuel Oil FOB Barges Rdam	USD/t	123,0	133,0	-7,52%	132,3	-6,99%	112,3	9,58%
3,5% Fuel Oil FOB Barges Rdam	USD/t	126,3	136,8	-7,68%	134,0	-5,78%	107,3	17,72%
Jet FOB Barges Rdam	USD/t	319,8	336,5	-4,98%	319,5	0,08%	299,0	6,94%
Gasoil 0.1 FOB Barges ARA	USD/t	279,5	296,3	-5,65%	272,8	2,47%	265,5	5,27%
Diesel 10 PPM FOB Barges Rdam	USD/t	294,0	311,0	-5,47%	285,5	2,98%	278,3	5,66%
<b>Base Metals (LME 3M)</b>								
Aluminium	USD/t	1 481	1 502	-1,40%	1 501	-1,33%	1 450	2,14%
Copper	USD/t	4 509	4 611	-2,20%	4 549	-0,88%	4 352	3,61%
Zinc	USD/t	1 684	1 723	-2,26%	1 674	0,60%	1 468	14,71%
Tin	USD/t	15 710	15 675	0,22%	14 750	6,51%	13 450	16,80%
Lead	USD/t	1 810	1 824	-0,77%	1 755	3,13%	1 607	12,63%
Nickel	USD/t	8 090	8 215	-1,52%	8 400	-3,69%	8 240	-1,82%
Steel billet	USD/t	210	210	0,00%	210	0,00%	210	0,00%
Aluminium alloy	USD/t	1 595	1 595	0,00%	1 575	1,27%	1 610	-0,93%
<b>Precious Metals (spot)</b>								
Gold	USD/toz	1 189	1 189	-0,01%	1 129	5,32%	1 087	9,44%
Silver	USD/toz	15,24	15,31	-0,47%	14	6,56%	14	10,61%
Platinum	USD/toz	933	925	0,90%	856	9,08%	836	11,60%
Palladium	USD/toz	517	515	0,23%	492	5,03%	471	9,77%
<b>USD exchange rate</b>								
DXY Index		96,07	96,57	-0,52%	98,87	-2,83%	98,97	-2,93%
EUR/USD		1,131	1,117	1,31%	1,091	3,68%	1,084	4,35%

Source: Bloomberg

**Brent forward curve (ICE)**

**Gold forward curve (COMEX)**

**Copper forward curve (LME)**

**Aluminium forward curve (LME)**


## Contacts

Brussels Research (KBC)		Global Sales Force	
Piet Lammens	+32 2 417 59 41	<b>Brussels</b>	
Peter Wuyts	+32 2 417 32 35	Corporate Desk	+32 2 417 45 82
Joke Mertens	+32 2 417 30 59	Institutional Desk	+32 2 417 46 25
Mathias van der Jeugt	+32 2 417 51 94	France	+32 2 417 32 65
<b>Dublin Research</b>		London	+44 207 256 4848
Austin Hughes	+353 1 664 6889	Singapore	+65 533 34 10
Shawn Britton	+353 1 664 6892		
<b>Prague Research (CSOB)</b>		<b>Prague</b>	+420 2 6135 3535
Jan Cermak	+420 2 6135 3578		
Jan Bures	+420 2 6135 3574		
Petr Baca	+420 2 6135 3570		
<b>Bratislava Research (CSOB)</b>		<b>Bratislava</b>	+421 2 5966 8820
Marek Gabris	+421 2 5966 8809		
<b>Budapest Research</b>		<b>Budapest</b>	+36 1 328 99 85
David Nemeth	+36 1 328 9989		

ALL OUR REPORTS ARE AVAILABLE ON [WWW.KBCCORPORATES.COM/RESEARCH](http://WWW.KBCCORPORATES.COM/RESEARCH)

This non-exhaustive information is based on short-term forecasts for expected developments on the financial markets. KBC Bank cannot guarantee that these forecasts will materialize and cannot be held liable in any way for direct or consequential loss arising from any use of this document or its content. The document is not intended as personalized investment advice and does not constitute a recommendation to buy, sell or hold investments described herein. Although information has been obtained from and is based upon sources KBC believes to be reliable, KBC does not guarantee the accuracy of this information, which may be incomplete or condensed. All opinions and estimates constitute a KBC judgment as of the data of the report and are subject to change without notice.

